Table of Contents

Proposed

CAPITAL BUDGET

Fiscal Year 2024-2025

Serving, enhancing,
and transforming our community

Page Intentionally Left Blank

INTRODUCTORY SECTION

- Table of Contents
- How to Use this Document
- Purpose of the Capital Improvements Plan
- Capital Improvements Plan Framework
- Prioritization Criteria
- Major Funding Programs for Capital Projects

Page Intentionally Left Blank

Table of Contents

Introductory Section

Table of Contents 3
How to Use this Document 5
Purpose of the Capital Improvements Plan 6
Capital Improvements Plan Framework 8
Capital Project Prioritization Criteria 11
Major Funding Programs for Capital Projects 12

Funding Overview Section

Overview by Program Fund 21
Overview by Department 21
Overview by Funding Source 22
Overview by Funding Status 23

Highlights Section

Fiscal Year 2023-24 Accomplishments 27
Fiscal Year 2024-25 and Beyond 30

Capital Appropriations Section

Fiscal Year 2024-25 New Capital Appropriations 35

Capital Plan Reports Section

Sources and Estimated Costs by Department
- Building 39
- Commissioner's Office 42
- Communications 43
- Community Redevelopment Agency 45
- Downtown Development Authority 51
- Finance 53
- Fire-Rescue 55
- General Services Administration 77
- Housing and Community Development 88
- Human Services 90
- Innovation and Technology 91
- Office of Capital Improvements 98
- Parks and Recreation 103
- Planning 205
- Police 207
- Real Estate and Asset Management 241
- Resilience and Public Works 270
- Risk 366
- Solid Waste 368
- Zoning 370

Funding Source by Project Number 372

Table of Contents

Operating Impact Section

Operating Impact Summary 399

Appendices

Fiscal Year 2023-24 New Appropriations and Re-Appropriations Listing 403

Detailed Report by Capital Project Number 413

How to Use this Document

The City of Miami's Capital Budget and Multi-year Capital Improvement Plan, also known as the Capital Plan, contains information on how the City plans to invest available resources into key infrastructure, facilities, and systems between October 1, 2024 through September 30, 2030.

The Capital Plan is organized into seven main sections:

- **INTRODUCTORY –** This section describes the purpose of the Capital Plan, describes the development process, and summarizes the criteria that influence projects included in the CIP.

- **FUNDING OVERVIEW –** There are various ways to present the details of the City's capital projects and this section summarizes the details of the reports that are presented in the Capital Plan. The nine (9) types of funding sources are described and summarized in the *"Overview by Funding Source"*. The attributes of the project determine which program fund that will be used to classify the project and is displayed in the *"Overview by Program Fund"*. The "*Overview by Department*" presents the funded amounts and estimated costs for projects Citywide. The overall funded, partially-funded or unfunded status of the projects are shown in the *"Overview by Funding Status".*

- **HIGHLIGHTS** – During the fiscal year, the Office of Capital Improvements (OCI) and other City departments work together on many types of capital projects. This section describes those projects that are noteworthy because of their magnitude or impact to the community.

- **NEW CAPITAL APPROPRIATIONS –** This section shows new appropriations proposed for FY 2024-25 for various new and existing capital projects across multiple funding sources and departments.

- **CAPITAL PLAN REPORTS –** This section highlights various important elements of the capital projects organized into two CIP reports:

    - *Sources and Estimated Uses by Department*: This report provides the budgeted funding for each project and the respective estimate for how those funds will be spent within the project. The budgeted funds are appropriated through Commission approval and are recoginzed in the year the appropriation is approved. The report also includes specific details relevant to the project such as project status, scope of the project, estimated annual operating impact, and estimated completion dates.

    - *Projects by Funding Source*: This report organizes the various funding sources from which projects are funded and further details the funded amount of the project by the specific funding source.

- **OPERATING IMPACT SUMMARY –** This section describes the methodology used to calculate the estimated annual operating impact expected upon completion.

- **APPENDICES –** The CIP contains various appendices with information that may be useful and provide additional detail to understanding the Capital Plan, such as a listing of all capital appropriations that were approved in the previous year and actual expenditures for each funding source by project.

Purpose of the Capital Improvements Plan

The Capital Plan is compiled by the Office of Management and Budget with input from all city departments which have capital projects. It presents a comprehensive, six-year plan for enhancing and maintaining public infrastructure by repairing current facility and asset deficiencies as well as providing new service delivery infrastructure. The Capital Improvements Plan serves the following main purposes:

- Identifies the planned improvement projects
- Estimates the costs over the six-year period
- Provides the budgeted fund sources available for capital projects

The City defines a capital improvement as the acquisition, construction, reconstruction, or installation of a physical public improvement or addition to fixed assets in the form of land, buildings, or improvements with a value of $5,000 or more and a "useful life" of at least three years.

The Capital Plan contains the individual capital projects, equipment purchases and major studies of the City in conjunction with construction and completion schedules, and financial plans. The Capital Plan provides a working blueprint for sustaining and improving the City's infrastructure over a six-year window. It coordinates strategic planning, financial capacity, and physical development.

The Capital Improvements Plan provides the following benefits:

- Synchronizes capital and operating budgets
- Systematically evaluates competing demands for resources based on a prioritization matrix reflecting the City's long-term strategy goals and objectives
- Identifies, prioritizes, and optimizes the financing of capital projects
- Links strategic and comprehensive capital plans with fiscal capacity
- Informs the public about the City's investment in infrastructure

The FY 2024-25 Capital Plan is an update to the FY 2023-24 Capital Plan which was adopted with modifications on September 9, 2023 pursuant to Resolution No. R-23-0376, as subsequently amended on September 14, 2023 pursuant to Resolution No. R-23-0448, on October 26, 2023 pursuant to Resolution Nos. R-23-0484 and R-23-0485, on November 16, 2023 pursuant to Resolution Nos. R-23-0508, R-22-0509, and R-22-0519, on December 16, 2023 pursuant to Resolution No. R-23-0549, on February 22, 2024 pursuant to Resolution Nos. R-24-0075 and R-24-0061, on March 14, 2024 pursuant to Resolution No. R-24-0103, on April 24, 2024 pursuant to Resolution No. R-24-0165, and on July 11th, 2024 pursuant to Resolution Nos. R-24-0266, R-24-0267, and R-24-0272.

Legal Authority

The legal requirements for preparing the City's Capital Plan are set forth in the Florida Statutes and the City of Miami Code. A capital improvement programming process to support the Comprehensive Plan is required by the Community Planning Act, specifically Sections 163.3161 and 163.3177, Florida Statutes (2022). Furthermore, pursuant to Chapter 18/Article IX/Divisions 1 and 2 of the Code of the City of Miami, Florida, as amended, entitled "Finance/Financial Policies/Anti-Deficiency Act/Financial Integrity Principles", requires the development and approval of a multi-year capital plan which also delineates specific requirements for inclusion.

Purpose of the Capital Improvements Plan

The first year of the six-year Capital Plan also serves as the Annual Capital Budget. The City's Capital Budget, separate from the annual operating budget, presents the funding plans for City construction and repair projects, and purchases of land, buildings, or equipment.

In accordance with the City's Financial Integrity Principles, the City Manager submits the Capital Budget concurrently with the Operating Budget each year. The Capital Budget authorizes capital project expenditures, while the Operating Budget authorizes the expenditure of funds for such things as employee salaries and the purchase of goods and services. Capital projects may have an impact on the Operating Budget through additional costs to operate new facilities or the expansion of current City assets, potential additional revenues the improvement can bring to the City, or cost savings from acquisition more effective and efficient equipment. The final Capital Budget is adopted by the City Commission each year in September.

Individual capital projects may not exceed the amount appropriated in the Adopted Capital Budget and, if a project requires additional funds, the Capital Plan can be subsequently amended throughout the fiscal year as needed. Any amendments to the capital project budgets are required to be heard and approved by the City Commission.

Capital Improvements Plan Framework

The Capital Plan has been developed to align current and projected capital projects, equipment purchases, and major studies with the City's Strategic Initiatives. It also incorporates the Construction Review and Synchronization Process (CRSP) for new projects and the Project Prioritization Matrix.

Strategic Initiatives

The City's Strategic Initiatives provide the framework to fulfill the City's goals and objectives. To fulfill this mission, the Capital Plan must include capital projects, equipment purchases, and major studies that meet or align with one or more of the following Strategic Initiatives:

- Improving resident's quality of life
- Strengthening the City's resiliency
- Leading the community into a pathway to prosperity

Capital Project Program Funds

The Capital Plan is organized by department and each project is identified by a distinct program fund based on the attributes of the project. Each program fund maintains specific financial details of the capital project. The program funds are detailed below:

- **General Government –** This program consists of general governmental capital enhancements and improvements to municipal buildings and operations facilities. This also includes computers and communications equipment.
- **Public Safety –** This program consists of acquisition of equipment or construction of major facilities that support the operations of the Police and Fire-Rescue Departments.
- **Disaster Recovery –** This program is utilized to account for revenue received from the federal government, insurance, and other agencies resulting from declared disasters.
- **Public Facilities –** This program includes improvements to public use facilities; such as stadiums, auditoriums, and marinas.
- **Parks and Recreation –** This program accounts for the acquisition, rehabilitation, or construction of capital facilities for recreational activities in parks throughout the City.
- **Streets and Sidewalks–** This program provides reconstruction, major maintenance, and beautification to Miami's street system.
- **Mass Transit –** This program accounts for the acquisition of equipment or construction of capital facilities that support the maintenance and operation of public transportation systems.
- **Sanitary Sewers –** This program includes projects that will improve the City's existing sanitary sewer system.
- **Storm Sewers –** This program accounts for projects that result in improved drainage and storm water management throughout the City.
- **Solid Waste –** This program includes projects for the acquisition of equipment or construction of facilities for the collection and removal of solid waste.

Capital Improvements Plan Framework

Project Sources

The intent of the Capital Improvements Plan is to be a comprehensive plan that is based on input from multiple sources from within the City that involves other regional strategies from other agencies and the private sector that will ultimately support the City's strategic goals of Pathway to Prosperity, Quality of Life, and Resilience for the benefit of its residents and the City as a whole.

As part of the Capital Plan preparation, a series of steps are undertaken by City staff to understand and broaden the possible sources for capital construction improvement projects to include:

- Projects and needs are identified by Client Departments
- Projects and needs identified by outside agencies such as Downtown Development Authority (DDA), Southeast Overtown Park West Community Redevelopment Agency (SEOPW CRA), and Omni Community Redevelopment Agency (OMNI CRA)
- Projects and needs identified for Local Mitigation Strategy (LMS) for Federal Emergency Management Agency (FEMA)
- Project and needs to be coordinated with other governmental agencies such as Miami-Dade County, the State of Florida and the Florida Department of Transportation (FDOT).

Office of Capital Improvement's (OCI) Role

The OCI performs an all-inclusive review of on-going and future capital construction improvement projects with Client Departments. The joint review of projects between OCI and the Client Department provides:

- Identification of required managerial and technical roles or expertise to execute projects
- Integration and optimization of Citywide resources for delivery of projects
- Citywide reporting of capital construction improvement projects

Based on the joint review, the Client Department and OCI will determine OCI's role as follows:

- Management Role: The Client Department relies on the Office of Capital Improvements for the management, execution, and reporting of a Capital Improvement project. In this scenario, OCI's role is to manage the entire project
- Oversight Role: The Client Department undertakes the management, execution, and reporting of a Capital Improvement project; but requires OCI's technical assistance to carry out the work. In this scenario, OCI's role is "Oversight" of the project
- Visibility Role: The Client Department fully undertakes the management, execution, and reporting of a Capital Improvement project, without assistance from OCI. In this scenario, OCI's role is "Visibility" of the project.

Capital Improvements Plan Framework

Office of Management and Budget's (OMB) Role

OMB plays an important role in determining funding availability for capital construction and non-construction projects, funding those capital projects as funding is available, and ensuring capital projects are funded according to specific requirements of the funding sources that are available.

Throughout the year, OMB liaise with elected officials, stakeholder groups, and all Departments that have capital projects to ensure that the most important projects are funded and prioritized. The prioritized projects are funded by a capital appropriation through the annual Capital Budget or an as needed Capital Amendment which are presented and approved by the City Commission.

As part of the annual Capital Budgeting process, OMB meets with each department to review their respective capital projects and discusses the status as well as what has been accomplished to meet the City's overall goals and strategies. This information is compiled and presented in the Multi-Year Capital Plan.

Capital Project Prioritization Criteria

The City uses a Project Prioritization Matrix with nine criteria to analyze, rank, and ultimately prioritize projects for funding. Projects with highest ranking are given priority funding and implementation in the Capital Improvements Plan. The criterion used is listed as follows:

- **Life, Health, and Safety** – Projects that are necessary to meet life, health, or safety requirements or eliminate potentially imminent life, health, or safety risks. Examples of these include facility water intrusion, asbestos abatement, and repair of damages caused by natural disasters.
- **Legal and Regulatory Compliance** – Projects that are necessary to attain or maintain compliance with legal and mandated requirements set forth by federal, state, local or other jurisdictions. Also includes projects that may be required to satisfy legal settlements with private individuals, entities or regulatory agencies. Examples of these projects are a federal mandate to comply with Americans with Disabilities requirements, or a regulatory agency's mandate to remediate contaminated soils.
- **Essential Improvements** – Projects that are necessary for improvements to the functioning, capacity, or preservation of facilities, infrastructure, or historic sites. This criterion measures the extent to which a facility or infrastructure has deteriorated and needs improvements relative to the overall condition of similar facilities or infrastructure. Examples of these projects are roof repairs or replacements, bathroom remodeling, and roadway reconstruction.
- **Strategic Alignment -** Projects that align with Strategic City initiatives. The execution of these projects will align with or more of the strategic goals outlined by City Administration. Examples of these projects are Fire-Rescue station replacements, construction of new parks, public safety and public service facilities, new sidewalks or baywalks, or projects promoting affordable housing.
- **Infrastructure Risk Management and Resiliency -** Projects that improve City resilience through the prevention or mitigation of infrastructure damage, reduce recovery time from natural disasters, or provide redundancy to prevent service disruption. Examples of these projects are replacement of seawalls, installing backflow valves, constructing new storm pump stations, or installing new backup generators to avoid service disruption at key and critical infrastructure.
- **Environmental Protection -** Projects intended to conserve, preserve, or increase natural resources (including tree canopy, greenspace, or shorelines) or protect or improve air or water quality. Examples of these projects are canal dredging and shoreline restoration.
- **Coordination and Dependency -** Projects that, if performed in conjunction with other entities or agencies, will provide better integration, reduce commitment of the City's capital resources, and allow a more efficient project execution. Examples of these are projects that involve Joint Participation Agreement with Miami-Dade Water and Sewer Department (M-DWASD), Local Participation Agreements (LAP) with FDOT, or City Commissioned approved agreements with private developers.
- **Leverage External Funds -** Projects that can leverage funds from, or that are funded by, external funding sources such as Federal, State, County, private, and other local entities. Example of these projects that can be eligible for external funds such us Florida Inland Navigation Development (FIND) grants, Community Development Block Grants (CDBG), SEOPW CRA, or OMNI CRA.
- **Revenue Producing or Cost Savings -** Projects that, when completed, will generate additional revenues or increase efficiency resulting in continual cost savings to the City. Examples of these projects are improvements or additions to marinas or cultural and historic venues that will increase marketability or operational revenue. Other examples are retrofitting of existing facilities with more efficient technologies or upgrade to newer materials that will reduce operational cost.

Major Funding Programs for Capital Projects

Miami Forever Bond

The Miami Forever Bond will build a stronger, more resilient future for Miami, alleviating existing and future flood risks to our residents, economy, and the City's legacy. The program's goal is to make an immediate impact while delivering long term solutions that result in a compelling safety, wellness, equity, economic, and modernization return on investment.

Background:

In the November 2017 election, Miami's citizens approved $400 million for the Miami Forever Bond.

- $192 million designated to prevent and mitigate the impacts of flooding and sea-level rise.
- $23 million designated to improve our roads and provide a save, convenient, effective and multimodal roadway system.
- $78 million designated to improve the quality of our parks and cultural facilities and create more open and green space for all.
- $7 million designated to public safety to enhance the City's ability to save lives and protect property.

- In December 2018, the City Commission approved (R-18-0546) the Miami Forever Bond's the first Declaration of Official Intent, totaling $58.653 million.
- Since December 2018, the City Commission has declared the City's Official Intent to reimburse eligible costs through the issuance of debt totaling over $250 million.
- On February 14th, 2019, the City Commission authorized the City Manager and the City Attorney to take all steps necessary to validate the approved and expected future expenditures of the Miami Forever Bond, including entering the State Court system in accordance with Chapter 75, Florida Statutes, and all other applicable State, Federal, and local laws.
- On May 9th, 2024, the City Commission further approved (R-24-0182), which supplemented R-19-0062 and authorized the issuance and execution of a Bond Purchase agreement in an aggregate principle of $179.520 million for infrastructure projects (2024A Tax-Exempt and 2024B Taxable Series).
- On June 12th, 2024, the City of Miami closed on the sale of the Limited Ad Valorem Series 2024A Tax-Exempt and Series 2024B Taxable for the Miami Forever Bond Program.
- On July 1st, 2024, the City Commission further approved (R-24-0275), which supplemented R-19-0062 and authorized the issuance and execution of a Bond Purchase agreement in an aggregate principle of $73.510 million for additional infrastructure projects (2024C Tax-Exempt Series).

Guiding Themes:

The City developed five themes to guide the project selection process. We use these themes, along with each bond category goals and objectives, to measure the impact projects will have on making Miami a stronger, more resilient city:

- Safety: Enhance public safety to lessen the frequency and severity of the impact from man-made events and natural hazards. Provide the City with enhanced resources to effectively respond to incidents to minimize the negative effects on our residents.

Major Funding Programs for Capital Projects

- Wellness and Quality of Life: Preserve and enhance Miami as a desirable place to live, work and play.
- Equity: Distribute benefits across all parts of community and socio-economic levels emphasizing those with the highest need while maintaining the cohesiveness of the city's social fabric, interaction and diversity.
- Economic Return: Consider a cost and benefit framework that evaluates different scenarios for risks mitigation and crisis prevention that could affect the economic vitality of the city and property value.
- Modernization: Invest in information and communication technology and infrastructure to enhance quality and performance of urban services.

Execution Strategy:

The Bond program is being executed in three phases; Immediate Impact, Gain Momentum, and Long-Term solutions.

- Immediate Impact: The bond kick-off had an immediate impact with the launch of over 100 projects that will be completed within three years. The projects were selected based on the five guiding themes, each bond category's goals and objectives, and coordination with our citizens and partners. The deliberate selection process resulted in the First Declaration of Official Intent of $58.653 million to be invested in critical projects spread across all bond categories and sections of the city. The first tranche is divided into two series of allocations, Series A Infrastructure and Series B Affordable Housing.
  - Series A – Infrastructure – to include:
    - Roadways
    - Parks and Cultural Facilities
    - Public Safety
    - Sea-Level Rise and Flood Prevention
  - Series B – Affordable Housing – to include
    - Develop and invest in Affordable Housing solutions
    - Initiate and continue Affordable Housing studies, plans and assessments

- Gain Momentum: This phase provides an opportunity to strategically program the first series of projects, strengthen partnerships and agreements, and set a strategic course for future investment. While programming over 100 projects already in the pipeline, a detailed organizational capacity assessment will be performed to ensure projects are successful. These requirements include a three-year time completion, creating new and employing alternative methods of procurement, developing a rigorous risk management plan, and establishing compliance and stewardship guidelines.

- Long Term Solutions: This phase will deliver design and construction of the first series of projects, capture lessons learned, begin future bond tranche investments, and address resiliency through non-infrastructure measures.

Major Funding Programs for Capital Projects

- Establish strict project and financial monitoring and reporting processes while working with the City Commission appointed bond civilian oversight board.

- Refine the project selection model for subsequent tranches using lessons learned, study results, professional staff analysis, partner participation, and community engagement.

- Assess and update the City's zoning, planning and building policies and standards to institute rules that will maximize the resiliency benefits from new development.

Status:

1st Declaration of Official Intent Set of Projects (December 2018)

Of the 36 active projects, there is 1 project in Planning, 1 project in A/E selection, 4 projects in design, 5 in procurement, 9 in construction and 16 are completed/closed. 3 original projects under this declaration were cancelled/withdrawn.

2nd through 8th Declaration of Intent – Set of Projects (January 2021 – May 2023)

Of the 30 active projects, there are 12 projects in planning/pre-development, 3 projects in design, 2 in procurement, 1 is an active homeownership loan program, 7 are in construction, 1 in the process of closing on an acquisition, and 3 are completed/closed. 1 original project under this declaration was withdrawn.

9th through 13th Declaration of Intent – Set of Projects (June 2023 – March 2024)

Of the 29 active projects, there are 8 projects in planning/pre-development, 15 projects in A/E selection or design, 2 in permitting, 3 are in construction, and 1 is completed/closed.

Issuance and Final Set of Projects (April 2024 – Future)

Currently, post issuance, the bond is anticipated to provide additional funding to 30 to 40 active MFB Bond projects

Subsequent to the Bond sale, the City will initiate the projects and the use funding for:

- Roadways - $15 million for Very Poor Condition Roads
- Parks and Cultural Facilities - $33 million for New or Existing Critical Need Projects
- Public Safety - $6.5 million for Design/Development of Fire Station # 10
- Sea-Level Rise and Flood Prevention - $55 million for New or Existing Critical Need Projects
- Affordable Housing - $35 million to further develop and invest in Affordable Housing solutions throughout the City.

Key Highlights:

- City has issued $135.45 million (Tax-exempt Series 2024A) and $44.06 million (Taxable Series 2024B) bonds that reimburse expenses incurred for MFB eligible infrastructure projects. This issuance will provide $191.76 million of project funding.
- Antonio Maceo Boat Ramp is in construction with anticipated completion in December 2024.

Major Funding Programs for Capital Projects

- Jose Marti Park - Shoreline/Seawall, Kayak launch, and Riverwalk– Project is anticipated to start construction bidding process in July 2024.
- Morazan Quesada Park Renovations and Enhancements project is pending dry-run FDOT permit approval to complete the bidding process. Construction is anticipated to start in September 2024.
- West End Park Pool and Enhancements project is in Construction at 30% complete. The project is expected to be completed by Mid 2025.
- Coral Way Park project in construction 20% complete. The project is expected to be completed by December 2024.
- A Design Criteria Package (DCP) has been completed and plans were updated for the Brickell Bay Drive project. The Design/Build contract has been advertised and is expected to be awarded by December 2024.
- The Design of the South Bayshore Lane/Fairview Phase II Pump Station project has been completed. This project is now in the bidding phase expected to be awarded in July 2024.
- Very Poor Roads Projects: completed 2 road segments, 4 are at 100% design. Package 1 Design/Build project, which includes five locations, has been awarded and is currently under Construction at 60% complete.
- Legion Park Building Renovations currently under Construction at 90%, forecasted to be completed by September 2024.
- Shenandoah Park – Phase I and II have been completed. Phase II is under Construction 95% complete, expected to be completed by September 2024.

Upcoming Actions:

- Overall status of project list and prioritization:
  - Roadways – Assessing road's Pavement Condition Index (PCI) using Cartograph. Further, all Roadway projects have been fully Identified and prioritized.
  - Parks – A comprehensive list for prioritized Parks projects has been identified, pending Commission approval for appropriation.
  - Sea-Level Rise and Flood Prevention – A comprehensive list for prioritized SLRFP projects has been identified, pending Commission approval for appropriation.
  - Public Safety – Fund Fire Station 10 for design is underway.

American Rescue Plan Act (ARPA)/State and Local Fiscal Recovery Funds (SLFRF)

The Coronavirus State and Local Fiscal Recovery Funds (SLFRF), a part of the American Rescue Plan, delivers $350 billion to state, local, and Tribal governments across the country to support their response to and recovery from the COVID-19 public health emergency. The program ensures that governments have the resources needed to:

- Fight the pandemic and support families and businesses struggling with its public health and economic impacts;
- Maintain vital public services, even amid declines in revenue;
- Build a strong, resilient, and equitable recovery by making investments that support long-term growth and opportunity;

Major Funding Programs for Capital Projects

- Support the COVID-19 public health and economic response by addressing COVID-19 and its impact on public health as well as addressing economic harms to households, small businesses, nonprofits, impacted industries, and the public sector.

Background:

The City of Miami was awarded $137,639,417 to respond to the economic and public health impacts of COVID-19. The City will use these funds to assist its communities, residents, and businesses rebound from the public health emergency.

ARPA program established several eligible expenditure categories:

Public Health (EC 1): The Fiscal Recovery Funds provide resources to meet and address public health needs, including through measures to counter the spread of COVID–19, through the provision of care for those impacted by the virus, and through programs or services that address disparities in public health that have been exacerbated by the pandemic.

Negative Economic Impact (EC 2): The Fiscal Recovery Funds to respond to the negative economic impacts of the COVID–19 public health emergency, are to address economic harm resulting from or exacerbated by the public health emergency and include Assistance to Unemployed Workers, Assistance to Households, Expenses to Improve Efficacy of Economic Relief Programs, Small Businesses and Nonprofits, Rehiring Staff, Aid to Impacted Industries, Building Stronger Communities through Investments in Housing and Neighborhoods, Addressing Educational Disparities, and Promoting Healthy Childhood Environments.

Public Health-Negative Economic Impact: Public Sector Capacity (EC 3):

Fiscal Recovery Funds under this category help rebuild the public sector workforce by funding incentives such as Payroll and Benefits for Public Health, Public Safety, or Human Services Workers, and Rehiring Public Sector Staff. The Funds in this category also support the build of the public sector capacity, by providing funds for Effective Service Delivery and Administrative Needs.

Premium Pay (EC 4):

Since the start of the COVID–19 public health emergency in January 2020, essential workers have put their physical wellbeing at risk to meet the daily needs of their communities and to provide care for others. Premium Pay is for eligible workers performing essential work during the COVID–19 public health emergency or to provide grants to third-party employers with eligible workers performing essential work.

Infrastructure – Water, Sewer, and Broadband (EC 5):

Fiscal Recovery Funds provide funds to assist in meeting the critical need for investments and improvements to existing infrastructure in water, sewer, and broadband. The eligible use of funding under this category allows a broad range of necessary investments in projects that improve access to clean drinking water, improve wastewater and stormwater infrastructure systems, and provide access to high-quality broadband service.

Revenue Replacement (EC 6):

Major Funding Programs for Capital Projects

Fiscal Recovery Funds may be used for the provision of government services to the extent of the reduction in revenue experienced due to the COVID–19 public health emergency. Reduction in revenue is measured relative to the revenue collected in the most recent full fiscal year prior to the emergency. Under the Interim Final Rule, recipients calculate revenue loss using data as of four discrete points during the program: December 31, 2020, December 31, 2021, December 31, 2022, and December 31, 2023.

Eligible Administrative Expense (EC7):

The City procured the administrative services of a program consultant, which are subject matter experts in ARPA and Grant Management to help with the eligibility, management, weekly meetings, monitoring, site visits, community engagement, and reporting for the funds.

Emergency Relief from Natural Disasters (EC8):

Fiscal Recovery Funds under this category would provide emergency relief from natural disasters or the negative effects of natural disasters.

Surface Transportation Projects (EC9):

Fiscal Recovery Funds may be used for Surface Transportation projects where the recipient would supplement current surface transportation projects receiving Department of Transportation (DOT) funding, or fund surface transportation projects not currently receiving DOT funding, or to satisfy the non-federal share requirements for certain surface transportation projects or repaying a loan provided under the Transportation Infrastructure Finance and Innovation Act (TIFIA) program.

Title I Projects (EC10):

Fiscal Recovery Funds may be used to fund Title I projects. Title I of the Housing and Community Development Act of 1974 authorized the Secretary of Housing and Urban Development to make grants to States and Units of general local government to help finance Community Development Programs, this includes eligible activities under the Community Development Block Grant (CDBG) Program or Indian Community Development Block Grant Program (ICDBG).

The Department of Treasury issued the Final Rule on January 6, 2022. The Department of Treasury will continue updating the SLFRF Compliance and Reporting Guidance as the program evolves.

Guiding Objectives and the use of Fiscal Recovery Funds:

The City had initially proposed to distribute a majority of the funding ($113.7M) to revenue replacement for general services, with the remaining $23.9M earmarked for social services programming, community development, and infrastructure projects. In 2022, the City proposed to allocate funding across five (5) City Districts, the Mayor's Office, IT Department, Department of Housing and Community Development, Department of Human Services, Department of Parks and Recreation, which included site infrastructure improvements, social programs, and other eligible activities broken down by functional areas of critical need as listed below. Please note that these initial fund assignments have changed as the program progressed.

- $89,025,000 for Community Projects (5 Districts)
- $23,214,417 for Revenue loss

Major Funding Programs for Capital Projects

- $14,500,000 for Housing
- $5,650,000 for Human Services
- $3,250,000 for Innovation and Technology and
- $2,000,000 for City Wide Parks Equipment and Site Improvements

Status:

In Fiscal Year 2023, the City recommended a revised Recovery Plan, modifying the District distribution proposed in 2022, reallocating funding to address the most immediate expenditure activities, with primary focus on public safety and other general services.

Per Sections 602(c)(1)(C) and 603(c)(1)(C) of the Social Security Act, SLFRF funds may be used "for the provision of government services to the extent of the reduction in revenue of such government due to the COVID–19 public health emergency relative to revenues collected in the most recent full fiscal year of the government prior to the emergency."

Key Highlights:

- All SLFRF Funds have been obligated.
- Out of a total of 75 eligible projects: 22 have been completed, 7 are approaching completion, 30 are in progress, 11 remain in review
- 15 Capital Projects have been determined eligible for ARPA funding under Negative Economic Impact and Infrastructure Category.
- All proposed Capital Projects have been reviewed for eligibility.
- All proposed Housing & Community Development Projects having been reviewed for eligibility.
- Several initial projects have been withdrawn and funding reprioritized.
- Further, $72,740,732.84 has been allocated as Revenue Loss, covering general services expenditures for Fiscal Year 2020-21, Fiscal Year 2021-22, and Fiscal Year 2022-23. Of this amount, $3,164,000 was allocated for public safety equipment and solid waste service vehicles.

In summary, as of September 2024, the City's usage of SLFRF funding is (by EC Category):

- Public Health (EC1): $1,350,000.00
- Negative Economic Impacts (EC2-EC3): $54,528,500.00
- Premium Pay (EC4): $920,174.16
- Infrastructure (EC5): $5,500,000.00
- Revenue Replacement (EC6): $72,740,742.84
- Administrative (EC7): $2,600,000.00

Per US Treasury Guidelines: All funds remain subject to statutory and regulatory requirements that they must be used for costs incurred by the City of Miami during the period that began on March 3, 2021, and ends on December 31, 2024, and that award funds for the financial obligations incurred by December 31, 2024 must be expended by December 31, 2026. Any funds not used must be returned to Treasury as part of the award closeout process pursuant to 2 C.F.R. 200.344(d).

FUNDING OVERVIEW SECTION

- Overview by Program Fund
- Overview by Department
- Overview by Funding Source
- Overview by Funding Status

Page Intentionally Left Blank

Funding Overview

The six-year CIP from FY 2024-25 to FY 2029-30 includes funding of $1.686 billion for 810 capital projects. During FY 2024-25 new capital budget appropriations totaling $61.827 million will be used to fund 44 projects as detailed in the Plan.

Overview of Program Fund

The specific attributes of planned projects determine the program fund that will be assigned to the project.

The adjacent chart shows that the Public Facilities program fund accounts for the largest portion of the total Capital Plan funding at $439.658 million, or 26.1 percent of the overall Capital Plan value. The Parks and Recreation program fund is the second largest and accounts for $342.460 million, or 20.3 percent. The Storm Sewers program fund, the third largest, accounts for $319.528 million, or 19 percent of the overall Capital Plan value.

Detailed information for Program Funds can be found in *Detailed Report by Capital Project Number* located in the Appendix section.

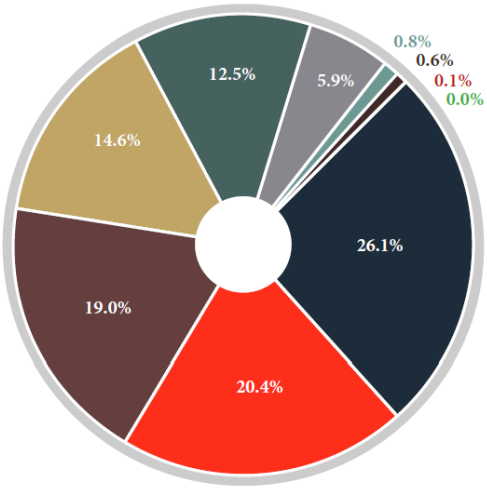

- Public Facilities $439,658,000
- Parks and Recreation $342,460,000
- Storm Sewers $319,528,000
- Streets and Sidewalks $244,945,000
- General Government $210,880,000
- Public Safety $98,881,000
- Mass Transit $14,244,000
- Solid Waste $9,628,000
- Sanitary Sewers $5,436,000
- Disaster Recovery $338,000

TOTAL: $1,685,998,000

Overview by Department

Projects can also be presented by the specific department to which the project is assigned to during the development, design, or construction phase.

Name	Total Cost Six Year Plan	Total Funding Six Year Plan	Priors Years	Current	Unfunded
Building	$87,203,000	$87,203,000	$74,903,000	$12,300,000	
Commissioner's Office, Police	$152,000	$152,000	$152,000		
Communications	$664,000	$572,000	$572,000		$92,000
Community Redevelopment Agency	$202,750,000				$202,750,000
Downtown Development Authority	$27,489,000	$1,355,000	$1,355,000		$26,134,000
Finance	$33,142,000	$33,142,000	$33,142,000		
Fire-Rescue	$264,069,000	$62,274,000	$59,028,000	$3,246,000	$201,795,000
General Service Administration	$53,322,000	$43,402,000	$41,088,000	$2,314,000	$9,920,000
Housing and Community Development	$5,488,000	$5,448,000	$5,448,000		$40,000
Human Services	$91,000	$91,000	$91,000		
Innovation and Technology	$8,357,000	$6,357,000	$6,207,000	$150,000	$2,000,000
Office of Capital Improvements	$58,983,000	$9,927,000	$9,927,000		$49,056,000
Parks and Recreation	$532,969,000	$368,765,000	$342,527,000	$26,238,000	$164,204,000
Planning	$3,441,000	$596,000	$596,000		$2,845,000
Police	$301,223,000	$59,011,000	$57,177,000	$1,834,000	$242,212,000
Real Estate and Asset Management	$466,377,000	$410,079,000	$408,076,000	$2,003,000	$56,298,000
Resilience and Public Works	$2,405,268,000	$594,467,000	$580,725,000	$13,742,000	$1,810,801,000
Risk Management	$16,520,000	$1,520,000	$1,520,000		$15,000,000
Solid Waste	$1,449,000	$1,472,000	$1,472,000		$(23,000)
Zoning	$165,000	$165,000 0	$165,000		
	$4,469,122,000	$1,685,998,000	$1,624,171,000	$61,827,000	$2,783,124,000

The adjacent chart shows that the Parks and Recreation Department accounts for the largest portion of the FY 2024-25 Capital Plan new funding at $26.238 million; followed by the Department of Resilience and Public Works and Building Department at $13.742 million and $12.3 million; respectively.

Additional detail of the projects by department can be found in the *Sources and Estimated Costs by Department* Capital Plan Reports Section.

Funding Overview

Overview by Funding Source

The *Funding Source by Project Number* in the Capital Plan Reports Section provides a listing of projects associated with the various funding sources.

The overall funding types included in the FY 2024-25 Capital Plan are summarized in the adjacent chart. City Funds make up the largest share of funding at 49.5 percent, followed by City Debt Proceeds and Federal Funding that Pass-Through State at 32.2 percent and 7.8 percent, respectively. The remaining 10.5 percent is made up of funding from State Sources, County Sources, Federal Sources, Private sources, Other Local Units, and lastly Donations.

Each of those funding sources for projects in the Capital Plan can be categorized into the specific types as detailed below:

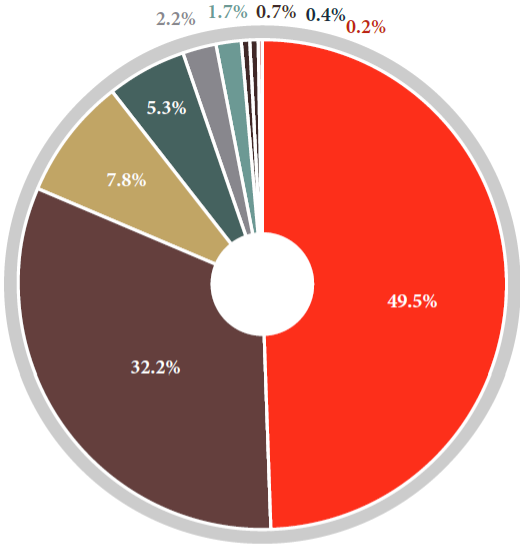

City Funds	$834,432,000	Federal	$27,900,000
City Debt Proceeds	$543,374,000	Private	$11,706,000
Federal Pass Through State	$131,266,000	Other Local Units	$6,744,000
State	$89,149,000	Donation	$3,513,000
Miami-Dade County	$37,914,000		

TOTAL: $1,685,998,000

- **City Funds** - These funds are collected from current revenues produced by miscellaneous county or city taxes and or fees. Notable funding sources included in this category are the annual General Fund contribution to capital projects, storm water utility funds, Local Option Gas Tax (LOGT), the transit half-cent surtax, the parking surcharge, and impact fees.

- **City Debt Proceeds** - Two types of debt proceeds can be issued by the City for capital improvements:
    - **General Obligation Bonds** are backed by the full faith and credit of the City of Miami. They are secured and repaid by a stand-alone property tax rate, after a vote by the citizens of the City. These bonds typically finance specific capital improvement programs such as public safety, roadway, or storm sewers, according to the referenda language.

    - **Special Obligation Bonds** are secured by limited, specified revenue sources. In order to accelerate the construction of much needed road and drainage infrastructure projects, the City leverages recurring revenue streams from the LOGT, the Transit Half-Cent Surtax, and the Parking Surcharge into a special obligation bond program.

- **State Grants** - State grants are awarded by State of Florida agencies such as the Florida Department of Transportation (FDOT) and the Florida Inland Navigation District (FIND). These grants may be used only for the purposes specified in State laws.

Funding Overview

- **Federal Grants -** Federal grants, such as Community Development Block Grants (CDBG), may be used only for the purposes specified by Federal laws. The amount of funding available from Federal sources is outside the City's control. These grants derive from agencies at the federal level such as the Federal Emergency Management Agency (FEMA) and Housing and Urban Development (HUD).

- **Miami-Dade County Grants -** Miami-Dade County may contribute funding in the form of a grant for specific projects to be undertaken by the City.

- **Other Grants -** These are grants which do not derive from Federal, State or Miami-Dade County resources. An example of this funding type is a grant or contribution from another municipality.

- **Private Sources and Donation-** This funding source includes any private funds contributed to the City as well as the dedication or sale of land for capital facilities.

Overview by Funding Status

The projects in the Capital Budget can be placed in one of three self-explanatory funding proportion categories: funded, partially funded, or unfunded.

The *Sources and Estimated Costs by Department* report in the Capital Plan Reports Section provides the funded proportion for each active and future project detailed in the Capital Plan by City department. It is important to note that the total funded amounts in the CIP do not account for unfunded project estimates. The funding proportion is determined by comparing a project's estimated costs against anticipated revenues and budgeted available funds. It is anticipated that revenues to address the unfunded gap will be filled by future year allocations of general fund revenues or other revenues sources, successful pursuit of grants, or the identification of new revenue sources, or new financing options.

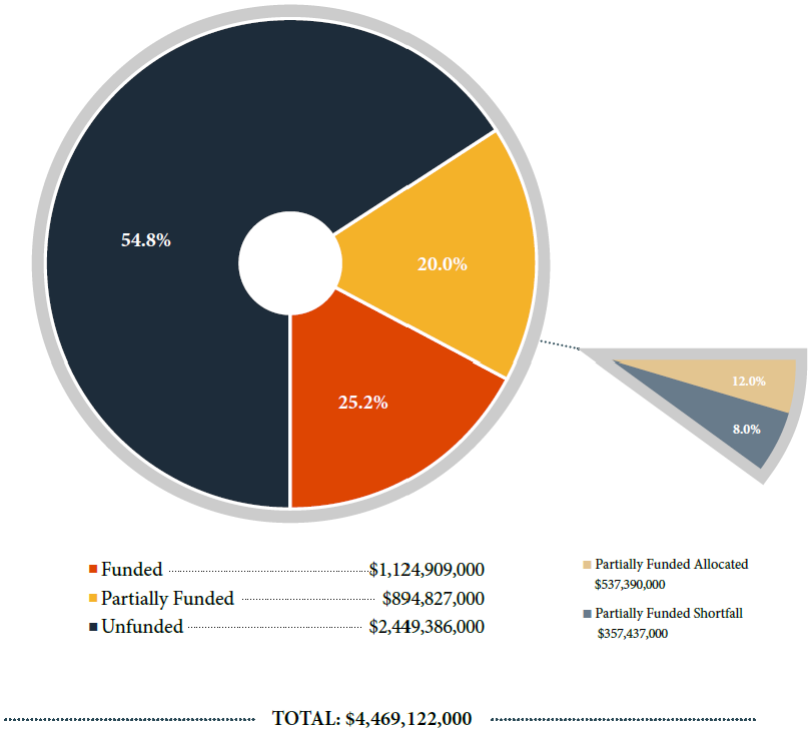

The proportion of active project estimates that is currently partially funded accounts for 20 percent of total estimated costs for the projects as shown in the adjacent chart. This percentage is derived from the 8 percent of the projects that are in shortfall as well as the partially funded portion of 12 percent. The total estimated costs for future unfunded projects account for 54.8 percent as shown in the adjacent chart. The needs are evaluated annually based on priorities and availability of funding.

Page Intentionally Left Blank

HIGHLIGHTS SECTION

- Fiscal Year Fiscal Year 2023-24
- Fiscal Year 2024-25 and Beyond

Page Intentionally Left Blank

Highlights

Capital projects benefit the City of Miami, its residents and visitors by maintaining key infrastructure and functionality, maximizing the use of technology for greater efficiency and service delivery. Capital projects maintain and improve mobilization, physical infrastructure and recreational facilities, while providing greater safety. Noteworthy accomplishments during FY 2023-24 are listed below.

OCI Fiscal Year 2023-24 - General Accomplishments

The Office of Capital Improvements (OCI) started construction ***of six new projects worth over $45M****, and it completed construction of* ***six projects worth $25M*** *that are now enjoyed by the residents in the City of Miami, improving the quality of life in the community! OCI continues to work on the planning, design, permitting and construction of several vertical infrastructure projects, among them:*

- Dog Run Park, continued design of an 8,000 square foot park that will include enclosure, seating areas, water fountain, walkway and site furnishing.
- Fairlawn Community Park Phase I, celebrated together with the community in July 2024 the completion and grand opening of Phase I of the park, to include a new playground area and a new dog park!
- Fairlawn Community Park Phase II, soon to start construction of phase II, to include outdoor fitness equipment and a multiuse field.
- Hadley Park Resiliency Hub, continued design of the building's exterior and key access areas, including a new emergency generator and electrical upgrades for charging stations and WIFI.
- Jose Marti Park, design plans include 1,150 linear feet of riverwalk improvements to include a new seawall, retaining wall, living shoreline with rip rap revetments, water taxi landing with loading dock, kayak launch and a floating boardwalk with two gangways.
- Barnyard at Coconut Grove, working in the design of roof waterproofing of this iconic building.
- Alice Wainwright Park Enhancements to include new restrooms and park office remodeling.
- Virginia Key Northpoint Park Improvements, to include the demolition and construction of new ADA accessible restrooms, a new septic tank and handicap parking spaces.
- Grapeland Heights Park and Baseball Park to include upgrade of two baseball fields to artificial turf and restoration of two fields with natural grass.
- Spoil Island E (across from Dinner Key Marina), working on the design of the dock reconstruction.
- Police HQ Garage - Demolition and Site Improvements.
- Peacock Park, working on the design and permitting of the shoreline stabilization and kayak launch.
- Belafonte Tacolcy Park improvements, to include replacement of all exterior doors and windows that need replacement.
- Athalie Range Park, design and permitting of a new recreation building and completion of a general park plan.
- Roberto Clemente Park, irrigation, drainage and baseball field improvements.
- Commodore Trail, initial planning of the trail master plan and improvements.

Highlights

- Morningside Park improvements to include a new baywalk, kayak launch and boat ramp (phase I).
- 40 Year Building Recertification – Citywide on-going recertification of public facilities.
- Environmental Monitoring and Remediation – Citywide project.
- Re-roofing Building B-3 – Communications/GSA.
- General Morazan Quesada Park, design plans include renovations of playground equipment and a synthetic turf field.
- West End Park – Pool and Enhancements, to include a new aquatics area with a new swimming pool, building and overall park enhancements.
- Fire Station No. 8, floor and structural repairs.
- Antion Maceo Park Boatramp Renovation, including a concrete boat ramp, sidewalks, stationary dock and a floating dock.
- New Woodside Mini-Park, working in environmental issues to start construction of a new park in the neighborhood that will include walkways, green spaces, perimeter fencing and exercise equipment in Phase I of the project.

OCI Community Outreach and Engagement: *OCI coordinated over* ***31 citywide events*** *to celebrate the start/completion of projects and advance the design of capital projects through community feedback received at various community meetings (for horizontal and vertical capital projects).*

OCI Celebrated with the Community the Completion/Start of Construction Projects:

- Completion of Kenneth Myers Park (Seminole Boat Ramp), including 110 linear feet seawall, upgraded sidewalk, a boat ramp with three docking platforms, a floating dock and parking lot resurfacing.
- Completion of Shenandoah Park Playground and a Multipurpose Field project, to complete the surrounding area of last year's newly completed aquatics center!
- Completion of a new park, the Fairlawn Park Phase I, including a great playground area and a fun dog park area!
- Completion of Antonio Maceo Sewer Line Replacement to prevent clogging and flooding.
- Completion of MRC Parking Garage, including structural assessment and repairs of the parking garage.
- Completion of a new Legion Park Community Building, to include a two-story new building with new roof, air conditioning, acoustical ceiling in the theater area, a warming kitchen and an outdoor seating area.
- Initiated construction of Coral Way Park Expansion to add a larger playground area for the community in the neighborhood!
- Initiated construction of Virginia Key Basin Trail to provide a pleasant granite walking trail around the water.
- Initiated construction of Virginia Key Boat Ramp and Trailer. This project will add one more boat ramp to the City of Miami and Miami Dade County.
- Initiated construction of Antonio Maceo Park New Restrooms. Project to be completed soon!

Highlights

- Initiated construction of the renovation and new building additions of the Badia Senior Center at Flagami Park!
- Initiated construction of West End Park Pool and Enhancements, to include in the neighborhood a new swimming pool, a new pool building and great enhancements to the park!

Capital Planning and Management:

- The Office of Capital Improvements continues to provide virtual and in-person e-Builder Training to external and internal stakeholders. Since the implementation of the new invoice and purchase order processes, the City has processed over 569 invoices with a value of approximately $33.2M and processed 183 purchase order requests with a value of $18.8M since April 2023. OCI continues working on increasing e-Builder user adoption and will be finalizing the new Contract Compliance processes by the end of FY 2024.

RPW Fiscal Year 2023-24 - General Accomplishments

RPW completed 39 roadway & drainage improvements projects along with an additional 13 traffic calming devices to improve life-safety. RPW is also extremely excited to have commenced over 20 Sea-Level Rise and Flood prevention projects funded by the Miami Forever Bond (MFB)matched with grant funding from the State and Federal government. These projects will help protect the City of Miami deal with storm surge, sunny day flooding and significant rain events.

- Advertised the Sea-Level Rise and Resilience Brickell Bay Drive Project funded by MFB.
- Initiated Citywide Seawall replacement for street ends along that include the Baywalk where required. MFB and Grant funded. Estimated Project costs $8,000,000.
- Initiated 12 Neighborhood Stormwater Improvement Projects including six new stormwater pump stations, outfalls and deep injection wells for improved water quality. Estimated Project costs $224M.
- RPW successfully leveraged MFB to complete funding gaps projects that were advanced in design for roadway reconstruction, sidewalk, ADA improvements along with stormwater drainage and pump station projects such as NW 7 Street Road, NW 17 St from NW 17 Av to NW 37 Ave South Bayshore Lane/Fairview Pump station. Projects cost $26M.
- Very Poor Roads MFB funding for projects focusing on roadway reconstruction, sidewalk, ADA improvements along with stormwater drainage totaling $8,068,000
- Completed 354,484 sq ft of sidewalk projects citywide.
- Completed 460,854 sq ft of milling and resurfacing projects citywide.
- Completed construction of an improved 250 linear feet of seawall and a new baywalk behind the First Miami Presbyterian Church in Brickell, adding mobility, connectivity and recreation to our residents by our beautiful Biscayne Bay.
- Completed Phase II of the 25 MPH Speed Limit program, installing over 2,291 citywide signs to reduce the speed limit from 30 MPH to 25 MPH on residential streets.
- Completed multiple traffic calming projects including, construction of three (3) speed tables on Poinciana Avenue in South Coconut Grove.
- Completed construction of Coral Nook traffic circle and open green space with sitting areas

Highlights

- Finalized construction of roadway/drainage improvements at SW 24th St. and SW 22nd Terrace (under poor roads category of Miami Forever Bond (MFB).

RPW Community Outreach and Engagement: *RPW coordinated events to celebrate the start/completion of projects and advanced the design of capital projects through community feedback received at various community meetings, to include:*

- Held public information meeting for the upcoming South Bayshore Drive pump station project.
- Held Ribbon cutting meeting for the Overtown Greenway at NW 11 Terr. This project is of significant importance since it provides a safe route to school for children accessing Frederick Douglass Elementary school as well as Booker T. Washington Senior High School.
- Intersection improvements Groundbreaking event for intersection in front of Gold Star park.
- Held public information meeting with the Spring Garden Civic Association for the following two projects:
- Spring Garden Traffic Calming Devices including 2 raised intersections and one speed hump.
- NW 7 Street Road from NW North River Dr. to South of NW 9 Avenue, which includes roadway reconstruction, drainage improvements and one speed hump.

- Marine Stadium Boat Launch and Trailer Parking
- D3 Pedestrian Priority Zones Project (PPZ)
- La Pastorita Neighborhood Roadway Improvements Project
- SW 24th Street and SW 22nd Terrace Roadway Improvements (MFB) Groundbreaking in Nov 2022
- S. Shenandoah Mini Park Roadway Improvements in Summer 2023

Fiscal Year 2024-25 and Beyond

New Appropriations to capital projects in FY 2023-24 total $39.463 million as follows:

- Enhancements at Fire Rescue Facility
- Upgrades and Enhancements of Fire Rescue Apparatus
- Purchasing General Fire Fighting and EMS Equipment
- Purchase of Two New Boat Engines for Police Boats
- Purchase of a Major Crime Scene Truck
- Purchase of Toughbook Laptops for Police Department
- Expansion of Real Time Crime Center in Allapattah
- Modernization of Police Interview Rooms
- Upgrades of Legacy CCTV Camera System
- Purchase of LPR Equipment for Police Department
- Purchase of Volcanic Bicycles for Police Department

Highlights

- Purchase of Hyundai EDR DLC Kit for Police Department
- Purchase of Portable Emergency Lights and Sirens for Police Department
- Purchase of Motorcycle Equipment for Police Department
- Purchase of Leica Laser Scanner and Accessories for Police Department
- General Government Capital Projects
- Expansion of General Services Administration Building
- Construction at Reverend Edward T. Graham Greenway
- Upgrades of Computers for Building Department
- Enterprise Permitting Solutions
- Replacement of Citywide Fleet Vehicles for Building Department
- Planting of Trees Citywide
- Review of Building Departments Electronic Plans
- Improvements of Urban Core Roadways
- Flagler Street Beautification
- Repairs of Citywide Storm Sewers
- Pavement Resurfacing Citywide
- Upgrades at Miami Marine Stadium Marina
- Improvements and Capital Operations at the MiaMarina
- Emergency Repairs and Replacements at Dinner Key Marina
- Improvements at Museum Park
- Enhancements and Expansions of District 1 Parks
- Enhancements and Expansions of District 2 Parks
- Enhancements and Expansions of District 3 Parks
- Enhancements and Expansions of District 4 Parks
- Enhancements and Expansions of District5 Parks
- Upgrades at Morningside Shoreline and Kayak Launch
- Enhancements at West End Park Pool
- Phase I and II of Fairlawn Community Park
- Citywide 40/50 Year Recertifications of Parks
- Replacement of A/C Equipment at Citywide Parks
- Replacement of Parks Vehicles and Equipment
- Site and Equipment Improvements at Citywide Parks

Page Intentionally Left Blank

NEW CAPITAL APPROPRIATIONS SECTION

Page Intentionally Left Blank

Fiscal Year 2024-25 New Capital Appropriations

Table of Contents

No.	Project	Name	District	Amount	Capital	Fund	Fund	Award Name
1	40-B253500	District 1 Park Enhancements and Expansion	1	$4,647,600	35000	Parks and Recreation	2253	Impact Fees- Parks
2	40-B40532	Morningside Shoreline and Kayak Launch (Phase 2 Part 2)	2	$1,891,980	35000	Parks and Recreation	2253	Impact Fees- Parks - FIND Grant Match
3	40-B253501	District 2 Park Enhancements and Expansion	2	$2,755,620	35000	Parks and Recreation	2253	Impact Fees- Parks
4	40-B253502	District 3 Park Enhancements and Expansion	3	$4,647,600	35000	Parks and Recreation	2253	Impact Fees- Parks
5	40-B183505	West End Park Pool and Enhancements	4	$2,800,000	35000	Parks and Recreation	2253	Impact Fees- Parks
6	40-B193521	Fairlawn Community Park	4	$401,000	35000	Parks and Recreation	2253	Impact Fees- Parks
7	40-B233506	Fairlawn Community Park Phase 2	4	$106,000	35000	Parks and Recreation	2253	Impact Fees- Parks
8	40-B243516	District 4 Park Enhancements and Expansion	4	$1,340,600	35000	Parks and Recreation	2253	Impact Fees- Parks
9	40-B253504	District 5 Park Enhancements and Expansion	5	$4,647,600	35000	Parks and Recreation	2253	Impact Fees- Parks
10	40-B203530	40/50 Year Recertification-Parks-CW	CW	$500,000	35000	Parks and Recreation	2253	Impact Fees- Parks
11	40-B17354	Citywide Park Facility A/C Replacement	CW	$200,000	35000	Parks and Recreation	2253	Impact Fees- Parks
12	40-B233512	Parks Vehicle and Equipment Replacements	CW	$150,000	35000	Parks and Recreation	2253	Impact Fees- Parks
13	40-B253505	Citywide Park Equipment & Site Impr.	CW	$150,000	35000	Parks and Recreation	2253	Impact Fees- Parks
14	40-B173214	Fire Rescue Facility Enhancements	CW	$1,746,000	32000	Public Safety	2255	Impact Fees - Fire
15	40-B213200	Fire Rescue Apparatus Upgrades and Enhancements	CW	$1,000,000	32000	Public Safety	2255	Impact Fees - Fire
16	40-B70106A	General Firefighting and EMS Equipment	CW	$500,000	32000	Public Safety	2255	Impact Fees - Fire
17	40-B253200	Purchase of two new boat engines - FIND grant match	CW	$20,500	32000	Public Safety	2252	Impact Fees - Police
18	40-B253201	Major Crime Scene Truck	CW	$440,000	32000	Public Safety	2252	Impact Fees - Police
19	40-B203219	Panasonic Toughbook	CW	$190,500	32000	Public Safety	2252	Impact Fees - Police
20	40-B253202	Real Time Crime Center Expansion within Allapattah	1	$121,000	32000	Public Safety	2252	Impact Fees - Police
21	40-B253203	Interview Rooms modernization	CW	$454,000	32000	Public Safety	2252	Impact Fees - Police
22	40-B243203	Legacy CCTV Camera upgrades	CW	$290,000	32000	Public Safety	2252	Impact Fees - Police
23	40-B233208	LPR Equipment (Fixed Site/Mobile/Solar)	CW	$150,000	32000	Public Safety	2252	Impact Fees - Police
24	40-B253204	Volcanic Bicycles	CW	$22,000	32000	Public Safety	2252	Impact Fees - Police
25	40-B253205	Hyundai EDR DLC Kit	CW	$12,000	32000	Public Safety	2252	Impact Fees - Police
26	40-B253206	Portable Emergency lights and siren	CW	$21,000	32000	Public Safety	2252	Impact Fees - Police
27	40-B253207	Motorcycle Equipment	CW	$35,000	32000	Public Safety	2252	Impact Fees - Police
28	40-B253208	Leica BLK360 G2 Laser Scanner & Accessories	CW	$78,000	32000	Public Safety	2252	Impact Fees - Police
29	40-B253100	General Government Capital Projects	CW	$950,000	31000	General Government	2254	Impact Fees - General Government
30	40-B203101	General Services Administration Expansion	CW	$824,000	31000	General Government	2254	Impact Fees - General Government
31	40-B193621	Reverend Edward T. Graham Greenway/Underdeck	CW	$1,984,000	36000	Streets and Sidewalks	1426	Contribution from General Fund
32	40-B193621	Reverend Edward T. Graham Greenway/Underdeck	CW	$235,000	36000	Streets and Sidewalks	1350	Special Revenue Contribution to Capital - SEOPW DRI Air Quality
33	40-B193621	Reverend Edward T. Graham Greenway/Underdeck	CW	$1,581,000	36000	Streets and Sidewalks	1350	Special Revenue Contribution to Capital - SEOPW DRI Transportation
34	40-B223115	Building - Computer Upgrades	CW	$300,000	31000	General Government	1426	Contribution from General Fund - Building

Fiscal Year 2024-25 New Capital Appropriations

Table of Contents

No.	Project	Name	District	Amount	Capital	Fund	Fund	Award Name
35	40-B183118	Citywide Fleet Replacement - Building Vehicles	CW	$540,000	31000	General Government	1350	Special Revenue Contribution to Capital
36	40-B183600	Citywide Tree Planting	CW	$2,306,000	36000	Streets and Sidewalks	1350	Special Revenue Contribution to Capital - Tree Trust Fund
37	40-B74614B	Building Department Electronic Plans Review (E-Plan) Phase II	CW	$2,000,000	31000	General Government	1426	Contribution from General Fund - Building
38	40-B223120	Enterprise Permitting Solutions	CW	$9,000,000	31000	General Government	1426	Contribution from General Fund - Building
39	40-B223120	Enterprise Permitting Solutions	CW	$1,000,000	31000	General Government	1350	Special Revenue Contribution to Capital
40	40-B73102B	Urban Core Roadway Improvements	CW	$4,820,000	36000	Streets and Sidewalks	1419	Parking Surcharge
41	40-B30262	Citywide Storm Sewer Repair Project	CW	$1,822,000	38000	Storm Sewers	1431	Stormwater Utility Trust Fund - Contribution from General Fund
42	40-B73102E	Citywide Pavement Resurfacing	CW	$994,000	36000	Streets and Sidewalks	1552	Local Option Gas Tax - Contribution from General Fund
43	40-B70042	Miami Marine Stadium Marina	CW	$1,140,000	34000	Public Facilities	1437	10% Marinas Revenue
44	40-B183406	MiaMarina Ticket Surcharge - Capital Operations and Improvements	CW	$819,000	34000	Public Facilities	2150	Miamarina Ticket Surcharge Revenue
45	40-B183410	Dinner Key Marina Emergency Repairs and Replacements	CW	$44,000	34000	Public Facilities	2974	Dinner Key Marina Ticket Surcharge Revenue
46	40-B223109	Computer Replacement - IT	CW	$150,000	31000	General Government	1350	Special Revenue Contribution to Capital
47	40-B183510	Museum Park Improvement	CW	$2,000,000	31000	General Government	2361	Community Redevelopment Agency Contribution to Capital Museum Park

Total Proposed Capital Appropriations $61,827,000

CAPITAL PLAN REPORTS SECTION

- Sources and Estimated Costs by Department
- Funding Source by Project Number
- Program Fund by Phase and Funding Source

Page Intentionally Left Blank

Sources and Estimated Costs by Department

Building

Project Information and Description		Prior Year Budget	Current Budget 2024-25	Future Budget Funding 2025-26	2026-27	2027-28	2028-29	2029-30
20-P-21-0014 Building - Computer Upgrades 40-B223115 *Upgrade Computer systems for Building Department*						District: Citywide Status: Adopted Phase: Non-Infrastructure		
Contribution from General Fund	$1,100,000	$800,000	$300,000	$0	$0	$0	$0	$0
Total Sources of Funding	$1,100,000	$800,000	$300,000	$0	$0	$0	$0	$0
Total Estimated Costs	$1,100,000							
Total Unfunded	$0					Funding Status: Fully Funded *Actuals:* $623,483		
Total Est. Annual Operating Impact	$0					*Encumbrances:* $61,826		
40-P-20-0280 Building Department Electronic Plans Review - Phase I 40-B74614A *Implementation of a cloud based enterprise system for the automation of the plans review process*						District: Citywide Status: Active Phase: Non-Infrastructure		
Contribution from General Fund	$8,924,187	$8,924,187	$0	$0	$0	$0	$0	$0
Total Sources of Funding	$8,924,187	$8,924,187	$0	$0	$0	$0	$0	$0
Total Estimated Costs	$8,924,187							
Total Unfunded	$0					Funding Status: Fully Funded *Actuals:* $8,812,240		
Total Est. Annual Operating Impact	$213,000					*Encumbrances:* $111,747		
40-P-20-0581 Building Department Electronic Plans Review - Phase II 40-B74614B *Enhancement to digital plans review for COM*						District: Citywide Status: Adopted Phase: Non-Infrastructure		
Contribution from General Fund	$6,681,000	$4,681,000	$2,000,000	$0	$0	$0	$0	$0
Total Sources of Funding	$6,681,000	$4,681,000	$2,000,000	$0	$0	$0	$0	$0
Total Estimated Costs	$6,681,000							
Total Unfunded	$0					Funding Status: Fully Funded *Actuals:* $3,903,265		
Total Est. Annual Operating Impact	$0					*Encumbrances:* $718,360		

Sources and Estimated Costs by Department

Building

Project Information and Description		Prior Year Budget	Current Budget 2024-25	Future Budget Funding 2025-26	2026-27	2027-28	2028-29	2029-30
20-P-21-0017 Building Efficiency 305								
40-B223121								
Strategy to increase energy and water efficiency in large public and private buildings								
Contribution from General Fund	$750,000	$750,000	$0	$0	$0	$0	$0	$0
Total Sources of Funding	$750,000	$750,000	$0	$0	$0	$0	$0	$0
Total Estimated Costs	$750,000							
Total Unfunded	$0							
Total Est. Annual Operating Impact	$0							

District: Citywide
Status: Adopted
Phase: Planning

Funding Status: Fully Funded
Actuals: $354,582
Encumbrances: $35,421

Project Information and Description		Prior Year Budget	Current Budget 2024-25	Future Budget Funding 2025-26	2026-27	2027-28	2028-29	2029-30
20-P-21-0013 Building Task Force - Computers								
40-B223102								
Purchase of new computers for Code Compliance Task Force								
Contribution from General Fund	$28,000	$28,000	$0	$0	$0	$0	$0	$0
Total Sources of Funding	$28,000	$28,000	$0	$0	$0	$0	$0	$0
Total Estimated Costs	$28,000							
Total Unfunded	$0							
Total Est. Annual Operating Impact	$0							

District: Citywide
Status: Adopted
Phase: Non-Infrastructure

Funding Status: Fully Funded
Actuals: $0
Encumbrances: $0

Project Information and Description		Prior Year Budget	Current Budget 2024-25	Future Budget Funding 2025-26	2026-27	2027-28	2028-29	2029-30
60-P-21-0006 Building Task Force - Vehicles								
40-B223116								
Purchase of new vehicles for Building Task Force								
Contribution from General Fund	$120,000	$120,000	$0	$0	$0	$0	$0	$0
Total Sources of Funding	$120,000	$120,000	$0	$0	$0	$0	$0	$0
Total Estimated Costs	$120,000							
Total Unfunded	$0							
Total Est. Annual Operating Impact	$0							

District: Citywide
Status: Adopted
Phase: Non-Infrastructure

Funding Status: Fully Funded
Actuals: $119,886
Encumbrances: $0

Sources and Estimated Costs by Department

Building

Project Information and Description		Prior Year Budget	Current Budget 2024-25	Future Budget Funding 2025-26	2026-27	2027-28	2028-29	2029-30
20-P-21-0015 Enterprise Permitting Solutions						**District:** Citywide		
40-B223120						**Status:** Adopted		
Update Enterprise Permitting software						**Phase:** Planning		
Contribution from General Fund	$18,600,000	$9,600,000	$9,000,000	$0	$0	$0	$0	$0
Contribution from Special Revenue Fund	$1,000,000	$0	$1,000,000	$0	$0	$0	$0	$0
Total Sources of Funding	$19,600,000	$9,600,000	$10,000,000	$0	$0	$0	$0	$0
Total Estimated Costs	$19,600,000					**Funding Status:**	Fully Funded	
Total Unfunded	$0					*Actuals:*	$3,759,583	
Total Est. Annual Operating Impact	$0					*Encumbrances:*	$1,523,614	

40-P-21-0026 New Building Facility for Building Department						**District:** Citywide		
40-B213105						**Status:** Adopted		
Construction of new facility for Building Department						**Phase:** Planning		
Contribution from General Fund	$50,000,000	$50,000,000	$0	$0	$0	$0	$0	$0
Total Sources of Funding	$50,000,000	$50,000,000	$0	$0	$0	$0	$0	$0
Total Estimated Costs	$50,000,000					**Funding Status:**	Fully Funded	
Total Unfunded	$0					*Actuals:*	$0	
Total Est. Annual Operating Impact	$0					*Encumbrances:*	$0	

Totals for Building

Total Sources of Funding	$87,203,187	$74,903,187	$12,300,000	$0	$0	$0	$0	$0
Total Estimated Costs	$87,203,187							
Total Unfunded	$0							
Total Est. Annual Operating Impact	$213,000							

Sources and Estimated Costs by Department

Commissioner's Office, Police

Project Information and Description		Prior Year Budget	Current Budget 2024-25	Future Budget Funding 2025-26	2026-27	2027-28	2028-29	2029-30
40-P-23-0007 Upper East Side District Office Renovation								
40-B233104								
Upper East Side District Office Renovation								
Contribution from Special Revenue Fund	$94,000	$94,000	$0	$0	$0	$0	$0	$0
Sanitary Sewer Non-Bond	$58,000	$58,000	$0	$0	$0	$0	$0	$0
Total Sources of Funding	$152,000	$152,000	$0	$0	$0	$0	$0	$0
Total Estimated Costs	$152,000							
Total Unfunded	$0							
Total Est. Annual Operating Impact	$0							

District: 5
Status: Active
Phase: Final Completion

Funding Status: Fully Funded
Actuals: $133,131
Encumbrances: $3,135

Totals for Commissioner's Office, Police

Total Sources of Funding	$152,000	$152,000	$0	$0	$0	$0	$0	$0
Total Estimated Costs	$152,000							
Total Unfunded	$0							
Total Est. Annual Operating Impact	$0							

Sources and Estimated Costs by Department

Communications

Project Information and Description	Prior Year Budget	Current Budget 2024-25	Future Budget Funding 2025-26	2026-27	2027-28	2028-29	2029-30

50-P-22-0011 Backup for City Hall Broadcasting

District: Citywide
Status: Proposed
Phase: Planning

Create a backup system to be able to broadcast city meetings at other locations should city hall become inoperable/unavailable or during emergencies.

No Funding Allocated	$0	$0	$0	$0	$0	$0	$0	$0
Total Sources of Funding	$0	$0	$0	$0	$0	$0	$0	$0
Total Estimated Costs	$37,000							
Total Unfunded	$37,000							
Total Est. Annual Operating Impact	$0							

Funding Status: Unfunded
Actuals: $0
Encumbrances: $0

40-P-22-0005 Commission Chambers - Communication Improvements
40-B223125

District: Citywide
Status: Adopted
Phase: Planning

Replace the existing system and replace all light fixtures with modern LED. Replace the existing microphones with new stations with more functionality on the new base as well as controlled individually or collectively with a new panel.

Contribution from General Fund	$150,000	$150,000	$0	$0	$0	$0	$0	$0
Total Sources of Funding	$150,000	$150,000	$0	$0	$0	$0	$0	$0
Total Estimated Costs	$150,000							
Total Unfunded	$0							
Total Est. Annual Operating Impact	$0							

Funding Status: Fully Funded
Actuals: $92,617
Encumbrances: $200

40-P-20-0294 Redesign of Website
40-B17312

District: Citywide
Status: Active
Phase: Planning

Redesign of the City's current website to improve online access to government services and incorporate ADA-compliant design, easy navigation, better search capability and data-driven content

Contribution from General Fund	$422,000	$422,000	$0	$0	$0	$0	$0	$0
Total Sources of Funding	$422,000	$422,000	$0	$0	$0	$0	$0	$0
Total Estimated Costs	$422,000							
Total Unfunded	$0							
Total Est. Annual Operating Impact	$0							

Funding Status: Fully Funded
Actuals: $407,755
Encumbrances: $0

Sources and Estimated Costs by Department

Communications

Project Information and Description		Prior Year Budget	Current Budget 2024-25	Future Budget Funding 2025-26	2026-27	2027-28	2028-29	2029-30
50-P-22-0012 Studio Improvements								
New modern studio set with improved capabilities.								
No Funding Allocated	$0	$0	$0	$0	$0	$0	$0	$0
Total Sources of Funding	$0	$0	$0	$0	$0	$0	$0	$0
Total Estimated Costs	$55,000							
Total Unfunded	$55,000							
Total Est. Annual Operating Impact	$0							

District: Citywide
Status: Proposed
Phase: Planning

Funding Status: Unfunded
Actuals: $0
Encumbrances: $0

Totals for Communications

Total Sources of Funding	$572,000	$572,000	$0	$0	$0	$0	$0	$0
Total Estimated Costs	$664,000							
Total Unfunded	$92,000							
Total Est. Annual Operating Impact	$0							

Sources and Estimated Costs by Department

Community Redevelopment Agency

Project Information and Description	Prior Year Budget	Current Budget 2024-25	Future Budget Funding 2025-26	2026-27	2027-28	2028-29	2029-30
40-P-20-0605 Omni Baywalk Access Along I-395							
Omni Baywalk Access Along I-395							
No Funding Allocated	$0	$0	$0	$0	$0	$0	$0	$0
Total Sources of Funding	$0	$0	$0	$0	$0	$0	$0	$0
Total Estimated Costs	$2,000,000						
Total Unfunded	$2,000,000						
Total Est. Annual Operating Impact	$0						

District: Citywide
Status: Future Consideration
Phase: Planning

Funding Status: Unfunded
Actuals: $0
Encumbrances: $0

Project Information and Description	Prior Year Budget	Current Budget 2024-25	Future Budget Funding 2025-26	2026-27	2027-28	2028-29	2029-30
40-P-20-0583 Omni Bicycle Lanes Construction							
Omni Bicycle Lanes Construction							
No Funding Allocated	$0	$0	$0	$0	$0	$0	$0	$0
Total Sources of Funding	$0	$0	$0	$0	$0	$0	$0	$0
Total Estimated Costs	$5,000,000						
Total Unfunded	$5,000,000						
Total Est. Annual Operating Impact	$0						

District: Citywide
Status: Future Consideration
Phase: Planning

Funding Status: Unfunded
Actuals: $0
Encumbrances: $0

Project Information and Description	Prior Year Budget	Current Budget 2024-25	Future Budget Funding 2025-26	2026-27	2027-28	2028-29	2029-30
40-P-20-0661 Omni I-395 Underdeck Capital Investment							
Omni I-395 Underdeck Capital Investment							
No Funding Allocated	$0	$0	$0	$0	$0	$0	$0	$0
Total Sources of Funding	$0	$0	$0	$0	$0	$0	$0	$0
Total Estimated Costs	$3,000,000						
Total Unfunded	$3,000,000						
Total Est. Annual Operating Impact	$0						

District: Citywide
Status: Future Consideration
Phase: Planning

Funding Status: Unfunded
Actuals: $0
Encumbrances: $0

Sources and Estimated Costs by Department

Community Redevelopment Agency

Project Information and Description	Prior Year Budget	Current Budget 2024-25	Future Budget Funding 2025-26	2026-27	2027-28	2028-29	2029-30
40-P-20-0584 Omni Road Improvements							
Omni Road Improvements							
No Funding Allocated	$0	$0	$0	$0	$0	$0	$0
Total Sources of Funding	$0	$0	$0	$0	$0	$0	$0
Total Estimated Costs	$40,000,000						
Total Unfunded	$40,000,000						
Total Est. Annual Operating Impact	$0						

District: Citywide
Status: Future Consideration
Phase: Planning

Funding Status: Unfunded
Actuals: $0
Encumbrances: $0

Project Information and Description	Prior Year Budget	Current Budget 2024-25	Future Budget Funding 2025-26	2026-27	2027-28	2028-29	2029-30
40-P-20-0585 Omni Sidewalk Construction and Improvements							
Omni Sidewalk Construction and Improvements							
No Funding Allocated	$0	$0	$0	$0	$0	$0	$0
Total Sources of Funding	$0	$0	$0	$0	$0	$0	$0
Total Estimated Costs	$5,000,000						
Total Unfunded	$5,000,000						
Total Est. Annual Operating Impact	$0						

District: Citywide
Status: Future Consideration
Phase: Planning

Funding Status: Unfunded
Actuals: $0
Encumbrances: $0

Project Information and Description	Prior Year Budget	Current Budget 2024-25	Future Budget Funding 2025-26	2026-27	2027-28	2028-29	2029-30
40-P-20-0606 Omni Signage and Wayfinding							
Omni Signage and Wayfinding							
No Funding Allocated	$0	$0	$0	$0	$0	$0	$0
Total Sources of Funding	$0	$0	$0	$0	$0	$0	$0
Total Estimated Costs	$500,000						
Total Unfunded	$500,000						
Total Est. Annual Operating Impact	$0						

District: Citywide
Status: Future Consideration
Phase: Planning

Funding Status: Unfunded
Actuals: $0
Encumbrances: $0

Sources and Estimated Costs by Department

Community Redevelopment Agency

Project Information and Description	Prior Year Budget	Current Budget 2024-25	Future Budget Funding 2025-26	2026-27	2027-28	2028-29	2029-30

40-P-20-0586 Omni Stormwater Systems and Drainage Construction and Improvements

District: Citywide
Status: Future Consideration
Phase: Planning

Omni Stormwater Systems and Drainage Construction and Improvements

No Funding Allocated	$0	$0	$0	$0	$0	$0	$0	$0
Total Sources of Funding	$0	$0	$0	$0	$0	$0	$0	$0

Total Estimated Costs $35,000,000
Total Unfunded $35,000,000
Total Est. Annual Operating Impact $0

Funding Status: Unfunded
Actuals: $0
Encumbrances: $0

40-P-20-0587 Omni Transit and Trolley Stop Improvements

District: Citywide
Status: Future Consideration
Phase: Planning

Omni Transit and Trolley Stop Improvements

No Funding Allocated	$0	$0	$0	$0	$0	$0	$0	$0
Total Sources of Funding	$0	$0	$0	$0	$0	$0	$0	$0

Total Estimated Costs $2,500,000
Total Unfunded $2,500,000
Total Est. Annual Operating Impact $0

Funding Status: Unfunded
Actuals: $0
Encumbrances: $0

40-P-20-0588 Omni Utility Infrastructure Development - Water, Sewer, Electrical, and Comms

District: Citywide
Status: Future Consideration
Phase: Planning

Omni Utility Infrastructure to Attract/Support Development (Water, Sewer, Electrical, Comms)

No Funding Allocated	$0	$0	$0	$0	$0	$0	$0	$0
Total Sources of Funding	$0	$0	$0	$0	$0	$0	$0	$0

Total Estimated Costs $20,000,000
Total Unfunded $20,000,000
Total Est. Annual Operating Impact $0

Funding Status: Unfunded
Actuals: $0
Encumbrances: $0

Sources and Estimated Costs by Department

Community Redevelopment Agency

Project Information and Description	Prior Year Budget	Current Budget 2024-25	Future Budget Funding 2025-26	2026-27	2027-28	2028-29	2029-30
40-P-20-0589 SEOPW Bicycle Lanes Construction							
SEOPW Bicycle Lanes Construction							
No Funding Allocated	$0	$0	$0	$0	$0	$0	$0
Total Sources of Funding	$0	$0	$0	$0	$0	$0	$0
Total Estimated Costs	$5,000,000						
Total Unfunded	$5,000,000						
Total Est. Annual Operating Impact	$0						

District: Citywide
Status: Future Consideration
Phase: Planning

Funding Status: Unfunded
Actuals: $0
Encumbrances: $0

Project Information and Description	Prior Year Budget	Current Budget 2024-25	Future Budget Funding 2025-26	2026-27	2027-28	2028-29	2029-30
40-P-20-0660 SEOPW I-395 Underdeck Capital Investment							
SEOPW I-395 Underdeck Capital Investment							
No Funding Allocated	$0	$0	$0	$0	$0	$0	$0
Total Sources of Funding	$0	$0	$0	$0	$0	$0	$0
Total Estimated Costs	$3,000,000						
Total Unfunded	$3,000,000						
Total Est. Annual Operating Impact	$0						

District: Citywide
Status: Future Consideration
Phase: Planning

Funding Status: Unfunded
Actuals: $0
Encumbrances: $0

Project Information and Description	Prior Year Budget	Current Budget 2024-25	Future Budget Funding 2025-26	2026-27	2027-28	2028-29	2029-30
40-P-20-0590 SEOPW Road Improvements							
SEOPW Road Improvements							
No Funding Allocated	$0	$0	$0	$0	$0	$0	$0
Total Sources of Funding	$0	$0	$0	$0	$0	$0	$0
Total Estimated Costs	$40,000,000						
Total Unfunded	$40,000,000						
Total Est. Annual Operating Impact	$0						

District: Citywide
Status: Future Consideration
Phase: Planning

Funding Status: Unfunded
Actuals: $0
Encumbrances: $0

Sources and Estimated Costs by Department

Community Redevelopment Agency

Project Information and Description	Prior Year Budget	Current Budget 2024-25	Future Budget Funding 2025-26	2026-27	2027-28	2028-29	2029-30

40-P-20-0591 SEOPW Sidewalk Construction and Improvements

District: Citywide
Status: Future Consideration
Phase: Planning

SEOPW Sidewalk Construction and Improvements

No Funding Allocated	$0	$0	$0	$0	$0	$0	$0	$0
Total Sources of Funding	$0	$0	$0	$0	$0	$0	$0	$0

Total Estimated Costs $5,000,000
Total Unfunded $5,000,000
Total Est. Annual Operating Impact $0

Funding Status: Unfunded
Actuals: $0
Encumbrances: $0

40-P-20-0607 SEOPW Signage and Wayfinding

District: Citywide
Status: Future Consideration
Phase: Planning

SEOPW Signage and Wayfinding

No Funding Allocated	$0	$0	$0	$0	$0	$0	$0	$0
Total Sources of Funding	$0	$0	$0	$0	$0	$0	$0	$0

Total Estimated Costs $500,000
Total Unfunded $500,000
Total Est. Annual Operating Impact $0

Funding Status: Unfunded
Actuals: $0
Encumbrances: $0

40-P-20-0592 SEOPW Stormwater Systems and Drainage Construction and Improvements

District: Citywide
Status: Future Consideration
Phase: Planning

SEOPW Stormwater Systems and Drainage Construction and Improvements

No Funding Allocated	$0	$0	$0	$0	$0	$0	$0	$0
Total Sources of Funding	$0	$0	$0	$0	$0	$0	$0	$0

Total Estimated Costs $15,000,000
Total Unfunded $15,000,000
Total Est. Annual Operating Impact $0

Funding Status: Unfunded
Actuals: $0
Encumbrances: $0

Sources and Estimated Costs by Department

Community Redevelopment Agency

Project Information and Description	Prior Year Budget	Current Budget 2024-25	Future Budget Funding 2025-26	2026-27	2027-28	2028-29	2029-30

40-P-20-0593 SEOPW Transit and Trolley Stop Improvements

District: Citywide
Status: Future Consideration
Phase: Planning

SEOPW Transit and Trolley Stop Improvements

No Funding Allocated	$0	$0	$0	$0	$0	$0	$0	$0
Total Sources of Funding	$0	$0	$0	$0	$0	$0	$0	$0
Total Estimated Costs	$1,250,000							
Total Unfunded	$1,250,000							
Total Est. Annual Operating Impact	$0							

Funding Status: Unfunded
Actuals: $0
Encumbrances: $0

40-P-20-0594 SEOPW Utility Infrastructure Development - Water, Sewer, Electrical, and Comms

District: Citywide
Status: Future Consideration
Phase: Planning

SEOPW Utility Infrastructure to Attract/Support Development (Water, Sewer, Electrical, Comms)

No Funding Allocated	$0	$0	$0	$0	$0	$0	$0	$0
Total Sources of Funding	$0	$0	$0	$0	$0	$0	$0	$0
Total Estimated Costs	$20,000,000							
Total Unfunded	$20,000,000							
Total Est. Annual Operating Impact	$0							

Funding Status: Unfunded
Actuals: $0
Encumbrances: $0

Totals for Community Redevelopment Agency

Total Sources of Funding	$0	$0	$0	$0	$0	$0	$0	$0
Total Estimated Costs	$202,750,000							
Total Unfunded	$202,750,000							
Total Est. Annual Operating Impact	$0							

Sources and Estimated Costs by Department

Downtown Development Authority

Project Information and Description		Prior Year Budget	Current Budget 2024-25	Future Budget Funding 2025-26	2026-27	2027-28	2028-29	2029-30
40-P-20-0712 Downtown Restrooms								
40-B203111								
Design and construct a public restroom in downtown.								
Contribution from General Fund	$350,000	$350,000	$0	$0	$0	$0	$0	$0
Total Sources of Funding	$350,000	$350,000	$0	$0	$0	$0	$0	$0
Total Estimated Costs	$350,000							
Total Unfunded	$0							
Total Est. Annual Operating Impact	$0							

District: Citywide
Status: On-Hold
Phase: Planning

Funding Status: Fully Funded
Actuals: $15,057
Encumbrances: $0

40-P-19-0247 I-395 Baywalk - Phase I								
40-B193623								
Design and permitting of a pedestrian baywalk connection under I-395.								
Contribution from General Fund	$250,000	$250,000	$0	$0	$0	$0	$0	$0
Downtown Development Authority	$200,000	$200,000	$0	$0	$0	$0	$0	$0
Downtown Developmental Regional Impact (DDRI)	$225,000	$225,000	$0	$0	$0	$0	$0	$0
International Yacht Brokers Association	$150,000	$150,000	$0	$0	$0	$0	$0	$0
Total Sources of Funding	$825,000	$825,000	$0	$0	$0	$0	$0	$0
Total Estimated Costs	$26,267,171							
Total Unfunded	$25,442,171							
Total Est. Annual Operating Impact	$0							

District: 2
Status: Active
Phase: Planning

Funding Status: Partial
Actuals: $757,575
Encumbrances: $38,325

40-P-20-0764 Living Shoreline Demonstration Project in Downtown Miami

Project intent is to design, permit, and construct large-scale living shoreline demonstration project in one of the seawall cutouts at Maurice Ferré Park.

District: 2
Status: Future Consideration
Phase: Planning

Sources and Estimated Costs by Department

Downtown Development Authority

Project Information and Description		Prior Year Budget	Current Budget 2024-25	Future Budget Funding 2025-26	2026-27	2027-28	2028-29	2029-30
No Funding Allocated	$0	$0	$0	$0	$0	$0	$0	$0
Total Sources of Funding	$0	$0	$0	$0	$0	$0	$0	$0
Total Estimated Costs	$692,240							
Total Unfunded	$692,240							
Total Est. Annual Operating Impact	$0							

Funding Status: Unfunded
Actuals: $0
Encumbrances: $0

40-P-20-0256 Relocation of Downtown Restroom

40-B203108

District: 5
Status: On-Hold
Phase: Administrative Close-Out

Removing, storing, relocating and reinstalling existing portable restroom. Demolition of built infrastructure and repairs to hand over to MDC as it was.

Downtown Development Authority	$30,000	$30,000	$0	$0	$0	$0	$0	$0
Downtown Developmental Regional Impact (DDRI)	$150,000	$150,000	$0	$0	$0	$0	$0	$0
Total Sources of Funding	$180,000	$180,000	$0	$0	$0	$0	$0	$0
Total Estimated Costs	$180,000							
Total Unfunded	$0							
Total Est. Annual Operating Impact	$0							

Funding Status: Fully Funded
Actuals: $57,196
Encumbrances: $0

Totals for Downtown Development Authority

Total Sources of Funding	$1,355,000	$1,355,000	$0	$0	$0	$0	$0	$0
Total Estimated Costs	$27,489,411							
Total Unfunded	$26,134,411							
Total Est. Annual Operating Impact	$0							

Sources and Estimated Costs by Department

Finance

Project Information and Description		Prior Year Budget	Current Budget 2024-25	Future Budget Funding 2025-26	2026-27	2027-28	2028-29	2029-30
20-P-24-0000 Finance Department Kronos System Upgrades								
40-B243104								
Finance Department Kronos System Upgrades								
Contribution from General Fund	$635,000	$635,000	$0	$0	$0	$0	$0	$0
Total Sources of Funding	$635,000	$635,000	$0	$0	$0	$0	$0	$0
Total Estimated Costs	$635,000							
Total Unfunded	$0							
Total Est. Annual Operating Impact	$0							

District: Citywide
Status: Adopted
Phase: Planning

Funding Status: Fully Funded
Actuals: $0
Encumbrances: $0

Project Information and Description		Prior Year Budget	Current Budget 2024-25	Future Budget Funding 2025-26	2026-27	2027-28	2028-29	2029-30
50-P-21-0001 Finance POS System Replacement								
40-B223103								
Replacement of the current POS system with a modern and more robust application								
Contribution from General Fund	$1,256,000	$1,256,000	$0	$0	$0	$0	$0	$0
Total Sources of Funding	$1,256,000	$1,256,000	$0	$0	$0	$0	$0	$0
Total Estimated Costs	$1,256,000							
Total Unfunded	$0							
Total Est. Annual Operating Impact	$0							

District: Citywide
Status: Adopted
Phase: Non-Infrastructure

Funding Status: Fully Funded
Actuals: $406,855
Encumbrances: $0

Project Information and Description		Prior Year Budget	Current Budget 2024-25	Future Budget Funding 2025-26	2026-27	2027-28	2028-29	2029-30
20-P-21-0016 Oracle Cloud Startup								
40-B223119								
Setup of new Oracle Cloud system								

District: Citywide
Status: Adopted
Phase: Planning

Sources and Estimated Costs by Department

Finance

Project Information and Description		Prior Year Budget	Current Budget 2024-25	Future Budget Funding 2025-26	2026-27	2027-28	2028-29	2029-30
Contribution from General Fund	$1,156,015	$1,156,015	$0	$0	$0	$0	$0	$0
Miami Special Obligation Bond	$30,000,000	$30,000,000	$0	$0	$0	$0	$0	$0
Total Sources of Funding	$31,156,015	$31,156,015	$0	$0	$0	$0	$0	$0
Total Estimated Costs	$31,156,015							
Total Unfunded	$0							
Total Est. Annual Operating Impact	$0							

Funding Status: Fully Funded
Actuals: $1,156,015
Encumbrances: $3,498,575

50-P-21-0002 SplashBI Software Implementation - EiS Software Upgrade
40-B223104

District: Citywide
Status: Adopted
Phase: Non-Infrastructure

Splash BI Software Implementation, training, migration, DBA Services, QA, testing, project management, annual user costs, and Oracle EBS Application Connector

Contribution from General Fund	$95,000	$95,000	$0	$0	$0	$0	$0	$0
Total Sources of Funding	$95,000	$95,000	$0	$0	$0	$0	$0	$0
Total Estimated Costs	$95,000							
Total Unfunded	$0							
Total Est. Annual Operating Impact	$0							

Funding Status: Fully Funded
Actuals: $92,090
Encumbrances: $0

Totals for Finance

Total Sources of Funding	$33,142,015	$33,142,015	$0	$0	$0	$0	$0	$0
Total Estimated Costs	$33,142,015							
Total Unfunded	$0							
Total Est. Annual Operating Impact	$0							

Sources and Estimated Costs by Department

Fire-Rescue

Project Information and Description	Prior Year Budget	Current Budget 2024-25	Future Budget Funding 2025-26	2026-27	2027-28	2028-29	2029-30

40-P-20-0555 40 Year Building Recertification - Fire Station 8

40-B203112

Perform a facility assessment of Fire Station 8 for required 40-Year re-certification

District: Citywide
Status: Active
Phase: Final Completion

Contribution from General Fund	$10,000	$10,000	$0	$0	$0	$0	$0	$0
Total Sources of Funding	$10,000	$10,000	$0	$0	$0	$0	$0	$0
Total Estimated Costs	$10,000							
Total Unfunded	$0							
Total Est. Annual Operating Impact	$0							

Funding Status: Fully Funded
Actuals: $7,557
Encumbrances: $2,379

40-P-20-0278 40 Year Recertification - Building Facilities Fire Station 3

40-B203114

Perform 40-Year Building Inspection Recertification for Buildings situated in the Fire Station 3 Complex. Scope to include a roof assessment of the GSA/USLA Building.

District: Citywide
Status: Active
Phase: Administrative Close-Out

Contribution from General Fund	$55,501	$55,501	$0	$0	$0	$0	$0	$0
Total Sources of Funding	$55,501	$55,501	$0	$0	$0	$0	$0	$0
Total Estimated Costs	$55,501							
Total Unfunded	$0							
Total Est. Annual Operating Impact	$0							

Funding Status: Partial
Actuals: $41,847
Encumbrances: $13,654

40-P-20-0556 40 Year Recertification - Fire Station 2

40-B203113

Perform a facility assessment of Fire Station 2 for required 40-Year recertification

District: Citywide
Status: Active
Phase: Administrative Close-Out

Contribution from General Fund	$18,473	$18,473	$0	$0	$0	$0	$0	$0
Total Sources of Funding	$18,473	$18,473	$0	$0	$0	$0	$0	$0
Total Estimated Costs	$18,473							
Total Unfunded	$0							
Total Est. Annual Operating Impact	$0							

Funding Status: Fully Funded
Actuals: $16,094
Encumbrances: $2,379

Sources and Estimated Costs by Department

Fire-Rescue

Project Information and Description	Prior Year Budget	Current Budget 2024-25	Future Budget Funding 2025-26	2026-27	2027-28	2028-29	2029-30

40-P-00-0236 City of Miami Fire Rescue Training Center Environmental Remediation Project

40-B40606

District: Citywide
Status: Active
Phase: Monitoring

To add engineering controls by capping contaminated soil or adding other restrictive barriers. Capping will include a combination of 2 ft soil removal with clean fill replacement; or paving; or fencing. This will include soil removal in open space areas

Environmental Remediation Loan	$510,291	$510,291	$0	$0	$0	$0	$0	$0
Total Sources of Funding	$510,291	$510,291	$0	$0	$0	$0	$0	$0
Total Estimated Costs	$910,291							
Total Unfunded	$400,000							
Total Est. Annual Operating Impact	$0							

Funding Status: Partial
Actuals: $464,423
Encumbrances: $19,617

40-P-20-0548 Comprehensive Cancer Prevention Program

40-B70184

District: Citywide
Status: Active
Phase: Planning

Evaluation of the risk factors for cancer in the fire service and development of a plan to deal with any associated risks

Contribution from General Fund	$600,000	$600,000	$0	$0	$0	$0	$0	$0
Florida Department of Financial Services	$28,429	$28,429	$0	$0	$0	$0	$0	$0
Impact Fees - Fire	$350,000	$350,000	$0	$0	$0	$0	$0	$0
Total Sources of Funding	$978,429	$978,429	$0	$0	$0	$0	$0	$0
Total Estimated Costs	$978,429							
Total Unfunded	$0							
Total Est. Annual Operating Impact	$0							

Funding Status: Fully Funded
Actuals: $966,316
Encumbrances: $0

40-P-20-0574 Computer Aided Dispatch System

40-B203215

District: Citywide
Status: Adopted
Phase: Planning

New CAD system

Sources and Estimated Costs by Department

Fire-Rescue

Project Information and Description		Prior Year Budget	Current Budget 2024-25	Future Budget Funding 2025-26	2026-27	2027-28	2028-29	2029-30
Contribution from General Fund	$3,426,000	$3,426,000	$0	$0	$0	$0	$0	$0
Total Sources of Funding	$3,426,000	$3,426,000	$0	$0	$0	$0	$0	$0
Total Estimated Costs	$3,426,000							
Total Unfunded	$0							
Total Est. Annual Operating Impact	$0							

Funding Status: Fully Funded
Actuals: $463,862
Encumbrances: $0

40-P-20-0527 CW Fire Restroom Remodel
40-B173724

District: Citywide
Status: Active
Phase: Planning

Remodeling, renovating, and upgrading of various Fire facility restrooms

Sanitary Sewer Non-Bond	$1,001,007	$1,001,007	$0	$0	$0	$0	$0	$0
Total Sources of Funding	$1,001,007	$1,001,007	$0	$0	$0	$0	$0	$0
Total Estimated Costs	$1,001,007							
Total Unfunded	$0							
Total Est. Annual Operating Impact	$0							

Funding Status: Fully Funded
Actuals: $624,031
Encumbrances: $53,705

40-P-20-0628 Exterior Painting of Four Fire Stations # 3, 5, 8, and 10

District: Citywide
Status: Future Consideration
Phase: Planning

Seal and paint exterior of fire stations #3, 5, 8and 10

No Funding Allocated	$0	$0	$0	$0	$0	$0	$0	$0
Total Sources of Funding	$0	$0	$0	$0	$0	$0	$0	$0
Total Estimated Costs	$278,750							
Total Unfunded	$278,750							
Total Est. Annual Operating Impact	$0							

Funding Status: Unfunded
Actuals: $0
Encumbrances: $0

40-P-20-0765 Fire Administration/Garage/USAR/Warehouses

District: Citywide
Status: Future Consideration
Phase: Planning

Fire Administration/Garage/USAR/Warehouses

Sources and Estimated Costs by Department

Fire-Rescue

Project Information and Description		Prior Year Budget	Current Budget 2024-25	Future Budget Funding 2025-26	2026-27	2027-28	2028-29	2029-30
No Funding Allocated	$0	$0	$0	$0	$0	$0	$0	$0
Total Sources of Funding	$0	$0	$0	$0	$0	$0	$0	$0
Total Estimated Costs	$30,000,000							
Total Unfunded	$30,000,000							
Total Est. Annual Operating Impact	$0							

Funding Status: Unfunded
Actuals: $0
Encumbrances: $0

40-P-20-0609 Fire and Rescue Capital Facilities Assessment

District: Citywide
Status: Future Consideration
Phase: Planning

Fire & Rescue Capital Facilities Assessment

No Funding Allocated	$0	$0	$0	$0	$0	$0	$0	$0
Total Sources of Funding	$0	$0	$0	$0	$0	$0	$0	$0
Total Estimated Costs	$1,000,000							
Total Unfunded	$1,000,000							
Total Est. Annual Operating Impact	$0							

Funding Status: Unfunded
Actuals: $0
Encumbrances: $0

40-P-20-0576 Fire Apparatus
40-B203217

District: Citywide
Status: Adopted
Phase: Planning

Purchase of Fire Apparatus

Contribution from General Fund	$1,330,000	$1,330,000	$0	$0	$0	$0	$0	$0
Total Sources of Funding	$1,330,000	$1,330,000	$0	$0	$0	$0	$0	$0
Total Estimated Costs	$1,330,000							
Total Unfunded	$0							
Total Est. Annual Operating Impact	$0							

Funding Status: Fully Funded
Actuals: $219,187
Encumbrances: $1,110,813

40-P-20-0558 Fire Apparatus Vehicle Lease
40-B72810E

District: Citywide
Status: Adopted
Phase: Planning

Fire Apparatus Vehicle Lease

Sources and Estimated Costs by Department

Fire-Rescue

Project Information and Description		Prior Year Budget	Current Budget 2024-25	Future Budget Funding 2025-26	2026-27	2027-28	2028-29	2029-30
Santander Bank Vehicle Lease	$12,570,000	$12,570,000	$0	$0	$0	$0	$0	$0
Total Sources of Funding	$12,570,000	$12,570,000	$0	$0	$0	$0	$0	$0
Total Estimated Costs	$12,570,000							
Total Unfunded	$0							
Total Est. Annual Operating Impact	$0							

Funding Status: Fully Funded
Actuals: $12,570,000
Encumbrances: $0

40-P-20-0520 Fire Car 95 Housing FF&E
40-B17329

District: Citywide
Status: Active
Phase: Administrative Close-Out

For the purchase and installation of furniture, fixtures, and equipment (FFE) needed for the new fire facility building which will house Car 95 (EMS Battalion Commander)

Impact Fees - Fire	$21,476	$21,476	$0	$0	$0	$0	$0	$0
Total Sources of Funding	$21,476	$21,476	$0	$0	$0	$0	$0	$0
Total Estimated Costs	$201,588							
Total Unfunded	$180,112							
Total Est. Annual Operating Impact	$0							

Funding Status: Partial
Actuals: $21,023
Encumbrances: $0

40-P-20-0595 Fire Facilities

District: Citywide
Status: Future Consideration
Phase: Planning

Fire Facilities

No Funding Allocated	$0	$0	$0	$0	$0	$0	$0	$0
Total Sources of Funding	$0	$0	$0	$0	$0	$0	$0	$0
Total Estimated Costs	$15,461,775							
Total Unfunded	$15,461,775							
Total Est. Annual Operating Impact	$0							

Funding Status: Unfunded
Actuals: $0
Encumbrances: $0

40-P-20-0550 Fire Facilities Generators (North & South)
40-B70718

District: Citywide
Status: Active
Phase: Administrative Close-Out

Upgrade the emergency standby generator system at several fire stations

Sources and Estimated Costs by Department

Fire-Rescue

Project Information and Description		Prior Year Budget	Current Budget 2024-25	Future Budget Funding 2025-26	2026-27	2027-28	2028-29	2029-30
Impact Fees	$987,129	$987,129	$0	$0	$0	$0	$0	$0
Total Sources of Funding	$987,129	$987,129	$0	$0	$0	$0	$0	$0
Total Estimated Costs	$1,180,500							
Total Unfunded	$193,371							
Total Est. Annual Operating Impact	$0							

Funding Status: Partial
Actuals: $977,156
Encumbrances: $9,973

40-P-20-0516 Fire Facilities Repairs Equipment and Furniture
40-B173210

District: 1
Status: Active
Phase: Design

Purchase and installation of furniture, fixtures, and equipment (FFE) as well as repairs and improvements Citywide fire facilities

Contribution from General Fund	$1,549,415	$1,549,415	$0	$0	$0	$0	$0	$0
FEMA Hazard Mitigation Grant Program	$186,743	$186,743	$0	$0	$0	$0	$0	$0
Fire Assessment Fee	$68,362	$68,362	$0	$0	$0	$0	$0	$0
Total Sources of Funding	$1,804,520	$1,804,520	$0	$0	$0	$0	$0	$0
Total Estimated Costs	$1,825,269							
Total Unfunded	$20,749							
Total Est. Annual Operating Impact	$0							

Funding Status: Partial
Actuals: $1,145,982
Encumbrances: $151,298

40-P-19-0199 Fire Facilities Resiliency Project (FS10) - Design
40-B193207

District: Citywide
Status: Active
Phase: A/E Selection

Master plan / site plan, conceptual design, and due dilligence studies for replacement of Fire Station #10 at 4101 NW 7th ST

Impact Fees - Fire	$195,000	$195,000	$0	$0	$0	$0	$0	$0
Miami Forever Bond	$420,000	$420,000	$0	$0	$0	$0	$0	$0
Total Sources of Funding	$615,000	$615,000	$0	$0	$0	$0	$0	$0
Total Estimated Costs	$615,000							
Total Unfunded	$0							
Total Est. Annual Operating Impact	$0							

Funding Status: Fully Funded
Actuals: $165,220
Encumbrances: $388,843

Sources and Estimated Costs by Department

Fire-Rescue

Project Information and Description		Prior Year Budget	Current Budget 2024-25	Future Budget Funding 2025-26	2026-27	2027-28	2028-29	2029-30
60-P-21-0004 Fire Fleet Acquisition 40-B223208 *Fire-Rescue light fleet vehicles*								
Contribution from General Fund	$618,000	$618,000	$0	$0	$0	$0	$0	$0
Total Sources of Funding	$618,000	$618,000	$0	$0	$0	$0	$0	$0
Total Estimated Costs	$618,000							
Total Unfunded	$0							
Total Est. Annual Operating Impact	$0							

District: Citywide
Status: Adopted
Phase: Non-Infrastructure

Funding Status: Fully Funded
Actuals: $592,972
Encumbrances: $0

40-P-20-0643 Fire Prevention Bureau - Office Remodeling 10th floor MRC *Remodeling of 10th Floor Office for Fire Prevention Bureau.*								
No Funding Allocated	$0	$0	$0	$0	$0	$0	$0	$0
Total Sources of Funding	$0	$0	$0	$0	$0	$0	$0	$0
Total Estimated Costs	$514,115							
Total Unfunded	$514,115							
Total Est. Annual Operating Impact	$0							

District: Citywide
Status: Future Consideration
Phase: Planning

Funding Status: Unfunded
Actuals: $0
Encumbrances: $0

40-P-20-0538 Fire Prevention Management System -Paperless Inspections 40-B203205 *Purchase of the Fire Prevention Management System*								
Impact Fees - Fire	$60,257	$60,257	$0	$0	$0	$0	$0	$0
Total Sources of Funding	$60,257	$60,257	$0	$0	$0	$0	$0	$0
Total Estimated Costs	$100,000							
Total Unfunded	$39,743							
Total Est. Annual Operating Impact	$0							

District: Citywide
Status: Active
Phase: Planning

Funding Status: Partial
Actuals: $57,990
Encumbrances: $2,267

Sources and Estimated Costs by Department

Fire-Rescue

Project Information and Description		Prior Year Budget	Current Budget 2024-25	Future Budget Funding 2025-26	2026-27	2027-28	2028-29	2029-30
40-P-20-0573 Fire Repairs, Parts, and Supplies						**District:** Citywide		
40-B203214						**Status:** Adopted		
Fire repairs and maintenance, parts, and supplies						**Phase:** Planning		
Contribution from General Fund	$1,402,097	$1,402,097	$0	$0	$0	$0	$0	$0
Total Sources of Funding	$1,402,097	$1,402,097	$0	$0	$0	$0	$0	$0
Total Estimated Costs	$1,402,097							
Total Unfunded	$0					**Funding Status:** Fully Funded		
						Actuals: $1,017,370		
Total Est. Annual Operating Impact	$0					*Encumbrances:* $0		
40-P-20-0534 Fire Rescue Apparatus						**District:** Citywide		
40-B183205						**Status:** Active		
Replacement of rescue units						**Phase:** Planning		
Contribution from General Fund	$2,800,000	$2,800,000	$0	$0	$0	$0	$0	$0
Total Sources of Funding	$2,800,000	$2,800,000	$0	$0	$0	$0	$0	$0
Total Estimated Costs	$2,800,000							
Total Unfunded	$0					**Funding Status:** Fully Funded		
						Actuals: $2,763,471		
Total Est. Annual Operating Impact	$0					*Encumbrances:* $36,457		
40-P-20-0731 Fire Rescue Apparatus Upgrades and Enhancements						**District:** Citywide		
40-B213200						**Status:** Adopted		
Upgrades and Enhancements to Fire Rescue Apparatus						**Phase:** Planning		
Impact Fees - Fire	$1,567,000	$567,000	$1,000,000	$0	$0	$0	$0	$0
Total Sources of Funding	$1,567,000	$567,000	$1,000,000	$0	$0	$0	$0	$0
Total Estimated Costs	$1,567,000							
Total Unfunded	$0					**Funding Status:** Fully Funded		
						Actuals: $119,298		
Total Est. Annual Operating Impact	$0					*Encumbrances:* $141,813		

Sources and Estimated Costs by Department

Fire-Rescue

Project Information and Description		Prior Year Budget	Current Budget 2024-25	Future Budget Funding 2025-26	2026-27	2027-28	2028-29	2029-30

40-P-20-0517 Fire Rescue Facility Enhancements

40-B173214

Enhancements to upgrade and remodel Citywide Fire Rescue Facilities

District: Citywide
Status: Active
Phase: Planning

Impact Fees	$59	$59	$0	$0	$0	$0	$0	$0
Impact Fees	$193,372	$193,372	$0	$0	$0	$0	$0	$0
Impact Fees - Fire	$3,961,300	$2,215,300	$1,746,000	$0	$0	$0	$0	$0
Total Sources of Funding	$4,154,730	$2,408,730	$1,746,000	$0	$0	$0	$0	$0
Total Estimated Costs	$4,154,730							
Total Unfunded	$0							
Total Est. Annual Operating Impact	$0							

Funding Status: Fully Funded
Actuals: $1,486,630
Encumbrances: $200,020

40-P-20-0629 Fire Station #1 - Replacement - Study only

Perform a study to develop preliminary space needs and cost estimate for the replacement of Fire Station # 1.

District: Citywide
Status: Future Consideration
Phase: Planning

No Funding Allocated	$0	$0	$0	$0	$0	$0	$0	$0
Total Sources of Funding	$0	$0	$0	$0	$0	$0	$0	$0
Total Estimated Costs	$100,000							
Total Unfunded	$100,000							
Total Est. Annual Operating Impact	$0							

Funding Status: Unfunded
Actuals: $0
Encumbrances: $0

40-P-20-0615 Fire Station #4 - Roof Repairs and Exterior Painting - Assessment Only

Perform an assessment to develop scope andcost estimate to address roof water intrusion and exterior painting.

District: Citywide
Status: Future Consideration
Phase: Planning

Sources and Estimated Costs by Department

Fire-Rescue

Project Information and Description		Prior Year Budget	Current Budget 2024-25	Future Budget Funding 2025-26	2026-27	2027-28	2028-29	2029-30
No Funding Allocated	$0	$0	$0	$0	$0	$0	$0	$0
Total Sources of Funding	$0	$0	$0	$0	$0	$0	$0	$0
Total Estimated Costs	$40,000							
Total Unfunded	$40,000							
Total Est. Annual Operating Impact	$0							

Funding Status: Unfunded
Actuals: $0
Encumbrances: $0

40-P-20-0630 Fire Station #5 Replacement - Study only

District: Citywide
Status: Future Consideration
Phase: Planning

Perform a study to develop preliminary space needs and cost estimate for the replacement of Fire Station # 5.

No Funding Allocated	$0	$0	$0	$0	$0	$0	$0	$0
Total Sources of Funding	$0	$0	$0	$0	$0	$0	$0	$0
Total Estimated Costs	$100,000							
Total Unfunded	$100,000							
Total Est. Annual Operating Impact	$0							

Funding Status: Unfunded
Actuals: $0
Encumbrances: $0

40-P-20-0617 Fire Station 12 - Roof Water Intrusion Assessment

District: Citywide
Status: Future Consideration
Phase: Planning

Perform an assessment to develop scope andcost estimate to address roof water intrusion.

No Funding Allocated	$0	$0	$0	$0	$0	$0	$0	$0
Total Sources of Funding	$0	$0	$0	$0	$0	$0	$0	$0
Total Estimated Costs	$50,000							
Total Unfunded	$50,000							
Total Est. Annual Operating Impact	$0							

Funding Status: Unfunded
Actuals: $0
Encumbrances: $0

40-P-21-0004 Fire Station 12 - Hardening
40-B223212

District: Citywide
Status: Active
Phase: Planning

Retrofit building exterior and key access areas; hardening rooftop HVAC units.

Sources and Estimated Costs by Department

Fire-Rescue

Project Information and Description		Prior Year Budget	Current Budget 2024-25	Future Budget Funding 2025-26	2026-27	2027-28	2028-29	2029-30
Department of Housing and Urban Development	$1,423,000	$1,423,000	$0	$0	$0	$0	$0	$0
Total Sources of Funding	$1,423,000	$1,423,000	$0	$0	$0	$0	$0	$0
Total Estimated Costs	$1,565,300							
Total Unfunded	$142,300							
Total Est. Annual Operating Impact	$0							

Funding Status: Partial
Actuals: $0
Encumbrances: $0

40-P-20-0542 Fire Station 12 - Water Intrusion Roof Assessment
40-B203209

District: 5
Status: Active
Phase: Planning

Perform an assessment to develop scope and cost estimate to address roof water intrusion at Fire Station 12 located at 1455 NW 46 Street

Contribution from General Fund	$10,609	$10,609	$0	$0	$0	$0	$0	$0
Total Sources of Funding	$10,609	$10,609	$0	$0	$0	$0	$0	$0
Total Estimated Costs	$50,000							
Total Unfunded	$39,391							
Total Est. Annual Operating Impact	$0							

Funding Status: Partial
Actuals: $9,710
Encumbrances: $899

40-P-21-0006 Fire Station 2 - Hardening
40-B213210

District: Citywide
Status: Active
Phase: Planning

Retrofit building exterior and key access areas; hardening rooftop HVAC units; electrical upgrades.

Contribution from General Fund	$12,724	$12,724	$0	$0	$0	$0	$0	$0
Department of Housing and Urban Development	$994,303	$994,303	$0	$0	$0	$0	$0	$0
Total Sources of Funding	$1,007,027	$1,007,027	$0	$0	$0	$0	$0	$0
Total Estimated Costs	$1,093,733							
Total Unfunded	$86,706							
Total Est. Annual Operating Impact	$0							

Funding Status: Partial
Actuals: $5,831
Encumbrances: $285

Sources and Estimated Costs by Department

Fire-Rescue

Project Information and Description		Prior Year Budget	Current Budget 2024-25	Future Budget Funding 2025-26	2026-27	2027-28	2028-29	2029-30

40-P-20-0522 Fire Station 2 - Restroom Remodel

40-B17371

Remodeling, renovating, and upgrading of Fire Station 2 located at 1901 North Miami Avenue

District: 2
Status: Active
Phase: Planning

Sanitary Sewer Non-Bond	$155,583	$155,583	$0	$0	$0	$0	$0	$0
Total Sources of Funding	$155,583	$155,583	$0	$0	$0	$0	$0	$0
Total Estimated Costs	$155,583							
Total Unfunded	$0							
Total Est. Annual Operating Impact	$0							

Funding Status: Partial
Actuals: $150,696
Encumbrances: $4,887

40-P-20-0544 Fire Station 4 - Roof Repairs and Exterior Painting - Assessment Only

40-B203211

Perform an assessment to develop scope and cost estimate to address roof water intrusion and exterior painting at Fire Station 4 located at 1105 SW 2 Avenue

District: 2
Status: Active
Phase: Planning

Contribution from General Fund	$13,287	$13,287	$0	$0	$0	$0	$0	$0
Total Sources of Funding	$13,287	$13,287	$0	$0	$0	$0	$0	$0
Total Estimated Costs	$40,000							
Total Unfunded	$26,713							
Total Est. Annual Operating Impact	$0							

Funding Status: Partial
Actuals: $12,088
Encumbrances: $1,199

40-P-20-0766 Fire Station 5 Rebuild

Fire Station 5 re-build / Replacement. The March 2018 Building Program Maintenance Program Facility proposes the fire station rebuild as 27,525 gsf.

District: Citywide
Status: Future Consideration
Phase: Planning

No Funding Allocated	$0	$0	$0	$0	$0	$0	$0	$0
Total Sources of Funding	$0	$0	$0	$0	$0	$0	$0	$0
Total Estimated Costs	$20,000,000							
Total Unfunded	$20,000,000							
Total Est. Annual Operating Impact	$0							

Funding Status: Unfunded
Actuals: $0
Encumbrances: $0

Sources and Estimated Costs by Department

Fire-Rescue

Project Information and Description		Prior Year Budget	Current Budget 2024-25	Future Budget Funding 2025-26	2026-27	2027-28	2028-29	2029-30
40-P-20-0528 Fire Station 6 - Restroom Remodel								
40-B17373								
Remodeling, renovating, and upgrading of Fire Station 6 located at 701 NW 36 Street								
Sanitary Sewer Non-Bond	$155,583	$155,583	$0	$0	$0	$0	$0	$0
Total Sources of Funding	$155,583	$155,583	$0	$0	$0	$0	$0	$0
Total Estimated Costs	$155,583							
Total Unfunded	$0							
Total Est. Annual Operating Impact	$0							

District: 1
Status: Active
Phase: Planning

Funding Status: Partial
Actuals: $150,696
Encumbrances: $4,887

40-P-20-0530 Fire Station 8 - Restroom Remodel								
40-B17375								
Remodeling, renovating, and upgrading of Fire Station 8 located at 2975 Oak Avenue								
Sanitary Sewer Non-Bond	$31,475	$31,475	$0	$0	$0	$0	$0	$0
Total Sources of Funding	$31,475	$31,475	$0	$0	$0	$0	$0	$0
Total Estimated Costs	$150,583							
Total Unfunded	$119,108							
Total Est. Annual Operating Impact	$0							

District: 2
Status: Active
Phase: Planning

Funding Status: Partial
Actuals: $26,588
Encumbrances: $4,887

40-P-20-0618 Fire Station 8 - Roof and Structural Repairs								
40-B203220								
Roof replacement and repair of apparatus floor slab								
Contribution from General Fund	$452,093	$452,093	$0	$0	$0	$0	$0	$0
Total Sources of Funding	$452,093	$452,093	$0	$0	$0	$0	$0	$0
Total Estimated Costs	$704,000							
Total Unfunded	$251,907							
Total Est. Annual Operating Impact	$0							

District: 2
Status: Active
Phase: Administrative Close-Out

Funding Status: Partial
Actuals: $396,640
Encumbrances: $55,453

Sources and Estimated Costs by Department

Fire-Rescue

Project Information and Description	Prior Year Budget	Current Budget 2024-25	Future Budget Funding 2025-26	2026-27	2027-28	2028-29	2029-30

40-P-20-0543 Fire Station 8 - Water Intrusion Roof Assessment

40-B203210

Perform an assessment to develop scope and cost estimate to address roof water intrusion at Fire Station 8 located at 2975 Oak Avenue

District: 2
Status: Active
Phase: Planning

Contribution from General Fund	$10,391	$10,391	$0	$0	$0	$0	$0	$0
Total Sources of Funding	$10,391	$10,391	$0	$0	$0	$0	$0	$0
Total Estimated Costs	$40,000							
Total Unfunded	$29,609							
Total Est. Annual Operating Impact	$0							

Funding Status: Partial
Actuals: $9,493
Encumbrances: $899

40-P-21-0003 Fire Station 9 - Hardening

40-B213209

Retrofit building exterior and key access areas; hardening rooftop HVAC units; electrical upgrades.

District: Citywide
Status: Active
Phase: Planning

Contribution from General Fund	$15,000	$15,000	$0	$0	$0	$0	$0	$0
Department of Housing and Urban Development	$1,307,000	$1,307,000	$0	$0	$0	$0	$0	$0
Total Sources of Funding	$1,322,000	$1,322,000	$0	$0	$0	$0	$0	$0
Total Estimated Costs	$1,437,700							
Total Unfunded	$115,700							
Total Est. Annual Operating Impact	$0							

Funding Status: Partial
Actuals: $7,546
Encumbrances: $1,140

40-P-20-0535 Fire Station No. 1

40-B183207

To procure and re-develop the new Fire Station 1

District: Citywide
Status: Active
Phase: Planning

Sources and Estimated Costs by Department

Fire-Rescue

Project Information and Description		Prior Year Budget	Current Budget 2024-25	Future Budget Funding 2025-26	2026-27	2027-28	2028-29	2029-30
Public Benefit Contribution - FDG Rail Holdings 25	$500,000	$500,000	$0	$0	$0	$0	$0	$0
Total Sources of Funding	$500,000	$500,000	$0	$0	$0	$0	$0	$0
Total Estimated Costs	$500,000							
Total Unfunded	$0							
Total Est. Annual Operating Impact	$0							

Funding Status: Fully Funded
Actuals: $0
Encumbrances: $0

40-P-22-0036 Fire Station no. 4 Roof Replacement, Resealing and Repainting

Roof Replacement, Resealing and Repainting

District: 2
Status: Proposed
Phase: Planning

No Funding Allocated	$0	$0	$0	$0	$0	$0	$0	$0
Total Sources of Funding	$0	$0	$0	$0	$0	$0	$0	$0
Total Estimated Costs	$385,000							
Total Unfunded	$385,000							
Total Est. Annual Operating Impact	$0							

Funding Status: Unfunded
Actuals: $0
Encumbrances: $0

40-P-23-0006 Fire Station No. 8 - Floor Repairs
40-B233207

Fire Station No. 8 - Floor Repairs

District: 2
Status: Active
Phase: Pre-Construction

Contribution from General Fund	$200,000	$200,000	$0	$0	$0	$0	$0	$0
Total Sources of Funding	$200,000	$200,000	$0	$0	$0	$0	$0	$0
Total Estimated Costs	$200,000							
Total Unfunded	$0							
Total Est. Annual Operating Impact	$0							

Funding Status: Fully Funded
Actuals: $3,800
Encumbrances: $194,879

40-P-24-0014 Fire Station#8 Hardening
40-B243209

Fire Station#8 Hardening

District: Citywide
Status: Adopted
Phase: Planning

Sources and Estimated Costs by Department

Fire-Rescue

Project Information and Description		Prior Year Budget	Current Budget 2024-25	Future Budget Funding 2025-26	2026-27	2027-28	2028-29	2029-30
Contribution from General Fund	$20,749	$20,749	$0	$0	$0	$0	$0	$0
Total Sources of Funding	$20,749	$20,749	$0	$0	$0	$0	$0	$0
Total Estimated Costs	$20,749							
Total Unfunded	$0							
Total Est. Annual Operating Impact	$0							

Funding Status: Fully Funded
Actuals: $0
Encumbrances: $0

40-P-20-0631 Fire Training Center - Replacement - Study only

District: Citywide
Status: Future Consideration
Phase: Planning

Perform a study to develop preliminary space needs and cost estimate for the replacement of Fire Training Center.

No Funding Allocated	$0	$0	$0	$0	$0	$0	$0	$0
Total Sources of Funding	$0	$0	$0	$0	$0	$0	$0	$0
Total Estimated Costs	$150,000							
Total Unfunded	$150,000							
Total Est. Annual Operating Impact	$0							

Funding Status: Unfunded
Actuals: $0
Encumbrances: $0

40-P-20-0705 Fire Training Center Replacement

District: Citywide
Status: Future Consideration
Phase: Planning

Demolish and rebuild a Fire Training Center

No Funding Allocated	$0	$0	$0	$0	$0	$0	$0	$0
Total Sources of Funding	$0	$0	$0	$0	$0	$0	$0	$0
Total Estimated Costs	$30,000,000							
Total Unfunded	$30,000,000							
Total Est. Annual Operating Impact	$0							

Funding Status: Unfunded
Actuals: $0
Encumbrances: $0

50-P-21-0015 Fire-Rescue Bunker Gear
40-B223209

District: Citywide
Status: Adopted
Phase: Non-Infrastructure

Fire-Rescue Bunker Gear

Sources and Estimated Costs by Department

Fire-Rescue

Project Information and Description		Prior Year Budget	Current Budget 2024-25	Future Budget Funding 2025-26	2026-27	2027-28	2028-29	2029-30
Contribution from General Fund	$1,700,000	$1,700,000	$0	$0	$0	$0	$0	$0
Total Sources of Funding	$1,700,000	$1,700,000	$0	$0	$0	$0	$0	$0
Total Estimated Costs	$1,700,000							
Total Unfunded	$0							
Total Est. Annual Operating Impact	$0							

Funding Status: Fully Funded
Actuals: $1,700,000
Encumbrances: $0

40-P-20-0651 Floor Replacement at 4 Fire Stations # 5, 6, 12 and 14

District: Citywide
Status: Future Consideration
Phase: Planning

Replace aged interior flooring

No Funding Allocated	$0	$0	$0	$0	$0	$0	$0	$0
Total Sources of Funding	$0	$0	$0	$0	$0	$0	$0	$0
Total Estimated Costs	$77,470							
Total Unfunded	$77,470							
Total Est. Annual Operating Impact	$0							

Funding Status: Unfunded
Actuals: $0
Encumbrances: $0

40-P-20-0547 General Firefighting and EMS Equipment
40-B70106A

District: Citywide
Status: Active
Phase: Planning

Purchase of firefighting and EMS related equipment and gear

American Rescue Plan Act	$1,500,000	$1,500,000	$0	$0	$0	$0	$0	$0
Contribution from General Fund	$992,926	$992,926	$0	$0	$0	$0	$0	$0
Fire Assessment Fee	$98,656	$98,656	$0	$0	$0	$0	$0	$0
Fire Assessment Fee	$231,091	$231,091	$0	$0	$0	$0	$0	$0
Impact Fees - Fire	$5,726,652	$5,226,652	$500,000	$0	$0	$0	$0	$0
State of Florida Dept of Financial Services	$18,146	$18,146	$0	$0	$0	$0	$0	$0
Total Sources of Funding	$8,567,472	$8,067,472	$500,000	$0	$0	$0	$0	$0
Total Estimated Costs	$8,567,472							
Total Unfunded	$0							
Total Est. Annual Operating Impact	$0							

Funding Status: Fully Funded
Actuals: $6,005,466
Encumbrances: $315,461

Sources and Estimated Costs by Department

Fire-Rescue

Project Information and Description		Prior Year Budget	Current Budget 2024-25	Future Budget Funding 2025-26	2026-27	2027-28	2028-29	2029-30

40-P-20-0545 Hazard Mitigation Projects

40-B30505C

Hazard Mitigation Projects as a result of natural disaters as needed throughout the City

District: Citywide
Status: Active
Phase: Planning

Contribution from General Fund	$100,000	$100,000	$0	$0	$0	$0	$0	$0
Total Sources of Funding	$100,000	$100,000	$0	$0	$0	$0	$0	$0
Total Estimated Costs	$500,000							
Total Unfunded	$400,000							
Total Est. Annual Operating Impact	$0							

Funding Status: Partial
Actuals: $70,000
Encumbrances: $0

40-P-20-0537 Health and Wellness Center - Fire Rescue

40-B193208

Health and Wellness Center - Fire Rescue

District: Citywide
Status: Active
Phase: Planning

Impact Fees	$1,529	$1,529	$0	$0	$0	$0	$0	$0
Impact Fees - Fire	$668,225	$668,225	$0	$0	$0	$0	$0	$0
Total Sources of Funding	$669,754	$669,754	$0	$0	$0	$0	$0	$0
Total Estimated Costs	$669,754							
Total Unfunded	$0							
Total Est. Annual Operating Impact	$0							

Funding Status: Fully Funded
Actuals: $656,415
Encumbrances: $0

40-P-20-0539 Key Card System at Fire Stations

40-B203206

Implementation of a key card access system at fire stations citywide

District: Citywide
Status: Active
Phase: Planning

Sources and Estimated Costs by Department

Fire-Rescue

Project Information and Description		Prior Year Budget	Current Budget 2024-25	Future Budget Funding 2025-26	2026-27	2027-28	2028-29	2029-30
Impact Fees - Fire	$935,000	$935,000	$0	$0	$0	$0	$0	$0
Total Sources of Funding	$935,000	$935,000	$0	$0	$0	$0	$0	$0
Total Estimated Costs	$935,000							
Total Unfunded	$0							
Total Est. Annual Operating Impact	$0							

Funding Status: Fully Funded
Actuals: $485,552
Encumbrances: $105,214

40-P-20-0552 New Fire Rescue Apparatus - North and South
40-B72810A
New Fire Rescue Apparatus

District: Citywide
Status: Active
Phase: Planning

Impact Fees	$5,232,207	$5,232,207	$0	$0	$0	$0	$0	$0
Impact Fees - Fire	$2,559,700	$2,559,700	$0	$0	$0	$0	$0	$0
Total Sources of Funding	$7,791,907	$7,791,907	$0	$0	$0	$0	$0	$0
Total Estimated Costs	$7,791,907							
Total Unfunded	$0							
Total Est. Annual Operating Impact	$0							

Funding Status: Fully Funded
Actuals: $7,386,906
Encumbrances: $394,560

40-P-20-0695 New Fire Station Facility
New Fire Station Facility

District: Citywide
Status: Future Consideration
Phase: Planning

No Funding Allocated	$0	$0	$0	$0	$0	$0	$0	$0
Total Sources of Funding	$0	$0	$0	$0	$0	$0	$0	$0
Total Estimated Costs	$100,000,000							
Total Unfunded	$100,000,000							
Total Est. Annual Operating Impact	$0							

Funding Status: Unfunded
Actuals: $0
Encumbrances: $0

Sources and Estimated Costs by Department

Fire-Rescue

Project Information and Description	Prior Year Budget	Current Budget 2024-25	Future Budget Funding 2025-26	2026-27	2027-28	2028-29	2029-30

40-P-20-0650 Parking Lot Resurfacing for 8 Fire Stations #2, 4, 6, 7, 8, 9, 10 and 11

District: Citywide
Status: Future Consideration
Phase: Planning

Resurface existing parking areas.

No Funding Allocated	$0	$0	$0	$0	$0	$0	$0	$0
Total Sources of Funding	$0	$0	$0	$0	$0	$0	$0	$0
Total Estimated Costs	$1,339,385							
Total Unfunded	$1,339,385							
Total Est. Annual Operating Impact	$0							

Funding Status: Unfunded
Actuals: $0
Encumbrances: $0

40-P-20-0658 Pavement/Sink Hole remediation at Fire Station #8

District: Citywide
Status: Future Consideration
Phase: Planning

Perform an assessment to determine cause of floor cracking and potholes in apparatus area. Assessment to include scope of work and cost estimate to address floor cracking.

No Funding Allocated	$0	$0	$0	$0	$0	$0	$0	$0
Total Sources of Funding	$0	$0	$0	$0	$0	$0	$0	$0
Total Estimated Costs	$30,000							
Total Unfunded	$30,000							
Total Est. Annual Operating Impact	$0							

Funding Status: Unfunded
Actuals: $0
Encumbrances: $0

40-P-20-0546 Refurbishing of Existing Apparatus
40-B70105

District: Citywide
Status: Active
Phase: Planning

Refurbishing of Existing Apparatus

Sources and Estimated Costs by Department

Fire-Rescue

Project Information and Description		Prior Year Budget	Current Budget 2024-25	Future Budget Funding 2025-26	2026-27	2027-28	2028-29	2029-30
Contribution from General Fund	$645,122	$645,122	$0	$0	$0	$0	$0	$0
Fire Assessment Fee	$333,005	$333,005	$0	$0	$0	$0	$0	$0
Total Sources of Funding	$978,127	$978,127	$0	$0	$0	$0	$0	$0
Total Estimated Costs	$978,328							
Total Unfunded	$201							
Total Est. Annual Operating Impact	$0							

Funding Status: Partial
Actuals: $954,370
Encumbrances: $18,263

40-P-20-0632 Replacement of Emergency Generator for Communications Tower - Fire Admin. Building

District: Citywide
Status: Future Consideration
Phase: Planning

Replace / upgrade of emergency generator.

No Funding Allocated	$0	$0	$0	$0	$0	$0	$0	$0
Total Sources of Funding	$0	$0	$0	$0	$0	$0	$0	$0
Total Estimated Costs	$123,160							
Total Unfunded	$123,160							
Total Est. Annual Operating Impact	$0							

Funding Status: Unfunded
Actuals: $0
Encumbrances: $0

40-P-23-0026
40-B233105
Reroofing of Building B-3 Communications/GSA and Repairs for Buildings 1,2,3 and 4-Building at Fire Station 3

District: 3
Status: Active
Phase: Dry-Run/Permit

40 Year Recertification, including electrical, structural, and roofing repairs for Buildings 1,2,3 and 4-Building at Fire Station 3

Contribution from General Fund	$2,300,000	$2,300,000	$0	$0	$0	$0	$0	$0
Total Sources of Funding	$2,300,000	$2,300,000	$0	$0	$0	$0	$0	$0
Total Estimated Costs	$2,300,000							
Total Unfunded	$0							
Total Est. Annual Operating Impact	$0							

Funding Status: Fully Funded
Actuals: $21,252
Encumbrances: $6,157

Sources and Estimated Costs by Department

Fire-Rescue

Project Information and Description		Prior Year Budget	Current Budget 2024-25	Future Budget Funding 2025-26	2026-27	2027-28	2028-29	2029-30
40-P-20-0633 Special Operations Command Center and Warehouse - Study								
New Facility. Approximately 26,000 SqFt office/classroom space and 20,000 SqFt Warehouse space								
No Funding Allocated	$0	$0	$0	$0	$0	$0	$0	$0
Total Sources of Funding	$0	$0	$0	$0	$0	$0	$0	$0
Total Estimated Costs	$100,000							
Total Unfunded	$100,000							
Total Est. Annual Operating Impact	$0							

District: Citywide
Status: Future Consideration
Phase: Planning

Funding Status: Unfunded
Actuals: $0
Encumbrances: $0

Totals for Fire-Rescue

Total Sources of Funding	$62,273,967	$59,027,967	$3,246,000	$0	$0	$0	$0	$0
Total Estimated Costs	$264,069,232							
Total Unfunded	$201,795,266							
Total Est. Annual Operating Impact	$0							

Sources and Estimated Costs by Department

General Service Administration

Project Information and Description		Prior Year Budget	Current Budget 2024-25	Future Budget Funding 2025-26	2026-27	2027-28	2028-29	2029-30
40-P-22-0004 Assessment of the MRC Garage								
40-B223124								
Perform a structural visual assessment of the whole parking structure, indicate the locations where structural issues are present, provide repair details and perform structural inspections of repair work.								
Contribution from General Fund	$684,000	$684,000	$0	$0	$0	$0	$0	$0
Total Sources of Funding	$684,000	$684,000	$0	$0	$0	$0	$0	$0
Total Estimated Costs	$688,325							
Total Unfunded	$4,325							
Total Est. Annual Operating Impact	$0							

District: 5
Status: Active
Phase: Administrative Close-Out

Funding Status: Partial
Actuals: $607,712
Encumbrances: $73,504

40-P-23-0005 City Hall 2nd Floor Terrace Repairs								
40-B233102								
Replacement of existing tile on terrace and exterior repairs								
Contribution from General Fund	$693,000	$693,000	$0	$0	$0	$0	$0	$0
Total Sources of Funding	$693,000	$693,000	$0	$0	$0	$0	$0	$0
Total Estimated Costs	$693,000							
Total Unfunded	$0							
Total Est. Annual Operating Impact	$0							

District: 2
Status: Active
Phase: Pre-Construction

Funding Status: Fully Funded
Actuals: $89,712
Encumbrances: $510,465

40-P-20-0289 City Hall and MRC Repairs								
40-B203109								
Repair and maintenance at City Hall and Miami Riverside Center								
Contribution from General Fund	$14,093	$14,093	$0	$0	$0	$0	$0	$0
Total Sources of Funding	$14,093	$14,093	$0	$0	$0	$0	$0	$0
Total Estimated Costs	$14,093							
Total Unfunded	$0							
Total Est. Annual Operating Impact	$0							

District: Citywide
Status: Active
Phase: Annual Capital Refurbishme

Funding Status: Fully Funded
Actuals: $5,767
Encumbrances: $0

Sources and Estimated Costs by Department

General Service Administration

Project Information and Description	Prior Year Budget	Current Budget 2024-25	Future Budget Funding 2025-26	2026-27	2027-28	2028-29	2029-30

40-P-20-0675 City Hall Hardening

District: Citywide
Status: Future Consideration
Phase: Planning

The project requires flood and wind-damage proofing of City Hall, a government hub, and historic structure that is significant to Florida and Aviation history as the Pan American Seaplane Terminal; City Hall's basement has flooded many times over the year

No Funding Allocated	$0	$0	$0	$0	$0	$0	$0	$0
Total Sources of Funding	$0	$0	$0	$0	$0	$0	$0	$0
Total Estimated Costs	$650,000							
Total Unfunded	$650,000							
Total Est. Annual Operating Impact	$0							

Funding Status: Unfunded
Actuals: $0
Encumbrances: $0

40-P-21-0043 City Hall Repairs
40-B70334

District: Citywide
Status: Adopted
Phase: Planning

Miscellaneous repairs at City Hall

Contribution from General Fund	$708,533	$708,533	$0	$0	$0	$0	$0	$0
Contribution from Special Revenue Fund	$33,300	$33,300	$0	$0	$0	$0	$0	$0
Total Sources of Funding	$741,833	$741,833	$0	$0	$0	$0	$0	$0
Total Estimated Costs	$741,833							
Total Unfunded	$0							
Total Est. Annual Operating Impact	$0							

Funding Status: Fully Funded
Actuals: $730,618
Encumbrances: $9,146

40-P-22-0013 City Manager's Office Reconfiguration
40-B223126

District: Citywide
Status: Adopted
Phase: Planning

City Manager's Office Reconfiguration

Sources and Estimated Costs by Department

General Service Administration

Project Information and Description		Prior Year Budget	Current Budget 2024-25	Future Budget Funding 2025-26	2026-27	2027-28	2028-29	2029-30
Contribution from General Fund	$85,000	$85,000	$0	$0	$0	$0	$0	$0
Total Sources of Funding	$85,000	$85,000	$0	$0	$0	$0	$0	$0
Total Estimated Costs	$85,000							
Total Unfunded	$0							
Total Est. Annual Operating Impact	$0							

Funding Status: Fully Funded
Actuals: $9,811
Encumbrances: $0

40-P-20-0293 Citywide Fleet Replacement - Building Vehicles
40-B183118

District: Citywide
Status: Active
Phase: Non-Infrastructure

Replacement of six SUV's for the Building Department

Contribution from General Fund	$2,532,000	$2,532,000	$0	$0	$0	$0	$0	$0
Contribution from Special Revenue Fund	$540,000	$0	$540,000	$0	$0	$0	$0	$0
Total Sources of Funding	$3,072,000	$2,532,000	$540,000	$0	$0	$0	$0	$0
Total Estimated Costs	$3,072,000							
Total Unfunded	$0							
Total Est. Annual Operating Impact	$0							

Funding Status: Fully Funded
Actuals: $1,956,051
Encumbrances: $511,724

40-P-23-0034 Citywide Heavy Fleet Replacement
40-B233106

District: Citywide
Status: Active
Phase: Planning

Citywide Heavy Fleet Replacement

Contribution from General Fund	$5,872,000	$5,872,000	$0	$0	$0	$0	$0	$0
Total Sources of Funding	$5,872,000	$5,872,000	$0	$0	$0	$0	$0	$0
Total Estimated Costs	$5,872,000							
Total Unfunded	$0							
Total Est. Annual Operating Impact	$0							

Funding Status: Fully Funded
Actuals: $455,462
Encumbrances: $5,174,859

Sources and Estimated Costs by Department

General Service Administration

Project Information and Description		Prior Year Budget	Current Budget 2024-25	Future Budget Funding 2025-26	2026-27	2027-28	2028-29	2029-30
60-P-21-0009 Citywide Light and Heavy Fleet Replacement								
40-B223123								
Citywide Light and Heavy Fleet Replacement								
Contribution from General Fund	$4,032,364	$4,032,364	$0	$0	$0	$0	$0	$0
Contribution from Special Revenue Fund	$11,000	$11,000	$0	$0	$0	$0	$0	$0
Total Sources of Funding	$4,043,364	$4,043,364	$0	$0	$0	$0	$0	$0
Total Estimated Costs	$3,955,364							
Total Unfunded	($88,000)							
Total Est. Annual Operating Impact	$0							

District: Citywide
Status: Adopted
Phase: Non-Infrastructure

Funding Status: Fully Funded
Actuals: $1,917,649
Encumbrances: $1,225,543

50-P-23-0005 Citywide Operations Equipment								
40-B243101								
Citywide Operations Equipment								
Contribution from General Fund	$2,000,000	$2,000,000	$0	$0	$0	$0	$0	$0
Total Sources of Funding	$2,000,000	$2,000,000	$0	$0	$0	$0	$0	$0
Total Estimated Costs	$2,000,000							
Total Unfunded	$0							
Total Est. Annual Operating Impact	$0							

District: Citywide
Status: Adopted
Phase: Planning

Funding Status: Fully Funded
Actuals: $19,799
Encumbrances: $62,103

40-P-20-0290 Facility Safety and Fortification Project
40-B203110
Fortification of Facility projects

District: Citywide
Status: Active
Phase: Planning

Sources and Estimated Costs by Department

General Service Administration

Project Information and Description		Prior Year Budget	Current Budget 2024-25	Future Budget Funding 2025-26	2026-27	2027-28	2028-29	2029-30
Impact Fees	$119,633	$119,633	$0	$0	$0	$0	$0	$0
Total Sources of Funding	$119,633	$119,633	$0	$0	$0	$0	$0	$0
Total Estimated Costs	$119,633							
Total Unfunded	$0							
Total Est. Annual Operating Impact	$0							

Funding Status: Partial
Actuals: $20,077
Encumbrances: $0

40-P-20-0681 Flood-Proofing Government Buildings GSA/Miami Riverside Center

District: Citywide
Status: Future Consideration
Phase: Planning

The main Police Building and the Riverside Government Building (444 SW 2nd Avenue) need the installation of waterproofing elements. The areas critical to address in the Riverside building are the first, ninth, and tenth floor glass window areas. This will

No Funding Allocated	$0	$0	$0	$0	$0	$0	$0	$0
Total Sources of Funding	$0	$0	$0	$0	$0	$0	$0	$0
Total Estimated Costs	$7,000,000							
Total Unfunded	$7,000,000							
Total Est. Annual Operating Impact	$0							

Funding Status: Unfunded
Actuals: $0
Encumbrances: $0

40-P-24-0029 General Government Capital Projects
40-B253100

District: Citywide
Status: Proposed
Phase: Planning

Equipment, Fleet, and Enhancements to the City's General Service Departments

Impact Fees - General Government	$950,000	$0	$950,000	$0	$0	$0	$0	$0
Total Sources of Funding	$950,000	$0	$950,000	$0	$0	$0	$0	$0
Total Estimated Costs	$950,000							
Total Unfunded	$0							
Total Est. Annual Operating Impact	$0							

Funding Status: Fully Funded
Actuals: $0
Encumbrances: $0

40-P-20-0285 General Services Administration Expansion
40-B203101

District: 1
Status: Active
Phase: Planning

Expand GSA capital facilities and equipment

Sources and Estimated Costs by Department

General Service Administration

Project Information and Description		Prior Year Budget	Current Budget 2024-25	Future Budget Funding 2025-26	2026-27	2027-28	2028-29	2029-30
Impact Fees	$36,726	$36,726	$0	$0	$0	$0	$0	$0
Impact Fees - General Government	$2,517,000	$1,693,000	$824,000	$0	$0	$0	$0	$0
Total Sources of Funding	$2,553,726	$1,729,726	$824,000	$0	$0	$0	$0	$0
Total Estimated Costs	$1,729,726							
Total Unfunded	($824,000)							
Total Est. Annual Operating Impact	$0							

Funding Status: Fully Funded
Actuals: $20,720
Encumbrances: $1,563,701

40-P-20-0755 GSA Administrative Building New Roof and 40 Year Re-certification

District: Citywide
Status: Future Consideration
Phase: Planning

Roof needs to be replaced at GSA Dept. Administration Building; Facility needs to be recertified.

No Funding Allocated	$0	$0	$0	$0	$0	$0	$0	$0
Total Sources of Funding	$0	$0	$0	$0	$0	$0	$0	$0
Total Estimated Costs	$1,599,003							
Total Unfunded	$1,599,003							
Total Est. Annual Operating Impact	$0							

Funding Status: Unfunded
Actuals: $0
Encumbrances: $0

40-P-20-0696 GSA Fleet Garage Facility - Roof Replacement and 40-Year Certification

District: Citywide
Status: Future Consideration
Phase: Planning

Roof replacement.

No Funding Allocated	$0	$0	$0	$0	$0	$0	$0	$0
Total Sources of Funding	$0	$0	$0	$0	$0	$0	$0	$0
Total Estimated Costs	$1,517,960							
Total Unfunded	$1,517,960							
Total Est. Annual Operating Impact	$0							

Funding Status: Unfunded
Actuals: $0
Encumbrances: $0

Sources and Estimated Costs by Department

General Service Administration

Project Information and Description	Prior Year Budget	Current Budget 2024-25	Future Budget Funding 2025-26	2026-27	2027-28	2028-29	2029-30

40-P-20-0286 GSA Fleet Maintenance Garage Expansion

40-B74205B

Acquisition and installation of a new, additional, vehicle lift, wheel balancing machine and other items that will assist in servicing City's fleet vehicles

District: 1
Status: Active
Phase: Planning

Impact Fees	$250,063	$250,063	$0	$0	$0	$0	$0	$0
Impact Fees	$654,717	$654,717	$0	$0	$0	$0	$0	$0
Total Sources of Funding	$904,780	$904,780	$0	$0	$0	$0	$0	$0
Total Estimated Costs	$904,780							
Total Unfunded	$0							
Total Est. Annual Operating Impact	$0							

Funding Status: Fully Funded
Actuals: $827,474
Encumbrances: $0

40-P-20-0287 GSA Property Maintenance Division Building Repairs

40-B74205D

Citywide GSA Property Maintenance Building Repairs

District: Citywide
Status: Active
Phase: Bidding

Contribution from General Fund	$255,886	$255,886	$0	$0	$0	$0	$0	$0
Total Sources of Funding	$255,886	$255,886	$0	$0	$0	$0	$0	$0
Total Estimated Costs	$255,886							
Total Unfunded	$0							
Total Est. Annual Operating Impact	$0							

Funding Status: Fully Funded
Actuals: $177,598
Encumbrances: $24,999

40-P-20-0283 GSA Restoration of City Hall Vacant Offices

40-B183106

Restore and remodel vacant City Officials' offices in City Hall

District: Citywide
Status: Active
Phase: Construction

Sources and Estimated Costs by Department

General Service Administration

Project Information and Description		Prior Year Budget	Current Budget 2024-25	Future Budget Funding 2025-26	2026-27	2027-28	2028-29	2029-30
Contribution from General Fund	$280,000	$280,000	$0	$0	$0	$0	$0	$0
Total Sources of Funding	$280,000	$280,000	$0	$0	$0	$0	$0	$0
Total Estimated Costs	$280,000							
Total Unfunded	$0							
Total Est. Annual Operating Impact	$0							

Funding Status: Fully Funded
Actuals: $270,244
Encumbrances: $0

40-P-20-0282 GSA Restroom Remodel
40-B173725

District: Citywide
Status: Active
Phase: Construction

Remodel, repair, and maintain of all GSA restroom facilities

Sanitary Sewer Non-Bond	$425,000	$425,000	$0	$0	$0	$0	$0	$0
Total Sources of Funding	$425,000	$425,000	$0	$0	$0	$0	$0	$0
Total Estimated Costs	$425,000							
Total Unfunded	$0							
Total Est. Annual Operating Impact	$0							

Funding Status: Fully Funded
Actuals: $376,605
Encumbrances: $0

50-P-22-0010 Key Storage System
40-B233100

District: Citywide
Status: Adopted
Phase: Planning

System is used to store additional keys for the additional 270 vehicles added to fleet

Impact Fees - General Government	$100,000	$100,000	$0	$0	$0	$0	$0	$0
Total Sources of Funding	$100,000	$100,000	$0	$0	$0	$0	$0	$0
Total Estimated Costs	$100,000							
Total Unfunded	$0							
Total Est. Annual Operating Impact	$0							

Funding Status: Fully Funded
Actuals: $0
Encumbrances: $0

40-P-20-0284 MHZ P25 Trunked Network System
40-B183114

District: 2
Status: Active
Phase: Monitoring

Purchase of an 800 MHz P25 digital trunked simulcast network system for the Police, Fire, and General Services Administration Departments

Sources and Estimated Costs by Department

General Service Administration

Project Information and Description		Prior Year Budget	Current Budget 2024-25	Future Budget Funding 2025-26	2026-27	2027-28	2028-29	2029-30
Contribution from General Fund	$70,000	$70,000	$0	$0	$0	$0	$0	$0
Signature Public Funding Corporation	$12,063,000	$12,063,000	$0	$0	$0	$0	$0	$0
Total Sources of Funding	$12,133,000	$12,133,000	$0	$0	$0	$0	$0	$0
Total Estimated Costs	$12,133,000							
Total Unfunded	$0							
Total Est. Annual Operating Impact	$72,000							

Funding Status: Fully Funded
Actuals: $11,895,154
Encumbrances: $237,846

40-P-23-0045 Miami Comprehensive Plan (Evaluation Appraisal Report(EAR))
40-B233103
Miami Comprehensive Plan (Evaluation Appraisal Report(EAR))

District: Citywide
Status: Active
Phase: Planning

Contribution from General Fund	$250,000	$250,000	$0	$0	$0	$0	$0	$0
Total Sources of Funding	$250,000	$250,000	$0	$0	$0	$0	$0	$0
Total Estimated Costs	$250,000							
Total Unfunded	$0							
Total Est. Annual Operating Impact	$0							

Funding Status: Fully Funded
Actuals: $131,788
Encumbrances: $110,362

40-P-24-0013 MRC Parking Garage 3rd Floor
40-B243105
MRC Parking Garage 3rd Floor

District: Citywide
Status: Adopted
Phase: Planning

Contribution from General Fund	$54,000	$54,000	$0	$0	$0	$0	$0	$0
Total Sources of Funding	$54,000	$54,000	$0	$0	$0	$0	$0	$0
Total Estimated Costs	$54,000							
Total Unfunded	$0							
Total Est. Annual Operating Impact	$0							

Funding Status: Fully Funded
Actuals: $0
Encumbrances: $0

Sources and Estimated Costs by Department

General Service Administration

Project Information and Description	Prior Year Budget	Current Budget 2024-25	Future Budget Funding 2025-26	2026-27	2027-28	2028-29	2029-30

40-P-21-0017 MRC Riverside Walk Lighting

40-B223106

District: Citywide
Status: Active
Phase: Planning

This request is for the replacement/refurbishment of all MRC exterior bollard lighting. Proper lighting is paramount to the safety and security of the premises.

Contribution from General Fund	$26,183	$26,183	$0	$0	$0	$0	$0	$0
Total Sources of Funding	$26,183	$26,183	$0	$0	$0	$0	$0	$0
Total Estimated Costs	$26,183							
Total Unfunded	$0							
Total Est. Annual Operating Impact	$0							

Funding Status: Fully Funded
Actuals: $26,183
Encumbrances: $0

40-P-20-0560 MRC Roof Patch

40-B203117

District: 2
Status: Adopted
Phase: Planning

Roof patch and repairs to Miami Riverside Center

Contribution from General Fund	$250,000	$250,000	$0	$0	$0	$0	$0	$0
Total Sources of Funding	$250,000	$250,000	$0	$0	$0	$0	$0	$0
Total Estimated Costs	$250,000							
Total Unfunded	$0							
Total Est. Annual Operating Impact	$0							

Funding Status: Fully Funded
Actuals: $244,576
Encumbrances: $0

40-P-20-0720 Solid Waste Heavy Machinery Acquisition

40-B183900

District: Citywide
Status: Active
Phase: Planning

Acquisition of heavy machinery vehicles

Sources and Estimated Costs by Department

General Service Administration

Project Information and Description		Prior Year Budget	Current Budget 2024-25	Future Budget Funding 2025-26	2026-27	2027-28	2028-29	2029-30
Contribution from General Fund	$4,120,894	$4,120,894	$0	$0	$0	$0	$0	$0
Impact Fees - General Government	$3,774,000	$3,774,000	$0	$0	$0	$0	$0	$0
Total Sources of Funding	$7,894,894	$7,894,894	$0	$0	$0	$0	$0	$0
Total Estimated Costs	$7,954,894							
Total Unfunded	$60,000							
Total Est. Annual Operating Impact	$0							

Funding Status: Partial
Actuals: $7,332,810
Encumbrances: $544,507

Totals for General Service Administration

Total Sources of Funding	$43,402,392	$41,088,392	$2,314,000	$0	$0	$0	$0	$0
Total Estimated Costs	$53,321,680							
Total Unfunded	$9,919,288							
Total Est. Annual Operating Impact	$72,000							

Sources and Estimated Costs by Department

Housing and Community Development

Project Information and Description		Prior Year Budget	Current Budget 2024-25	Future Budget Funding 2025-26	2026-27	2027-28	2028-29	2029-30
40-P-23-0093 5350 West Flagler Street 40-B243103 *5350 West Flagler Street*						**District:** 4 **Status:** Active **Phase:** Planning		
Miami Forever Bond	$5,145,000	$5,145,000	$0	$0	$0	$0	$0	$0
Total Sources of Funding	$5,145,000	$5,145,000	$0	$0	$0	$0	$0	$0
Total Estimated Costs	$5,145,000							
Total Unfunded	$0					**Funding Status:** Fully Funded *Actuals:* $5,108,708		
Total Est. Annual Operating Impact	$0					*Encumbrances:* $0		
40-P-00-0079 Former Shamrock Gas Station Environmental Remediation Project 40-B40642 *The Former Gas Station is in the groundwater treatment phase. Soil remediation recently occured however groundwater aquifer needs Oxygen Release Compound Injection. Pending.*						**District:** 5 **Status:** Active **Phase:** Monitoring		
Environmental Remediation Loan	$86,627	$86,627	$0	$0	$0	$0	$0	$0
Total Sources of Funding	$86,627	$86,627	$0	$0	$0	$0	$0	$0
Total Estimated Costs	$86,627							
Total Unfunded	$0					**Funding Status:** Fully Funded *Actuals:* $78,252		
Total Est. Annual Operating Impact	$0					*Encumbrances:* $0		
40-P-22-0030 Miami Forever Bond Homeowner Preservation Program Project Management 40-B223127 *Miami Forever Bond Homeowner Preservation Program Project Management*						**District:** Citywide **Status:** Active **Phase:** Construction		
Miami Forever Bond	$200,000	$200,000	$0	$0	$0	$0	$0	$0
Total Sources of Funding	$200,000	$200,000	$0	$0	$0	$0	$0	$0
Total Estimated Costs	$200,000							
Total Unfunded	$0					**Funding Status:** Fully Funded *Actuals:* $54,079		
Total Est. Annual Operating Impact	$0					*Encumbrances:* $0		

Sources and Estimated Costs by Department

Housing and Community Development

Project Information and Description	Prior Year Budget	Current Budget 2024-25	Future Budget Funding 2025-26	2026-27	2027-28	2028-29	2029-30

40-P-00-0078 Remediation of Former Star Gas Station

40-B40605

District: 5

Status: Active

Phase: Monitoring

This vacant lot is a former gas station property owned by the City of Miami. The project previosly remediated the soil at the site; however residual groundwater contamination is remaining. CITP is making preparations to address the groundwater.

Contribution from General Fund	$16,500	$16,500	$0	$0	$0	$0	$0	$0
Total Sources of Funding	$16,500	$16,500	$0	$0	$0	$0	$0	$0
Total Estimated Costs	$56,500							
Total Unfunded	$40,000							
Total Est. Annual Operating Impact	$0							

Funding Status: Partial

Actuals: $8,671

Encumbrances: $0

Totals for Housing and Community Development

Total Sources of Funding	$5,448,127	$5,448,127	$0	$0	$0	$0	$0	$0
Total Estimated Costs	$5,488,127							
Total Unfunded	$40,000							
Total Est. Annual Operating Impact	$0							

Sources and Estimated Costs by Department

Human Services

Project Information and Description	Prior Year Budget	Current Budget 2024-25	Future Budget Funding 2025-26	2026-27	2027-28	2028-29	2029-30
40-P-23-0064 New Vehicles for Human Services - Learning Center (2 Buses)							
40-B243100							
New Vehicles for Human Services - Learning Center (2 Buses)							
Impact Fees - General Government	$91,000	$91,000	$0	$0	$0	$0	$0	$0
Total Sources of Funding	$91,000	$91,000	$0	$0	$0	$0	$0	$0
Total Estimated Costs	$91,000							
Total Unfunded	$0							
Total Est. Annual Operating Impact	$0							

District: Citywide
Status: Adopted
Phase: Planning

Funding Status: Fully Funded
Actuals: $86,616
Encumbrances: $1,986

Totals for Human Services

Total Sources of Funding	$91,000	$91,000	$0	$0	$0	$0	$0	$0
Total Estimated Costs	$91,000							
Total Unfunded	$0							
Total Est. Annual Operating Impact	$0							

Sources and Estimated Costs by Department

Innovation and Technology

Project Information and Description		Prior Year Budget	Current Budget 2024-25	Future Budget Funding 2025-26	2026-27	2027-28	2028-29	2029-30

40-P-20-0568 Audit and Monitoring Services

40-B203125

District: Citywide
Status: Adopted
Phase: Planning

To provide needed redundancy and resilience to ensure availability and continuity services in case of hardware failure, or other incidents that could affect a given component of the solution

Contribution from General Fund	$210,000	$210,000	$0	$0	$0	$0	$0	$0
Total Sources of Funding	$210,000	$210,000	$0	$0	$0	$0	$0	$0
Total Estimated Costs	$210,000							
Total Unfunded	$0							
Total Est. Annual Operating Impact	$0							

Funding Status: Fully Funded
Actuals: $207,046
Encumbrances: $0

40-P-20-0671 Backup for Essential City Mainframe Functions

District: Citywide
Status: Future Consideration
Phase: Planning

The city of Miami currently does not have a backup computer for the mainframe that provides core city services the city on day- to-day basis. Loss of the computer center at the Miami Riverside Center building would affect the city's ability to respond to

No Funding Allocated	$0	$0	$0	$0	$0	$0	$0	$0
Total Sources of Funding	$0	$0	$0	$0	$0	$0	$0	$0
Total Estimated Costs	$1,000,000							
Total Unfunded	$1,000,000							
Total Est. Annual Operating Impact	$0							

Funding Status: Unfunded
Actuals: $0
Encumbrances: $0

40-P-20-0672 Backup for System for City Communications

District: Citywide
Status: Future Consideration
Phase: Planning

Communication is vital for the success of city in responding to and coordinating the efforts of various departments and agencies following a disaster. The city currently does not have sufficient redundancy designed or built into its radio and telecommuni

No Funding Allocated	$0	$0	$0	$0	$0	$0	$0	$0
Total Sources of Funding	$0	$0	$0	$0	$0	$0	$0	$0
Total Estimated Costs	$1,000,000							
Total Unfunded	$1,000,000							
Total Est. Annual Operating Impact	$0							

Funding Status: Unfunded
Actuals: $0
Encumbrances: $0

Sources and Estimated Costs by Department

Innovation and Technology

Project Information and Description		Prior Year Budget	Current Budget 2024-25	Future Budget Funding 2025-26	2026-27	2027-28	2028-29	2029-30
40-P-20-0562	Business Licensing / Public Facing Digital Services							
40-B203119								
To improve and digitize processes related to business startup and licensing								
Impact Fees	$450,000	$450,000	$0	$0	$0	$0	$0	$0
Total Sources of Funding	$450,000	$450,000	$0	$0	$0	$0	$0	$0
Total Estimated Costs	$450,000							
Total Unfunded	$0							
Total Est. Annual Operating Impact	$0							

District: Citywide
Status: Adopted
Phase: Planning

Funding Status: Fully Funded
Actuals: $345,424
Encumbrances: $95,507

20-P-21-0005	Computer Replacement - IT							
40-B223109								
Replacement of Microsoft 7 Computer equipment for IT Department								
Contribution from General Fund	$500,000	$500,000	$0	$0	$0	$0	$0	$0
Contribution from Special Revenue Fund	$514,000	$364,000	$150,000	$0	$0	$0	$0	$0
Total Sources of Funding	$1,014,000	$864,000	$150,000	$0	$0	$0	$0	$0
Total Estimated Costs	$1,014,000							
Total Unfunded	$0							
Total Est. Annual Operating Impact	$0							

District: Citywide
Status: Adopted
Phase: Non-Infrastructure

Funding Status: Fully Funded
Actuals: $499,314
Encumbrances: $0

20-P-21-0004	Cyber Recovery Vault							
40-B223108								
Expand current Enterprise Backup to include Cyber Recovery solution and provide protection for ransomware								

District: Citywide
Status: Adopted
Phase: Non-Infrastructure

Sources and Estimated Costs by Department

Innovation and Technology

Project Information and Description		Prior Year Budget	Current Budget 2024-25	Future Budget Funding 2025-26	2026-27	2027-28	2028-29	2029-30
Contribution from General Fund	$470,000	$470,000	$0	$0	$0	$0	$0	$0
Total Sources of Funding	$470,000	$470,000	$0	$0	$0	$0	$0	$0
Total Estimated Costs	$470,000							
Total Unfunded	$0							
Total Est. Annual Operating Impact	$0							

Funding Status: Fully Funded
Actuals: $382,335
Encumbrances: $0

40-P-20-0567 Cybersecurity - Cloud access Security Broker
40-B203124

District: Citywide
Status: Adopted
Phase: Planning

To provide the necessary security enhancements to protect identities from complex and sophisticated attacks, leverage modern technologies to reduce identity related risks, as well as minimize the potential of incidents of greater magnitude that could seve

Contribution from General Fund	$280,000	$280,000	$0	$0	$0	$0	$0	$0
Total Sources of Funding	$280,000	$280,000	$0	$0	$0	$0	$0	$0
Total Estimated Costs	$280,000							
Total Unfunded	$0							
Total Est. Annual Operating Impact	$0							

Funding Status: Fully Funded
Actuals: $200,424
Encumbrances: $0

40-P-20-0571 Cybersecurity - High Availability Network Security Protection
40-B203128

District: Citywide
Status: Adopted
Phase: Planning

Upgrade end-of-life critical components of the security infrastructure

Contribution from General Fund	$190,000	$190,000	$0	$0	$0	$0	$0	$0
Total Sources of Funding	$190,000	$190,000	$0	$0	$0	$0	$0	$0
Total Estimated Costs	$190,000							
Total Unfunded	$0							
Total Est. Annual Operating Impact	$0							

Funding Status: Fully Funded
Actuals: $6,072
Encumbrances: $183,928

40-P-20-0564 Cybersecurity - Identity Management
40-B203121

District: Citywide
Status: Adopted
Phase: Planning

To provide the necessary security enhancements to protect identities from complex and sophisticated attacks, leverage modern technologies to reduce identity related risks

Sources and Estimated Costs by Department

Innovation and Technology

Project Information and Description		Prior Year Budget	Current Budget 2024-25	Future Budget Funding 2025-26	2026-27	2027-28	2028-29	2029-30
Contribution from General Fund	$150,000	$150,000	$0	$0	$0	$0	$0	$0
Total Sources of Funding	$150,000	$150,000	$0	$0	$0	$0	$0	$0
Total Estimated Costs	$150,000							
Total Unfunded	$0							
Total Est. Annual Operating Impact	$0							

Funding Status: Fully Funded
Actuals: $131,611
Encumbrances: $0

40-P-20-0572 Cybersecurity - Micro Segmentation
40-B203129

District: Citywide
Status: Adopted
Phase: Planning

It will reduce risks of internal malware outbreaks from propagating across systems

Contribution from General Fund	$220,000	$220,000	$0	$0	$0	$0	$0	$0
Total Sources of Funding	$220,000	$220,000	$0	$0	$0	$0	$0	$0
Total Estimated Costs	$220,000							
Total Unfunded	$0							
Total Est. Annual Operating Impact	$0							

Funding Status: Fully Funded
Actuals: $168,778
Encumbrances: $51,222

40-P-20-0570 Cybersecurity - Network Access Control
40-B203127

District: Citywide
Status: Adopted
Phase: Planning

This project will provide real time network visibility; detecting users, devices, operating systems and applications that connect to the city's network

Contribution from General Fund	$225,000	$225,000	$0	$0	$0	$0	$0	$0
Total Sources of Funding	$225,000	$225,000	$0	$0	$0	$0	$0	$0
Total Estimated Costs	$225,000							
Total Unfunded	$0							
Total Est. Annual Operating Impact	$0							

Funding Status: Fully Funded
Actuals: $139,551
Encumbrances: $0

40-P-20-0565 Data Analytics Environment
40-B203122

District: Citywide
Status: Adopted
Phase: Planning

To establish a centralized, cloud-based data store that ingests critical business data from various systems, making it possible to conduct ad hoc analysis, more easily mash-up data from multiple systems, and apply advanced analytics tools

Sources and Estimated Costs by Department

Innovation and Technology

Project Information and Description		Prior Year Budget	Current Budget 2024-25	Future Budget Funding 2025-26	2026-27	2027-28	2028-29	2029-30
Contribution from General Fund	$500,000	$500,000	$0	$0	$0	$0	$0	$0
Total Sources of Funding	$500,000	$500,000	$0	$0	$0	$0	$0	$0
Total Estimated Costs	$500,000							
Total Unfunded	$0							
Total Est. Annual Operating Impact	$0							

Funding Status: Fully Funded
Actuals: $461,951
Encumbrances: $5,640

20-P-21-0012 Enterprise Integration
40-B74617A
Integration of new Enterprise system

District: Citywide
Status: Adopted
Phase: Planning

Contribution from General Fund	$500,000	$500,000	$0	$0	$0	$0	$0	$0
Total Sources of Funding	$500,000	$500,000	$0	$0	$0	$0	$0	$0
Total Estimated Costs	$500,000							
Total Unfunded	$0							
Total Est. Annual Operating Impact	$0							

Funding Status: Fully Funded
Actuals: $499,979
Encumbrances: $0

40-P-20-0566 Geographic Information System Implementation - Phase 1 Roadmap
40-B203123
This projects sets out to fulfill the first set of actions outlined in DoIT's Geospatial Roadmap

District: Citywide
Status: Adopted
Phase: Planning

Contribution from General Fund	$300,000	$300,000	$0	$0	$0	$0	$0	$0
Total Sources of Funding	$300,000	$300,000	$0	$0	$0	$0	$0	$0
Total Estimated Costs	$300,000							
Total Unfunded	$0							
Total Est. Annual Operating Impact	$0							

Funding Status: Fully Funded
Actuals: $65,260
Encumbrances: $90,000

20-P-23-0000 IT Security Assessment
40-B233101
Review the City's information security strategy and security controls to identify vulnerabilities and gaps in process and control based on industry best practices and recommendations.

District: Citywide
Status: Adopted
Phase: Planning

Sources and Estimated Costs by Department

Innovation and Technology

Project Information and Description		Prior Year Budget	Current Budget 2024-25	Future Budget Funding 2025-26	2026-27	2027-28	2028-29	2029-30
Contribution from General Fund	$800,000	$800,000	$0	$0	$0	$0	$0	$0
Total Sources of Funding	$800,000	$800,000	$0	$0	$0	$0	$0	$0
Total Estimated Costs	$800,000							
Total Unfunded	$0							
Total Est. Annual Operating Impact	$0							

Funding Status: Fully Funded
Actuals: $773,645
Encumbrances: $0

20-P-21-0003 Networking Enterprise Backup Expansion
40-B223107

District: Citywide
Status: Adopted
Phase: Non-Infrastructure

Expand the Enterprise Backup Solution to comply with 10-year retention policy

Contribution from General Fund	$158,000	$158,000	$0	$0	$0	$0	$0	$0
Total Sources of Funding	$158,000	$158,000	$0	$0	$0	$0	$0	$0
Total Estimated Costs	$158,000							
Total Unfunded	$0							
Total Est. Annual Operating Impact	$0							

Funding Status: Fully Funded
Actuals: $151,625
Encumbrances: $6,375

40-P-20-0296 Oracle Hardware Refresh
40-B203103

District: Citywide
Status: Active
Phase: Planning

Replacement of hardware to ensure the reliability of the Oracle ERP

Contribution from General Fund	$140,000	$140,000	$0	$0	$0	$0	$0	$0
Total Sources of Funding	$140,000	$140,000	$0	$0	$0	$0	$0	$0
Total Estimated Costs	$140,000							
Total Unfunded	$0							
Total Est. Annual Operating Impact	$0							

Funding Status: Fully Funded
Actuals: $139,500
Encumbrances: $0

40-P-20-0569 Smart Cities Initiative for Economic Impact - Phase I
40-B203126

District: Citywide
Status: Adopted
Phase: Planning

This project will support the rollout of pilot sensor projects in the City, with a specific focus on how internet of things (IoT) devices can provide better intelligence for economic development initiatives. It will support work being done through other p

Sources and Estimated Costs by Department

Innovation and Technology

Project Information and Description		Prior Year Budget	Current Budget 2024-25	Future Budget Funding 2025-26	2026-27	2027-28	2028-29	2029-30
Contribution from General Fund	$750,000	$750,000	$0	$0	$0	$0	$0	$0
Total Sources of Funding	$750,000	$750,000	$0	$0	$0	$0	$0	$0
Total Estimated Costs	$750,000							
Total Unfunded	$0							
Total Est. Annual Operating Impact	$0							

Funding Status: Fully Funded
Actuals: $262,706
Encumbrances: $0

Totals for Innovation and Technology

Total Sources of Funding	$6,357,000	$6,207,000	$150,000	$0	$0	$0	$0	$0
Total Estimated Costs	$8,357,000							
Total Unfunded	$2,000,000							
Total Est. Annual Operating Impact	$0							

Sources and Estimated Costs by Department

Office of Capital Improvements

Project Information and Description		Prior Year Budget	Current Budget 2024-25	Future Budget Funding 2025-26	2026-27	2027-28	2028-29	2029-30
40-P-23-0094 40/50 Year Recertification Grant Program								
40-B243102								
40/50 Year Recertification Grant Program								
Contribution from General Fund	$1,000,000	$1,000,000	$0	$0	$0	$0	$0	$0
Total Sources of Funding	$1,000,000	$1,000,000	$0	$0	$0	$0	$0	$0
Total Estimated Costs	$1,000,000							
Total Unfunded	$0							
Total Est. Annual Operating Impact	$0							

District: Citywide
Status: Adopted
Phase: Planning

Funding Status: Fully Funded
Actuals: $0
Encumbrances: $0

Project Information and Description		Prior Year Budget	Current Budget 2024-25	Future Budget Funding 2025-26	2026-27	2027-28	2028-29	2029-30
40-P-00-0124 Capital Project Management Software Modernization								
40-B70970								
Replace Capital Improvement and Transportation Program Management Software								
Contribution from General Fund	$2,344,668	$2,344,668	$0	$0	$0	$0	$0	$0
Contribution from General Fund-SSL	$953,647	$953,647	$0	$0	$0	$0	$0	$0
Total Sources of Funding	$3,298,316	$3,298,316	$0	$0	$0	$0	$0	$0
Total Estimated Costs	$3,303,112							
Total Unfunded	$4,796							
Total Est. Annual Operating Impact	$302,000							

District: Citywide
Status: Active
Phase: Design

Funding Status: Partial
Actuals: $2,917,932
Encumbrances: $190,144

Project Information and Description		Prior Year Budget	Current Budget 2024-25	Future Budget Funding 2025-26	2026-27	2027-28	2028-29	2029-30
40-P-19-0197 Environmental Compliance Monitoring								
40-B193101								
On-going environmental remediation monitoring at locations throughout the City								

District: Citywide
Status: Active
Phase: Monitoring

Sources and Estimated Costs by Department

Office of Capital Improvements

Project Information and Description		Prior Year Budget	Current Budget 2024-25	Future Budget Funding 2025-26	2026-27	2027-28	2028-29	2029-30
Contribution from General Fund	$560,794	$560,794	$0	$0	$0	$0	$0	$0
Total Sources of Funding	$560,794	$560,794	$0	$0	$0	$0	$0	$0
Total Estimated Costs	$544,475							
Total Unfunded	($16,319)							
Total Est. Annual Operating Impact	$0							

Funding Status: Fully Funded
Actuals: $495,439
Encumbrances: $49,036

40-P-20-0596 Environmental Monitoring Program

District: Citywide
Status: Future Consideration
Phase: Planning

Recurring annual funding to monitor environmental sites as required by DERM.

No Funding Allocated	$0	$0	$0	$0	$0	$0	$0	$0
Total Sources of Funding	$0	$0	$0	$0	$0	$0	$0	$0
Total Estimated Costs	$5,000,000							
Total Unfunded	$5,000,000							
Total Est. Annual Operating Impact	$0							

Funding Status: Unfunded
Actuals: $0
Encumbrances: $0

40-P-00-0044 Environmental Remediation-Citywide
40-B30865G

District: Citywide
Status: Active
Phase: Monitoring

Environmental Remediation Studies includes environmental assessments City-wide at select City of MIami Owned property on an as needed basis. This B-number also funded the remediation of Blanche Park.

Contribution from General Fund	$1,256,714	$1,256,714	$0	$0	$0	$0	$0	$0
Contribution from General Fund-SSL	$423,578	$423,578	$0	$0	$0	$0	$0	$0
Homeland Defense Bond Series 3	$1,702,973	$1,702,973	$0	$0	$0	$0	$0	$0
Homeland Defense Series 2 Interest	$131,517	$131,517	$0	$0	$0	$0	$0	$0
Homeland Defense Series 3 Interest	$353,486	$353,486	$0	$0	$0	$0	$0	$0
Total Sources of Funding	$3,868,268	$3,868,268	$0	$0	$0	$0	$0	$0
Total Estimated Costs	$3,985,453							
Total Unfunded	$117,185							
Total Est. Annual Operating Impact	$0							

Funding Status: Partial
Actuals: $3,749,961
Encumbrances: $112,363

Sources and Estimated Costs by Department

Office of Capital Improvements

Project Information and Description	Prior Year Budget	Current Budget 2024-25	Future Budget Funding 2025-26	2026-27	2027-28	2028-29	2029-30

40-P-20-0613 Historic Beach Park Restoration

District: Citywide
Status: Future Consideration
Phase: Planning

Historic Beach Park Restoration

No Funding Allocated	$0	$0	$0	$0	$0	$0	$0	$0
Total Sources of Funding	$0	$0	$0	$0	$0	$0	$0	$0
Total Estimated Costs	$20,500,000							
Total Unfunded	$20,500,000							
Total Est. Annual Operating Impact	$0							

Funding Status: Unfunded
Actuals: $0
Encumbrances: $0

40-P-20-0634 Northside Underdeck I-395 Baywalk

District: Citywide
Status: Future Consideration
Phase: Planning

Northside Underdeck I-395 Baywalk

No Funding Allocated	$0	$0	$0	$0	$0	$0	$0	$0
Total Sources of Funding	$0	$0	$0	$0	$0	$0	$0	$0
Total Estimated Costs	$3,000,000							
Total Unfunded	$3,000,000							
Total Est. Annual Operating Impact	$0							

Funding Status: Unfunded
Actuals: $0
Encumbrances: $0

40-P-00-0008 OCI Contract Compliance Program Professional Services

District: Citywide
Status: Active
Phase: Planning

40-B30449

Assist with the development of an effective, efficient Workforce Compliance Program that monitors and measures contractor compliance for Local Workforce Participation, Community Small Business Enterprise (CSBE), and Responsible and Davis Bacon Act (DBA) W

Contribution from General Fund	$50,000	$50,000	$0	$0	$0	$0	$0	$0
Total Sources of Funding	$50,000	$50,000	$0	$0	$0	$0	$0	$0
Total Estimated Costs	$50,000							
Total Unfunded	$0							
Total Est. Annual Operating Impact	$0							

Funding Status: Fully Funded
Actuals: $20,505
Encumbrances: $4,625

Sources and Estimated Costs by Department

Office of Capital Improvements

Project Information and Description		Prior Year Budget	Current Budget 2024-25	Future Budget Funding 2025-26	2026-27	2027-28	2028-29	2029-30
40-P-20-0298 Renovation of Dilapidated Structures								
40-B183135								
Renovations of Dilapidated Structures in District 5								
Contribution from General Fund	$1,000,000	$1,000,000	$0	$0	$0	$0	$0	$0
Total Sources of Funding	$1,000,000	$1,000,000	$0	$0	$0	$0	$0	$0
Total Estimated Costs	$1,000,000							
Total Unfunded	$0							
Total Est. Annual Operating Impact	$0							

District: 5
Status: Adopted
Phase: Planning

Funding Status: Fully Funded
Actuals: $453,755
Encumbrances: $514,725

40-P-20-0635 Virginia Key Park - Landfill Redevelopment								
Virginia Key Park (Landfill Redevelopment)								
No Funding Allocated	$0	$0	$0	$0	$0	$0	$0	$0
Total Sources of Funding	$0	$0	$0	$0	$0	$0	$0	$0
Total Estimated Costs	$20,000,000							
Total Unfunded	$20,000,000							
Total Est. Annual Operating Impact	$0							

District: Citywide
Status: Future Consideration
Phase: Planning

Funding Status: Unfunded
Actuals: $0
Encumbrances: $0

40-P-20-0699 Virginia Key Park Trust Museum								
40-B203526								
Planning for new Museum facility.								
Virginia Key Beach Park Trust Contribution	$150,000	$150,000	$0	$0	$0	$0	$0	$0
Total Sources of Funding	$150,000	$150,000	$0	$0	$0	$0	$0	$0
Total Estimated Costs	$600,000							
Total Unfunded	$450,000							
Total Est. Annual Operating Impact	$0							

District: 2
Status: Active
Phase: Planning

Funding Status: Partial
Actuals: $130,000
Encumbrances: $0

Sources and Estimated Costs by Department

Office of Capital Improvements

Project Information and Description	Prior Year Budget	Current Budget 2024-25	Future Budget Funding 2025-26	2026-27	2027-28	2028-29	2029-30
Totals for Office of Capital Improvements							
Total Sources of Funding	$9,927,377	$9,927,377	$0	$0	$0	$0	$0	$0
Total Estimated Costs	$58,983,040							
Total Unfunded	$49,055,663							
Total Est. Annual Operating Impact	$302,000							

Sources and Estimated Costs by Department

Parks and Recreation

Project Information and Description		Prior Year Budget	Current Budget 2024-25	Future Budget Funding 2025-26	2026-27	2027-28	2028-29	2029-30

40-P-22-0007 1320 Mini Park Enhancements

40-B223511

To fund construction design phase of development project at future mini park (SW 13th Avenue and 21st Street) Development to include dog park and outdoor fitness.

District: 3
Status: Active
Phase: Design

Contribution from Special Revenue Fund	$350,000	$350,000	$0	$0	$0	$0	$0	$0
Impact Fees - Parks	$1,050,000	$1,050,000	$0	$0	$0	$0	$0	$0
Total Sources of Funding	$1,400,000	$1,400,000	$0	$0	$0	$0	$0	$0
Total Estimated Costs	$800,000							
Total Unfunded	($600,000)							
Total Est. Annual Operating Impact	$0							

Funding Status: Fully Funded
Actuals: $132,135
Encumbrances: $87,465

40-P-20-0749 40 Year Recertification - Park Sites

40-B203530

40/50 Year Recertification - Park Sites

District: Citywide
Status: Active
Phase: Design

Contribution from General Fund	$2,129,444	$2,129,444	$0	$0	$0	$0	$0	$0
Impact Fees- Parks	$500,000	$0	$500,000	$0	$0	$0	$0	$0
Total Sources of Funding	$2,629,444	$2,129,444	$500,000	$0	$0	$0	$0	$0
Total Estimated Costs	$3,700,000							
Total Unfunded	$1,070,556							
Total Est. Annual Operating Impact	$0							

Funding Status: Partial
Actuals: $263,001
Encumbrances: $1,629,149

40-P-22-0018 40/50 Recertification Improvements at Parks Citywide

40-B223515

To address repairs and improvements identified during 40/50 year recertification process.

District: Citywide
Status: Active
Phase: Construction

Sources and Estimated Costs by Department

Parks and Recreation

Project Information and Description		Prior Year Budget	Current Budget 2024-25	Future Budget Funding 2025-26	2026-27	2027-28	2028-29	2029-30
Contribution from Special Revenue Fund	$425,000	$425,000	$0	$0	$0	$0	$0	$0
Total Sources of Funding	$425,000	$425,000	$0	$0	$0	$0	$0	$0
Total Estimated Costs	$425,000							
Total Unfunded	$0							
Total Est. Annual Operating Impact	$0							

Funding Status: Fully Funded
Actuals: $54,659
Encumbrances: $49,643

40-P-20-0334 Adult Fitness Zone Enhancements
40-B183501

District: Citywide
Status: Active
Phase: Planning

Add new or enhance existing outdoor adult fitness equipment

Contribution from Special Revenue Fund	$100,000	$100,000	$0	$0	$0	$0	$0	$0
Impact Fees - Parks	$500,000	$500,000	$0	$0	$0	$0	$0	$0
Total Sources of Funding	$600,000	$600,000	$0	$0	$0	$0	$0	$0
Total Estimated Costs	$600,000							
Total Unfunded	$0							
Total Est. Annual Operating Impact	$0							

Funding Status: Fully Funded
Actuals: $490,451
Encumbrances: $297

40-P-22-0024 Affordable Housing Development and Park Projects
40-B223401

District: Citywide
Status: Active
Phase: Pre-Construction

Affordable Housing Development and Park Projects

Public Benefit Contribution - Southside Place	$1,900,000	$1,900,000	$0	$0	$0	$0	$0	$0
Total Sources of Funding	$1,900,000	$1,900,000	$0	$0	$0	$0	$0	$0
Total Estimated Costs	$9,000,000							
Total Unfunded	$7,100,000							
Total Est. Annual Operating Impact	$0							

Funding Status: Partial
Actuals: $1,006
Encumbrances: $101,500

Sources and Estimated Costs by Department

Parks and Recreation

Project Information and Description	Prior Year Budget	Current Budget 2024-25	Future Budget Funding 2025-26	2026-27	2027-28	2028-29	2029-30

40-P-20-0670 African Square Park Impact Resistant Windows and Doors Installation

District: Citywide
Status: Future Consideration
Phase: Planning

Replace all windows and doors at park facilities with Impact Resistant Glass. Installation will prevent damage in future storm conditions.

No Funding Allocated	$0	$0	$0	$0	$0	$0	$0	$0
Total Sources of Funding	$0	$0	$0	$0	$0	$0	$0	$0
Total Estimated Costs	$50,000							
Total Unfunded	$50,000							
Total Est. Annual Operating Impact	$0							

Funding Status: Unfunded
Actuals: $0
Encumbrances: $0

40-P-20-0485 African Square Park Restroom Remodel
40-B173717

District: 5
Status: Active
Phase: Planning

40-Year Re-certification of Community Center and ADA up-grade for Restrooms

Sanitary Sewer Non-Bond	$13,919	$13,919	$0	$0	$0	$0	$0	$0
Total Sources of Funding	$13,919	$13,919	$0	$0	$0	$0	$0	$0
Total Estimated Costs	$100,000							
Total Unfunded	$86,081							
Total Est. Annual Operating Impact	$0							

Funding Status: Partial
Actuals: $13,919
Encumbrances: $0

40-P-20-0355 Alice Wainwright - Natural Area Restoration
40-B203510

District: 2
Status: Active
Phase: Design

Design restoration and walkway accessibility plan for Natural Forest Community

Impact Fees - Parks	$500,000	$500,000	$0	$0	$0	$0	$0	$0
Total Sources of Funding	$500,000	$500,000	$0	$0	$0	$0	$0	$0
Total Estimated Costs	$500,000							
Total Unfunded	$0							
Total Est. Annual Operating Impact	$140,000							

Funding Status: Fully Funded
Actuals: $174,330
Encumbrances: $0

Sources and Estimated Costs by Department

Parks and Recreation

Project Information and Description		Prior Year Budget	Current Budget 2024-25	Future Budget Funding 2025-26	2026-27	2027-28	2028-29	2029-30

40-P-18-0175 Alice Wainwright Park Enhancements

40-B183504

District: 2
Status: Active
Phase: Design

Enhancements to improve such areas as parking, access control (gate), walking paths, gazebos and other areas as needed at the park located at 2845 Brickell Ave

Impact Fees - Parks	$750,000	$750,000	$0	$0	$0	$0	$0	$0
Sanitary Sewer Non-Bond	$667,396	$667,396	$0	$0	$0	$0	$0	$0
Total Sources of Funding	$1,417,396	$1,417,396	$0	$0	$0	$0	$0	$0
Total Estimated Costs	$6,428,906							
Total Unfunded	$5,011,510							
Total Est. Annual Operating Impact	$0							

Funding Status: Partial
Actuals: $584,255
Encumbrances: $237,786

40-P-18-0176 Alice Wainwright Park Restroom Remodel

40-B183504S

District: 2
Status: Active
Phase: Design

Restroom remodel related to the improvements at Alice Wainwright Park

Sanitary Sewer Non-Bond	$32,604	$32,604	$0	$0	$0	$0	$0	$0
Total Sources of Funding	$32,604	$32,604	$0	$0	$0	$0	$0	$0
Total Estimated Costs	$405,689							
Total Unfunded	$373,085							
Total Est. Annual Operating Impact	$0							

Funding Status: Partial
Actuals: $32,604
Encumbrances: $0

40-P-00-0061 Alice Wainwright Park Seawall and Baywalk

40-B40454C

District: 2
Status: Active
Phase: Administrative Close-Out

FIND project. Design, and replacement of 1,100 linear feet of existing seawall and new baywalk adjacent to Biscayne Bay. Baywalk amenities include pedestrian lighting, benches, landscaping and trash receptacles.

Sources and Estimated Costs by Department

Parks and Recreation

Project Information and Description		Prior Year Budget	Current Budget 2024-25	Future Budget Funding 2025-26	2026-27	2027-28	2028-29	2029-30
Contribution from General Fund	$1,545,685	$1,545,685	$0	$0	$0	$0	$0	$0
Florida Inland Navigation District	$2,134,861	$2,134,861	$0	$0	$0	$0	$0	$0
Impact Fees	$62,500	$62,500	$0	$0	$0	$0	$0	$0
Miami Forever Bond	$2,650,000	$2,650,000	$0	$0	$0	$0	$0	$0
Total Sources of Funding	$6,393,046	$6,393,046	$0	$0	$0	$0	$0	$0
Total Estimated Costs	$6,395,584							
Total Unfunded	$2,538							
Total Est. Annual Operating Impact	$0							

Funding Status: Partial
Actuals: $6,285,100
Encumbrances: $1,980

40-P-20-0756 Antonio Maceo Park - Main Sewer Line Replacement
40-B213700

District: 1
Status: Active
Phase: Construction

Assess and replace existing sanitary sewer line as current system is constantly clogging and flooding.

Impact Fees - Parks	$120,000	$120,000	$0	$0	$0	$0	$0	$0
Sanitary Sewer Non-Bond	$653,436	$653,436	$0	$0	$0	$0	$0	$0
Total Sources of Funding	$773,436	$773,436	$0	$0	$0	$0	$0	$0
Total Estimated Costs	$754,532							
Total Unfunded	($18,904)							
Total Est. Annual Operating Impact	$0							

Funding Status: Fully Funded
Actuals: $494,436
Encumbrances: $26,317

40-P-20-0761 Antonio Maceo Park ADA Improvements

District: 1
Status: Future Consideration
Phase: Planning

To furnish and install automated doors and push buttons at entrance of facility and at interior men's and women's restrooms to provide access and mobility throughout the facility to those in wheelchairs.

No Funding Allocated	$0	$0	$0	$0	$0	$0	$0	$0
Total Sources of Funding	$0	$0	$0	$0	$0	$0	$0	$0
Total Estimated Costs	$60,000							
Total Unfunded	$60,000							
Total Est. Annual Operating Impact	$0							

Funding Status: Unfunded
Actuals: $0
Encumbrances: $0

Sources and Estimated Costs by Department

Parks and Recreation

Project Information and Description		Prior Year Budget	Current Budget 2024-25	Future Budget Funding 2025-26	2026-27	2027-28	2028-29	2029-30
40-P-17-0142 Antonio Maceo Park Boatramp								
40-B17357								
Renovate Maceo Park Boatramp including the concrete boatramp, sidewalks, parking lot, stationery dock and the floating dock.								
Contribution from General Fund	$259,374	$259,374	$0	$0	$0	$0	$0	$0
Contribution from General Fund-SSL	$92,334	$92,334	$0	$0	$0	$0	$0	$0
Impact Fees	$294	$294	$0	$0	$0	$0	$0	$0
Impact Fees - Parks	$1,251,396	$1,251,396	$0	$0	$0	$0	$0	$0
Miami Forever Bond	$79,929	$79,929	$0	$0	$0	$0	$0	$0
Total Sources of Funding	$1,683,326	$1,683,326	$0	$0	$0	$0	$0	$0
Total Estimated Costs	$1,683,941							
Total Unfunded	$615							
Total Est. Annual Operating Impact	$0							

District: 1
Status: Active
Phase: Construction

Funding Status: Partial
Actuals: $795,387
Encumbrances: $547,638

40-P-23-0036 Antonio Maceo Park Lighting Upgrades								
40-B243506								
Antonio Maceo Park Lighting Upgrades								
Impact Fees - Parks	$100,000	$100,000	$0	$0	$0	$0	$0	$0
Total Sources of Funding	$100,000	$100,000	$0	$0	$0	$0	$0	$0
Total Estimated Costs	$100,000							
Total Unfunded	$0							
Total Est. Annual Operating Impact	$0							

District: 2
Status: Active
Phase: Bidding

Funding Status: Fully Funded
Actuals: $77,694
Encumbrances: $3,502

40-P-17-0164 Antonio Maceo Park New Field Restrooms

40-B173726

Remove existing restroom building and install new Field Restroom Building including Woman's & Men's Restrooms and Storage Room.

District: 1
Status: Active
Phase: Construction

Sources and Estimated Costs by Department

Parks and Recreation

Project Information and Description		Prior Year Budget	Current Budget 2024-25	Future Budget Funding 2025-26	2026-27	2027-28	2028-29	2029-30
Sanitary Sewer Non-Bond	$849,654	$849,654	$0	$0	$0	$0	$0	$0
Total Sources of Funding	$849,654	$849,654	$0	$0	$0	$0	$0	$0
Total Estimated Costs	$849,654							
Total Unfunded	$0							
Total Est. Annual Operating Impact	$0							

Funding Status: Fully Funded
Actuals: $781,672
Encumbrances: $67,808

40-P-19-0209 Armbrister Park Community Center Design
40-B193512

District: 2
Status: Active
Phase: Bidding

Design for a new community center at Armbrister Park - based off of modification of existing West End Community Center Design

Impact Fees - Parks	$624,000	$624,000	$0	$0	$0	$0	$0	$0
Miami Forever Bond	$400,000	$400,000	$0	$0	$0	$0	$0	$0
Total Sources of Funding	$1,024,000	$1,024,000	$0	$0	$0	$0	$0	$0
Total Estimated Costs	$11,771,938							
Total Unfunded	$10,747,938							
Total Est. Annual Operating Impact	$0							

Funding Status: Partial
Actuals: $615,991
Encumbrances: $257,757

40-P-21-0044 Armbrister Park Site Improvements
40-B75816

District: 2
Status: Active
Phase: Administrative Close-Out

Miscellaneous improvements at Armbrister Park

Homeland Defense Bond Series 3	$2,857	$2,857	$0	$0	$0	$0	$0	$0
Impact Fees	$42,143	$42,143	$0	$0	$0	$0	$0	$0
Total Sources of Funding	$45,000	$45,000	$0	$0	$0	$0	$0	$0
Total Estimated Costs	$45,000							
Total Unfunded	$0							
Total Est. Annual Operating Impact	$0							

Funding Status: Fully Funded
Actuals: $43,179
Encumbrances: $1,821

Sources and Estimated Costs by Department

Parks and Recreation

Project Information and Description	Prior Year Budget	Current Budget 2024-25	Future Budget Funding 2025-26	2026-27	2027-28	2028-29	2029-30

40-P-20-0619 Arthur Lamb Jr Road - Signage Designating Bicycle Lanes and Asphalt Resurfacing

District: 2
Status: Future Consideration
Phase: Planning

Mill and resurface pavement and install signage to designate bicycle lanes.

No Funding Allocated	$0	$0	$0	$0	$0	$0	$0	$0
Total Sources of Funding	$0	$0	$0	$0	$0	$0	$0	$0

Total Estimated Costs $400,000
Total Unfunded $400,000
Total Est. Annual Operating Impact $0

Funding Status: Unfunded
Actuals: $0
Encumbrances: $0

40-P-20-0636 Assessment of Resilience Hubs - Tier 1 - 3 Sites

District: Citywide
Status: Future Consideration
Phase: Planning

Assess three park sites for hardening of existing facility to be utilized as resilience hub by the City of Miami for post-storm/hurricane support to City residents. Hardening may include impact resistant windows, additional storage space and emergency po

No Funding Allocated	$0	$0	$0	$0	$0	$0	$0	$0
Total Sources of Funding	$0	$0	$0	$0	$0	$0	$0	$0

Total Estimated Costs $90,000
Total Unfunded $90,000
Total Est. Annual Operating Impact $0

Funding Status: Unfunded
Actuals: $0
Encumbrances: $0

40-P-20-0354 Athalie Range Park - New Recreation Building
40-B203509

District: 5
Status: Active
Phase: Dry-Run/Permit

Design new recreation building and complete general park plan

Impact Fees - Parks	$950,000	$950,000	$0	$0	$0	$0	$0	$0
Total Sources of Funding	$950,000	$950,000	$0	$0	$0	$0	$0	$0

Total Estimated Costs $14,087,813
Total Unfunded $13,137,813
Total Est. Annual Operating Impact $58,000

Funding Status: Partial
Actuals: $470,191
Encumbrances: $290,360

Sources and Estimated Costs by Department

Parks and Recreation

Project Information and Description		Prior Year Budget	Current Budget 2024-25	Future Budget Funding 2025-26	2026-27	2027-28	2028-29	2029-30

40-P-20-0737 Athalie Range Park - Tennis and Basketball Courts Improvements

40-B213505

Improvements to the Tennis and Basketball Courts at Athalie Range Park

District: 5
Status: Active
Phase: Bidding

Contribution from General Fund	$89,294	$89,294	$0	$0	$0	$0	$0	$0
Impact Fees - Parks	$540,101	$540,101	$0	$0	$0	$0	$0	$0
Total Sources of Funding	$629,395	$629,395	$0	$0	$0	$0	$0	$0
Total Estimated Costs	$759,209							
Total Unfunded	$129,814							
Total Est. Annual Operating Impact	$0							

Funding Status: Partial
Actuals: $40,650
Encumbrances: $24,416

40-P-23-0032 Athalie Range Park Athletic Field

40-B243514

Athalie Range Park Athletic Field

District: 5
Status: Active
Phase: Planning

Impact Fees - Parks	$1,150,000	$1,150,000	$0	$0	$0	$0	$0	$0
Total Sources of Funding	$1,150,000	$1,150,000	$0	$0	$0	$0	$0	$0
Total Estimated Costs	$1,150,000							
Total Unfunded	$0							
Total Est. Annual Operating Impact	$0							

Funding Status: Fully Funded
Actuals: $0
Encumbrances: $0

40-P-20-0368 Athalie Range Park Improvements and Enhancements

40-B173518

Improvements and enhancements at Athalie Range Park located at 525 NW 62 Street

District: 5
Status: Active
Phase: Planning

Sources and Estimated Costs by Department

Parks and Recreation

Project Information and Description		Prior Year Budget	Current Budget 2024-25	Future Budget Funding 2025-26	2026-27	2027-28	2028-29	2029-30
Contribution from General Fund	$706	$706	$0	$0	$0	$0	$0	$0
Total Sources of Funding	$706	$706	$0	$0	$0	$0	$0	$0
Total Estimated Costs	$129,500							
Total Unfunded	$128,794							
Total Est. Annual Operating Impact	$0							

Funding Status: Partial
Actuals: $692
Encumbrances: $14

40-P-20-0637 Athalie Range Park New Building - Design

District: 5
Status: Future Consideration
Phase: Planning

To design a new multi-purpose community center to allow for efficient operations and expanded programmng, to include fitness center, computer room, classrooms, welcome desk, etc.

No Funding Allocated	$0	$0	$0	$0	$0	$0	$0	$0
Total Sources of Funding	$0	$0	$0	$0	$0	$0	$0	$0
Total Estimated Costs	$500,000							
Total Unfunded	$500,000							
Total Est. Annual Operating Impact	$0							

Funding Status: Unfunded
Actuals: $0
Encumbrances: $0

40-P-20-0267 Badia Center Facility at Flagami Park
40-B203515

District: 4
Status: Active
Phase: Construction

Renovation and building addition to existing senior center facility. Work to include park restoration and 40/50 Year Recertification.

Sources and Estimated Costs by Department

Parks and Recreation

Project Information and Description		Prior Year Budget	Current Budget 2024-25	Future Budget Funding 2025-26	2026-27	2027-28	2028-29	2029-30
American Rescue Plan Act	$2,470,000	$2,470,000	$0	$0	$0	$0	$0	$0
Contribution from General Fund	$340,000	$340,000	$0	$0	$0	$0	$0	$0
Contribution from General Fund-SSL	$250,000	$250,000	$0	$0	$0	$0	$0	$0
Florida Department of Elder Affairs	$1,700,000	$1,700,000	$0	$0	$0	$0	$0	$0
Impact Fees	$500,000	$500,000	$0	$0	$0	$0	$0	$0
Impact Fees - Parks	$5,630,000	$5,630,000	$0	$0	$0	$0	$0	$0
Miami-Dade County	$800,000	$800,000	$0	$0	$0	$0	$0	$0
Sanitary Sewer Non-Bond	$400,000	$400,000	$0	$0	$0	$0	$0	$0
Total Sources of Funding	$12,090,000	$12,090,000	$0	$0	$0	$0	$0	$0
Total Estimated Costs	$11,883,119							
Total Unfunded	($206,881)							
Total Est. Annual Operating Impact	$0							

Funding Status: Fully Funded
Actuals: $1,523,936
Encumbrances: $9,662,592

40-P-18-0182 Bay of Pigs Memorial Park Improvements

40-B183526

District: 4
Status: Active
Phase: Pre-Construction

Improvements at the Bay of Pigs Park for outdoor recreational exercise equipment, park furnishings, irrigation, landscaping, sodding, drinking fountain, offstreet parking, walkways and paths, pedestrian connectivity, and other various improvements

Contribution from Special Revenue Fund	$9,220	$9,220	$0	$0	$0	$0	$0	$0
Impact Fees	$708,000	$708,000	$0	$0	$0	$0	$0	$0
Impact Fees - Parks	$342,000	$342,000	$0	$0	$0	$0	$0	$0
Miami Forever Bond	$310,000	$310,000	$0	$0	$0	$0	$0	$0
Miami Forever Bond	$175,000	$175,000	$0	$0	$0	$0	$0	$0
Miami Parking Authority	$250,000	$250,000	$0	$0	$0	$0	$0	$0
Miami-Dade County	$100,000	$100,000	$0	$0	$0	$0	$0	$0
Parking Surcharge	$300,000	$300,000	$0	$0	$0	$0	$0	$0
Total Sources of Funding	$2,194,220	$2,194,220	$0	$0	$0	$0	$0	$0
Total Estimated Costs	$2,108,778							
Total Unfunded	($85,442)							
Total Est. Annual Operating Impact	$0							

Funding Status: Fully Funded
Actuals: $2,059,274
Encumbrances: $70,507

Sources and Estimated Costs by Department

Parks and Recreation

Project Information and Description		Prior Year Budget	Current Budget 2024-25	Future Budget Funding 2025-26	2026-27	2027-28	2028-29	2029-30
40-P-23-0022 Bayfront Park and Maurice Ferre Park								
40-B233508								
Bayfront Park and Maurice Ferre Park								
Contribution from Special Revenue Fund	$50,000	$50,000	$0	$0	$0	$0	$0	$0
Total Sources of Funding	$50,000	$50,000	$0	$0	$0	$0	$0	$0
Total Estimated Costs	$50,000							
Total Unfunded	$0							
Total Est. Annual Operating Impact	$0							

District: Citywide
Status: Adopted
Phase: Planning

Funding Status: Fully Funded
Actuals: $0
Encumbrances: $0

Project Information and Description		Prior Year Budget	Current Budget 2024-25	Future Budget Funding 2025-26	2026-27	2027-28	2028-29	2029-30
40-P-23-0085 Bayfront Park Fountain								
40-B233523								
Bayfront Park Fountain								
Miami Forever Bond	$2,833,760	$2,833,760	$0	$0	$0	$0	$0	$0
Total Sources of Funding	$2,833,760	$2,833,760	$0	$0	$0	$0	$0	$0
Total Estimated Costs	$2,833,760							
Total Unfunded	$0							
Total Est. Annual Operating Impact	$0							

District: 2, 3
Status: Adopted
Phase: Planning

Funding Status: Fully Funded
Actuals: $0
Encumbrances: $0

40-P-18-0180 Belafonte Tacolcy Park Improvements

40-B183515

Belafonte Tacolcy Park Improvements including new exterior doors and windows for the 2 buildings.

District: 5
Status: Active
Phase: Design

Sources and Estimated Costs by Department

Parks and Recreation

Project Information and Description		Prior Year Budget	Current Budget 2024-25	Future Budget Funding 2025-26	2026-27	2027-28	2028-29	2029-30
Contribution from General Fund	$204,789	$204,789	$0	$0	$0	$0	$0	$0
Impact Fees - Parks	$250,000	$250,000	$0	$0	$0	$0	$0	$0
Total Sources of Funding	$454,789	$454,789	$0	$0	$0	$0	$0	$0
Total Estimated Costs	$454,789							
Total Unfunded	$0							
Total Est. Annual Operating Impact	$0							

Funding Status: Fully Funded
Actuals: $208,190
Encumbrances: $59,555

40-P-22-0008 Buena Vista Park Building Improvements
40-B223513

District: 5
Status: Adopted
Phase: Design

To fund the rebuild of the existing interior building location.

Contribution from Special Revenue Fund	$200,000	$200,000	$0	$0	$0	$0	$0	$0
Sanitary Sewer Non-Bond	$86,081	$86,081	$0	$0	$0	$0	$0	$0
Total Sources of Funding	$286,081	$286,081	$0	$0	$0	$0	$0	$0
Total Estimated Costs	$500,000							
Total Unfunded	$213,919							
Total Est. Annual Operating Impact	$0							

Funding Status: Partial
Actuals: $11,407
Encumbrances: $43,301

40-P-21-0016 Buena Vista Park Court Reconstruction
40-B223506

District: 5
Status: Active
Phase: Dry-Run/Permit

To fully reconstruct three existing basketball courts

Impact Fees - Parks	$300,000	$300,000	$0	$0	$0	$0	$0	$0
Total Sources of Funding	$300,000	$300,000	$0	$0	$0	$0	$0	$0
Total Estimated Costs	$616,893							
Total Unfunded	$316,893							
Total Est. Annual Operating Impact	$0							

Funding Status: Partial
Actuals: $49,496
Encumbrances: $58,565

Sources and Estimated Costs by Department

Parks and Recreation

Project Information and Description	Prior Year Budget	Current Budget 2024-25	Future Budget Funding 2025-26	2026-27	2027-28	2028-29	2029-30

40-P-20-0673 Buena Vista Park Impact Resistant Windows and Doors Installation

District: 5
Status: Future Consideration
Phase: Planning

Replace all windows and doors at park facilities with Impact Resistant Glass. Installation will prevent damage in future storm conditions. 1 Window, 1 Door

No Funding Allocated	$0	$0	$0	$0	$0	$0	$0	$0
Total Sources of Funding	$0	$0	$0	$0	$0	$0	$0	$0
Total Estimated Costs	$10,000							
Total Unfunded	$10,000							
Total Est. Annual Operating Impact	$0							

Funding Status: Unfunded
Actuals: $0
Encumbrances: $0

40-P-20-0378 Carrie P. Meek Senior Center Enhancements
40-B203516

District: 5
Status: Active
Phase: Planning

Park Enhancements and Improvements

Impact Fees - Parks	$610,000	$610,000	$0	$0	$0	$0	$0	$0
Total Sources of Funding	$610,000	$610,000	$0	$0	$0	$0	$0	$0
Total Estimated Costs	$610,000							
Total Unfunded	$0							
Total Est. Annual Operating Impact	$0							

Funding Status: Fully Funded
Actuals: $408,579
Encumbrances: $9,439

40-P-20-0674 Charles Hadley Building - Elevated Generator

District: 5
Status: Future Consideration
Phase: Planning

Installation of a generator to allow facility to open immediately after a disaster in order to provide public support services such as food distribution, child care, donation collection etc.

No Funding Allocated	$0	$0	$0	$0	$0	$0	$0	$0
Total Sources of Funding	$0	$0	$0	$0	$0	$0	$0	$0
Total Estimated Costs	$175,000							
Total Unfunded	$175,000							
Total Est. Annual Operating Impact	$0							

Funding Status: Unfunded
Actuals: $0
Encumbrances: $0

Sources and Estimated Costs by Department

Parks and Recreation

Project Information and Description		Prior Year Budget	Current Budget 2024-25	Future Budget Funding 2025-26	2026-27	2027-28	2028-29	2029-30

40-P-18-0238 Charles Hadley Park General Plan and Enhancements

40-B183506

Roof replacement for pool building.

District: 5
Status: Active
Phase: Administrative Close-Out

Contribution from General Fund	$200,816	$200,816	$0	$0	$0	$0	$0	$0
Impact Fees	$243,248	$243,248	$0	$0	$0	$0	$0	$0
Impact Fees - Parks	$590,000	$590,000	$0	$0	$0	$0	$0	$0
Total Sources of Funding	$1,034,064	$1,034,064	$0	$0	$0	$0	$0	$0
Total Estimated Costs	$1,034,064							
Total Unfunded	$0							
Total Est. Annual Operating Impact	$0							

Funding Status: Fully Funded
Actuals: $984,154
Encumbrances: $48,862

40-P-21-0015 Charles Hadley Pool Sand Filtration System

40-B223505

Replace, convert, and upgrade existing DE Filters to Fully Automatic Hi-Rate Sand Filter System with Interactive BECSYS 7 Pump Room Controller

District: 5
Status: Active
Phase: Design

Impact Fees - Parks	$200,000	$200,000	$0	$0	$0	$0	$0	$0
Total Sources of Funding	$200,000	$200,000	$0	$0	$0	$0	$0	$0
Total Estimated Costs	$200,000							
Total Unfunded	$0							
Total Est. Annual Operating Impact	$0							

Funding Status: Fully Funded
Actuals: $9,990
Encumbrances: $0

40-P-22-0009 City Cemetery Structural Improvements

40-B223514

Assessment of current structures to be performed. Renovate or replace existing maintenance building to allow for adequate equipment storage, and upgrade outdated restroom facility address numerous complaints from park patrons.

District: 5
Status: Active
Phase: Design

Sources and Estimated Costs by Department

Parks and Recreation

Project Information and Description		Prior Year Budget	Current Budget 2024-25	Future Budget Funding 2025-26	2026-27	2027-28	2028-29	2029-30
Contribution from Special Revenue Fund	$100,000	$100,000	$0	$0	$0	$0	$0	$0
Total Sources of Funding	$100,000	$100,000	$0	$0	$0	$0	$0	$0
Total Estimated Costs	$100,000							
Total Unfunded	$0							
Total Est. Annual Operating Impact	$0							

Funding Status: Fully Funded
Actuals: $41,872
Encumbrances: $33,097

40-P-20-0772 City Cemetery Support Building

District: 5
Status: Future Consideration
Phase: Planning

Renovate existing building to provide access to the public to historical records, site map, look-up of burial records, and educational programming. ADA improvements to be considered.

No Funding Allocated	$0	$0	$0	$0	$0	$0	$0	$0
Total Sources of Funding	$0	$0	$0	$0	$0	$0	$0	$0
Total Estimated Costs	$561,936							
Total Unfunded	$561,936							
Total Est. Annual Operating Impact	$0							

Funding Status: Unfunded
Actuals: $0
Encumbrances: $0

40-P-23-0033 City Hall Incorporation Monument
40-B243515

District: Citywide
Status: Adopted
Phase: Planning

City Hall Incorporation Monument

Impact Fees - Parks	$200,000	$200,000	$0	$0	$0	$0	$0	$0
Total Sources of Funding	$200,000	$200,000	$0	$0	$0	$0	$0	$0
Total Estimated Costs	$200,000							
Total Unfunded	$0							
Total Est. Annual Operating Impact	$0							

Funding Status: Fully Funded
Actuals: $0
Encumbrances: $0

40-P-24-0019 Citywide Park ADA Improvements
40-B243520

District: Citywide
Status: Adopted
Phase: Planning

Citywide Park ADA Improvements

Sources and Estimated Costs by Department

Parks and Recreation

Project Information and Description		Prior Year Budget	Current Budget 2024-25	Future Budget Funding 2025-26	2026-27	2027-28	2028-29	2029-30
Contribution from Special Revenue Fund	$200,000	$200,000	$0	$0	$0	$0	$0	$0
Total Sources of Funding	$200,000	$200,000	$0	$0	$0	$0	$0	$0
Total Estimated Costs	$200,000							
Total Unfunded	$0							
Total Est. Annual Operating Impact	$0							

Funding Status: Fully Funded
Actuals: $0
Encumbrances: $0

40-P-24-0020 Citywide Park Court Resurfacing
40-B243522

District: Citywide
Status: Adopted
Phase: Planning

Resurface existing damaged sports courts. The following park locations have been identified as priorities: Lummus (by horse stables), Legion, African Square, and Lemon City Parks, and Moore Tennis Center.

Contribution from Special Revenue Fund	$150,000	$150,000	$0	$0	$0	$0	$0	$0
Total Sources of Funding	$150,000	$150,000	$0	$0	$0	$0	$0	$0
Total Estimated Costs	$400,000							
Total Unfunded	$250,000							
Total Est. Annual Operating Impact	$0							

Funding Status: Partial
Actuals: $0
Encumbrances: $0

40-P-24-0043 Citywide Park Equipment & Site Improvements
40-B253505

District: Citywide
Status: Proposed
Phase: Planning

Improvements of Park Sites and Park Equipment Citywide

Impact Fees - Parks	$150,000	$0	$150,000	$0	$0	$0	$0	$0
Total Sources of Funding	$150,000	$0	$150,000	$0	$0	$0	$0	$0
Total Estimated Costs	$150,000							
Total Unfunded	$0							
Total Est. Annual Operating Impact	$0							

Funding Status: Fully Funded
Actuals: $0
Encumbrances: $0

40-P-20-0381 Citywide Park Equipment and Site Improvements
40-B30541D

District: Citywide
Status: Active
Phase: Planning

Purchase and installation park systems, equipment and furniture for several parks throughout the City. The funding will also be utilized for other miscellaneous improvements to City parks.

Sources and Estimated Costs by Department

Parks and Recreation

Project Information and Description		Prior Year Budget	Current Budget 2024-25	Future Budget Funding 2025-26	2026-27	2027-28	2028-29	2029-30
American Rescue Plan Act	$2,000,000	$2,000,000	$0	$0	$0	$0	$0	$0
Contribution from General Fund	$150,000	$150,000	$0	$0	$0	$0	$0	$0
Contribution from General Fund-SSL	$63	$63	$0	$0	$0	$0	$0	$0
Contribution from Special Revenue Fund	$250,000	$250,000	$0	$0	$0	$0	$0	$0
Homeland Defense Bond Series 3	$30,937	$30,937	$0	$0	$0	$0	$0	$0
Impact Fees	$2,076,439	$2,076,439	$0	$0	$0	$0	$0	$0
Impact Fees - Parks	$1,087,456	$1,087,456	$0	$0	$0	$0	$0	$0
Total Sources of Funding	$5,594,895	$5,594,895	$0	$0	$0	$0	$0	$0
Total Estimated Costs	$5,344,895							
Total Unfunded	($250,000)							
Total Est. Annual Operating Impact	$0							

Funding Status: Fully Funded
Actuals: $3,370,955
Encumbrances: ($68,129)

40-P-20-0328 Citywide Park Facility AC Replacement
40-B173524

District: Citywide
Status: Active
Phase: Construction

Replacement of air conditioning units which are longer functioning at capacity at various Citywide parks

Contribution from General Fund	$1,028,854	$1,028,854	$0	$0	$0	$0	$0	$0
Contribution from Special Revenue Fund	$200,000	$200,000	$0	$0	$0	$0	$0	$0
Total Sources of Funding	$1,228,854	$1,228,854	$0	$0	$0	$0	$0	$0
Total Estimated Costs	$1,028,854							
Total Unfunded	($200,000)							
Total Est. Annual Operating Impact	$0							

Funding Status: Fully Funded
Actuals: $963,526
Encumbrances: $65,234

40-P-20-0369 Citywide Park Facility Roof Repair
40-B173525

District: Citywide
Status: Active
Phase: Construction

Repairs and maintenance of deteriorated roofs at various Citywide parks

Sources and Estimated Costs by Department

Parks and Recreation

Project Information and Description		Prior Year Budget	Current Budget 2024-25	Future Budget Funding 2025-26	2026-27	2027-28	2028-29	2029-30
Contribution from General Fund	$171,000	$171,000	$0	$0	$0	$0	$0	$0
Contribution from Special Revenue Fund	$175,000	$175,000	$0	$0	$0	$0	$0	$0
Total Sources of Funding	$346,000	$346,000	$0	$0	$0	$0	$0	$0
Total Estimated Costs	$196,000							
Total Unfunded	($150,000)							
Total Est. Annual Operating Impact	$0							

Funding Status: Fully Funded
Actuals: $195,911
Encumbrances: $0

40-P-20-0788 Citywide Park General Plans

District: Citywide
Status: Future Consideration
Phase: Planning

General Site Plans needed to facilitate redesign and updates to various park locations - Kinloch Park, Juan Pablo Duarte Park, Margaret Pace, Peacock Park, Esther Mae Armbrister Park, and Shenandoah Park.

No Funding Allocated	$0	$0	$0	$0	$0	$0	$0	$0
Total Sources of Funding	$0	$0	$0	$0	$0	$0	$0	$0
Total Estimated Costs	$327,000							
Total Unfunded	$327,000							
Total Est. Annual Operating Impact	$0							

Funding Status: Unfunded
Actuals: $0
Encumbrances: $0

40-P-20-0333 Citywide Park Restroom Remodel
40-B173722

District: 1
Status: Active
Phase: Construction

Remodel, repair, and maintain restrooms at City parks

Sanitary Sewer Non-Bond	$598,768	$598,768	$0	$0	$0	$0	$0	$0
Total Sources of Funding	$598,768	$598,768	$0	$0	$0	$0	$0	$0
Total Estimated Costs	$2,071,350							
Total Unfunded	$1,472,582							
Total Est. Annual Operating Impact	$0							

Funding Status: Partial
Actuals: $542,482
Encumbrances: $39,820

Sources and Estimated Costs by Department

Parks and Recreation

Project Information and Description		Prior Year Budget	Current Budget 2024-25	Future Budget Funding 2025-26	2026-27	2027-28	2028-29	2029-30

40-P-20-0323 Citywide Park Safety Enhancements

40-B17350

Citywide Park Safety Enhancements

District: Citywide
Status: Active
Phase: Planning

Impact Fees - Parks	$2,009,352	$2,009,352	$0	$0	$0	$0	$0	$0
Total Sources of Funding	$2,009,352	$2,009,352	$0	$0	$0	$0	$0	$0
Total Estimated Costs	$2,009,352							
Total Unfunded	$0							
Total Est. Annual Operating Impact	$0							

Funding Status: Fully Funded
Actuals: $1,457,985
Encumbrances: $259,348

40-P-19-0205 Citywide Parks Access and Mobility Renovations

40-B193508

Renovate and improve park access and mobility within 24 parks throughout the city, as outlined in the Bond Tranche 1 back up documentation.

District: Citywide
Status: Active
Phase: Administrative Close-Out

Miami Forever Bond	$2,212,000	$2,212,000	$0	$0	$0	$0	$0	$0
Total Sources of Funding	$2,212,000	$2,212,000	$0	$0	$0	$0	$0	$0
Total Estimated Costs	$2,212,000							
Total Unfunded	$0							
Total Est. Annual Operating Impact	$0							

Funding Status: Fully Funded
Actuals: $2,191,637
Encumbrances: $0

40-P-19-0206 Citywide Parks Playground Renovations

40-B193509

Renovate, replace, and improve park playgrounds within 7 parks throughout the city, as outlined in the Bond Tranche 1 back up documentation.

District: Citywide
Status: Active
Phase: Administrative Close-Out

Miami Forever Bond	$2,788,200	$2,788,200	$0	$0	$0	$0	$0	$0
Total Sources of Funding	$2,788,200	$2,788,200	$0	$0	$0	$0	$0	$0
Total Estimated Costs	$2,788,200							
Total Unfunded	$0							
Total Est. Annual Operating Impact	$0							

Funding Status: Fully Funded
Actuals: $2,755,314
Encumbrances: $0

Sources and Estimated Costs by Department

Parks and Recreation

Project Information and Description	Prior Year Budget	Current Budget 2024-25	Future Budget Funding 2025-26	2026-27	2027-28	2028-29	2029-30

40-P-20-0356 Citywide Parks Repair and Replacement

40-B203511

Citywide repair and replacement projects to include awning replacements, indoor fitness equipment, computer equipment, outdoor site furnishings, indoor office furniture, and pool pumps.

District: Citywide
Status: Active
Phase: Construction

Contribution from General Fund	$339,439	$339,439	$0	$0	$0	$0	$0	$0
Total Sources of Funding	$339,439	$339,439	$0	$0	$0	$0	$0	$0
Total Estimated Costs	$500,000							
Total Unfunded	$160,561							
Total Est. Annual Operating Impact	$0							

Funding Status: Partial
Actuals: $339,439
Encumbrances: $0

40-P-20-0379 Citywide Parks Repair, Replacement and Improvements

40-B203522

Park Enhancements and Improvements

District: Citywide
Status: Active
Phase: Construction

Contribution from General Fund	$155,960	$155,960	$0	$0	$0	$0	$0	$0
Total Sources of Funding	$155,960	$155,960	$0	$0	$0	$0	$0	$0
Total Estimated Costs	$160,000							
Total Unfunded	$4,040							
Total Est. Annual Operating Impact	$0							

Funding Status: Partial
Actuals: $153,500
Encumbrances: $0

40-P-19-0207 City-wide Parks Roofing Reconstruction

40-B193510

Renovate and/or re-roof buildings within 10 parks throughout the city, as outlined in the Bond Tranche 1 back up documentation.

District: Citywide
Status: Active
Phase: Administrative Close-Out

Miami Forever Bond	$655,400	$655,400	$0	$0	$0	$0	$0	$0
Total Sources of Funding	$655,400	$655,400	$0	$0	$0	$0	$0	$0
Total Estimated Costs	$655,400							
Total Unfunded	$0							
Total Est. Annual Operating Impact	$0							

Funding Status: Fully Funded
Actuals: $647,855
Encumbrances: $0

Sources and Estimated Costs by Department

Parks and Recreation

Project Information and Description	Prior Year Budget	Current Budget 2024-25	Future Budget Funding 2025-26	2026-27	2027-28	2028-29	2029-30

40-P-20-0331 Citywide Parks Wayfinding

40-B17355

Design, purchase, and installation of standardized wayfinding and signage at Citywide parks

District: Citywide
Status: Active
Phase: Design

Impact Fees - Parks	$500,000	$500,000	$0	$0	$0	$0	$0	$0
Total Sources of Funding	$500,000	$500,000	$0	$0	$0	$0	$0	$0
Total Estimated Costs	$500,000							
Total Unfunded	$0							
Total Est. Annual Operating Impact	$0							

Funding Status: Fully Funded
Actuals: $95,024
Encumbrances: $2,500

40-P-20-0771 Citywide PIP Repair and Replacement

Repair and/or replace existing damaged Pour-In-Place surface at various park playgrounds to address safety concerns and extend the life of existing playgrounds.

District: Citywide
Status: Future Consideration
Phase: Planning

No Funding Allocated	$0	$0	$0	$0	$0	$0	$0	$0
Total Sources of Funding	$0	$0	$0	$0	$0	$0	$0	$0
Total Estimated Costs	$150,000							
Total Unfunded	$150,000							
Total Est. Annual Operating Impact	$0							

Funding Status: Unfunded
Actuals: $0
Encumbrances: $0

40-P-20-0326 Citywide Playground Enhancements

40-B17352

Replacement of playgrounds and shade structures at various Citywide parks

District: Citywide
Status: Active
Phase: Construction

Sources and Estimated Costs by Department

Parks and Recreation

Project Information and Description		Prior Year Budget	Current Budget 2024-25	Future Budget Funding 2025-26	2026-27	2027-28	2028-29	2029-30
Contribution from General Fund	$760,177	$760,177	$0	$0	$0	$0	$0	$0
Impact Fees	$13,401	$13,401	$0	$0	$0	$0	$0	$0
Impact Fees - Parks	$1,505,000	$1,505,000	$0	$0	$0	$0	$0	$0
Total Sources of Funding	$2,278,577	$2,278,577	$0	$0	$0	$0	$0	$0
Total Estimated Costs	$2,273,754							
Total Unfunded	($4,823)							
Total Est. Annual Operating Impact	$0							

Funding Status: Fully Funded
Actuals: $2,061,048
Encumbrances: $39,551

40-P-20-0327 Citywide Playground Replacement
40-B173523

District: Citywide
Status: Active
Phase: Administrative Close-Out

Replacement and maintenance of playground equipment at City parks

Contribution from General Fund	$129,428	$129,428	$0	$0	$0	$0	$0	$0
Total Sources of Funding	$129,428	$129,428	$0	$0	$0	$0	$0	$0
Total Estimated Costs	$146,732							
Total Unfunded	$17,304							
Total Est. Annual Operating Impact	$0							

Funding Status: Partial
Actuals: $127,028
Encumbrances: $2,400

40-P-20-0337 Citywide Pool Structural Improvements
40-B183512

District: Citywide
Status: Active
Phase: Planning

Structural improvements needed at pool facilities at various Citywide parks

Contribution from General Fund	$6,139	$6,139	$0	$0	$0	$0	$0	$0
Total Sources of Funding	$6,139	$6,139	$0	$0	$0	$0	$0	$0
Total Estimated Costs	$279,839							
Total Unfunded	$273,700							
Total Est. Annual Operating Impact	$0							

Funding Status: Partial
Actuals: $6,139
Encumbrances: $0

Sources and Estimated Costs by Department

Parks and Recreation

Project Information and Description		Prior Year Budget	Current Budget 2024-25	Future Budget Funding 2025-26	2026-27	2027-28	2028-29	2029-30

40-P-21-0032 College Football Entities Projects at Moore Park

40-B213513

College Football Entities project at Moore Park

District: 5
Status: Active
Phase: Construction

Contribution from General Fund	$500,000	$500,000	$0	$0	$0	$0	$0	$0
Impact Fees - Parks	$250,000	$250,000	$0	$0	$0	$0	$0	$0
Total Sources of Funding	$750,000	$750,000	$0	$0	$0	$0	$0	$0
Total Estimated Costs	$750,000							
Total Unfunded	$0							
Total Est. Annual Operating Impact	$0							

Funding Status: Fully Funded
Actuals: $0
Encumbrances: $750,000

40-P-20-0620 Commodore Trail Master Plan and Improvements

40-B213603

Commodore Trail Master Plan and Improvements

District: Citywide
Status: Active
Phase: Planning

Contribution from Special Revenue Fund	$141,788	$141,788	$0	$0	$0	$0	$0	$0
Miami-Dade County Transportation and Public Works	$1,300,000	$1,300,000	$0	$0	$0	$0	$0	$0
Total Sources of Funding	$1,441,788	$1,441,788	$0	$0	$0	$0	$0	$0
Total Estimated Costs	$2,000,000							
Total Unfunded	$558,212							
Total Est. Annual Operating Impact	$0							

Funding Status: Partial
Actuals: $486,241
Encumbrances: $107,371

40-P-23-0012 Construction Management at Risk (CMAR) Services for West End Park

40-B183505A

Construction Management at Risk (CMAR) Services for West End Park

District: 4
Status: Active
Phase: Pre-Construction

Sources and Estimated Costs by Department

Parks and Recreation

Project Information and Description		Prior Year Budget	Current Budget 2024-25	Future Budget Funding 2025-26	2026-27	2027-28	2028-29	2029-30
Miami Forever Bond	$6,000,000	$6,000,000	$0	$0	$0	$0	$0	$0
Total Sources of Funding	$6,000,000	$6,000,000	$0	$0	$0	$0	$0	$0
Total Estimated Costs	$6,000,000							
Total Unfunded	$0							
Total Est. Annual Operating Impact	$0							

Funding Status: Fully Funded
Actuals: $856
Encumbrances: $5,999,144

40-P-19-0211 Coral Way Park Expansion and Enhancements
40-B193514

District: 3
Status: Active
Phase: Construction

Expansion of the playground for children 2-5, water fountain, new rubber playground surface shading new concrete wall, additional landscape and benches.

Miami Forever Bond	$925,000	$925,000	$0	$0	$0	$0	$0	$0
Public Benefit Contribution - Southside Place	$1,900,000	$1,900,000	$0	$0	$0	$0	$0	$0
Total Sources of Funding	$2,825,000	$2,825,000	$0	$0	$0	$0	$0	$0
Total Estimated Costs	$2,825,000							
Total Unfunded	$0							
Total Est. Annual Operating Impact	$0							

Funding Status: Fully Funded
Actuals: $415,805
Encumbrances: $1,481,934

40-P-20-0461 Crystal View Court Seawall Replacement - Phase I
40-B203602

District: 2
Status: Adopted
Phase: Planning

Replacement of end of street seawall

Contribution from Special Revenue Fund	$27,000	$27,000	$0	$0	$0	$0	$0	$0
Total Sources of Funding	$27,000	$27,000	$0	$0	$0	$0	$0	$0
Total Estimated Costs	$27,000							
Total Unfunded	$0							
Total Est. Annual Operating Impact	$0							

Funding Status: Fully Funded
Actuals: $0
Encumbrances: $0

Sources and Estimated Costs by Department

Parks and Recreation

Project Information and Description	Prior Year Budget	Current Budget 2024-25	Future Budget Funding 2025-26	2026-27	2027-28	2028-29	2029-30

40-P-24-0027 Cuban Memorial Boulevard - Public Art Monument

40-B243609

Cuban Memorial Boulevard - Public Art Monument

District: 3
Status: Adopted
Phase: Planning

Contribution from General Fund	$250,000	$250,000	$0	$0	$0	$0	$0	$0
Total Sources of Funding	$250,000	$250,000	$0	$0	$0	$0	$0	$0
Total Estimated Costs	$250,000							
Total Unfunded	$0							
Total Est. Annual Operating Impact	$0							

Funding Status: Fully Funded
Actuals: $0
Encumbrances: $0

40-P-22-0001 Cuban Memorial Boulevard Park Improvements and Enhancements

40-B223519

Refurbishment and upgrades of multiple monuments/site furnishings including general contractor's SOW (concrete paving, refinish walls, repair stucco, etc.), artwork restoration, &site furnishings such as concrete benches with art.

District: 3
Status: Active
Phase: Dry-Run/Permit

Contribution from General Fund	$434,165	$434,165	$0	$0	$0	$0	$0	$0
Impact Fees - Parks	$500,000	$500,000	$0	$0	$0	$0	$0	$0
Total Sources of Funding	$934,165	$934,165	$0	$0	$0	$0	$0	$0
Total Estimated Costs	$634,165							
Total Unfunded	($300,000)							
Total Est. Annual Operating Impact	$0							

Funding Status: Fully Funded
Actuals: $185,775
Encumbrances: $421,846

40-P-19-0208 Curtis Park Community Center Design

40-B193511

Design for a new community center at Curtis Park - based off of modification of existing West End Community Center Design

District: 1
Status: Active
Phase: Bidding

Sources and Estimated Costs by Department

Parks and Recreation

Project Information and Description		Prior Year Budget	Current Budget 2024-25	Future Budget Funding 2025-26	2026-27	2027-28	2028-29	2029-30
American Rescue Plan Act	$700,000	$700,000	$0	$0	$0	$0	$0	$0
Impact Fees - Parks	$782,000	$782,000	$0	$0	$0	$0	$0	$0
Miami Forever Bond	$400,000	$400,000	$0	$0	$0	$0	$0	$0
Total Sources of Funding	$1,882,000	$1,882,000	$0	$0	$0	$0	$0	$0
Total Estimated Costs	$15,789,049							
Total Unfunded	$13,907,049							
Total Est. Annual Operating Impact	$0							

Funding Status: Partial
Actuals: $723,369
Encumbrances: $234,381

40-P-00-0251 Curtis Park Environmental Remediation Project

40-B40610

District: 1
Status: Active
Phase: Administrative Close-Out

The project scope consists of c ontaminated soil remediation via a combination of removal and replacement of clean fill in some areas; and protective covering as engineering control in other areas. Project will consist of Park improvements. The full sca

Contribution from General Fund	$2,414,707	$2,414,707	$0	$0	$0	$0	$0	$0
Environmental Remediation Loan	$4,447,593	$4,447,593	$0	$0	$0	$0	$0	$0
Total Sources of Funding	$6,862,300	$6,862,300	$0	$0	$0	$0	$0	$0
Total Estimated Costs	$6,858,064							
Total Unfunded	($4,236)							
Total Est. Annual Operating Impact	$0							

Funding Status: Fully Funded
Actuals: $6,845,854
Encumbrances: $12,211

40-P-00-0052 Curtis Park New Pool Facility and Boat Ramp Improvement

40-B35806

District: 1
Status: Active
Phase: Final Completion

PROJECT A - POOL (B-35806 & B-35806S)1. Replace the swimming pool facility. The proposed pool facility will include the following. a) 50' x 50' swimming pool with a maximum depth of 4 feet b) Pool Bath House that contains showers, toilet st

Sources and Estimated Costs by Department

Parks and Recreation

Project Information and Description		Prior Year Budget	Current Budget 2024-25	Future Budget Funding 2025-26	2026-27	2027-28	2028-29	2029-30
Contribution from General Fund	$1,881,313	$1,881,313	$0	$0	$0	$0	$0	$0
Contribution from General Fund-SSL	$482,360	$482,360	$0	$0	$0	$0	$0	$0
Florida Inland Navigation District	$190,050	$190,050	$0	$0	$0	$0	$0	$0
Homeland Defense Bond	$2,768	$2,768	$0	$0	$0	$0	$0	$0
Homeland Defense Bond Series 2	$85,683	$85,683	$0	$0	$0	$0	$0	$0
Homeland Defense Bond Series 3	$260,475	$260,475	$0	$0	$0	$0	$0	$0
Impact Fees	$9,295	$9,295	$0	$0	$0	$0	$0	$0
Impact Fees	$2,844,680	$2,844,680	$0	$0	$0	$0	$0	$0
Sunshine State Government Financing Commission Loan #2	$132,620	$132,620	$0	$0	$0	$0	$0	$0
Total Sources of Funding	$5,889,245	$5,889,245	$0	$0	$0	$0	$0	$0
Total Estimated Costs	$5,889,245							
Total Unfunded	$0							
Total Est. Annual Operating Impact	$0							

Funding Status: Fully Funded
Actuals: $5,401,697
Encumbrances: $404,177

40-P-00-0054 Curtis Park New Swimming Pool - Furniture, Fixtures and Equipment
40-B35808B

Furniture, fixture, equipment

District: 1
Status: Active
Phase: Final Completion

Impact Fees	$50,000	$50,000	$0	$0	$0	$0	$0	$0
Total Sources of Funding	$50,000	$50,000	$0	$0	$0	$0	$0	$0
Total Estimated Costs	$50,000							
Total Unfunded	$0							
Total Est. Annual Operating Impact	$0							

Funding Status: Fully Funded
Actuals: $31,498
Encumbrances: $889

50-P-22-0001 CW Lightning Prediction System
40-B223516

To allow the facilities to accurately predict lightning to ensure the safety of staff and users. First phase of funding will address pool location needs.

District: Citywide
Status: Active
Phase: Pre-Construction

Sources and Estimated Costs by Department

Parks and Recreation

Project Information and Description		Prior Year Budget	Current Budget 2024-25	Future Budget Funding 2025-26	2026-27	2027-28	2028-29	2029-30
Contribution from Special Revenue Fund	$100,000	$100,000	$0	$0	$0	$0	$0	$0
Total Sources of Funding	$100,000	$100,000	$0	$0	$0	$0	$0	$0
Total Estimated Costs	$100,000							
Total Unfunded	$0							
Total Est. Annual Operating Impact	$0							

Funding Status: Fully Funded
Actuals: $0
Encumbrances: $88,830

40-P-24-0004 D3 Parks, Streets, Affordable Housing, and Lighting Improvements Reserve
40-B40713A

D3 Parks, Streets, Affordable Housing, and Lighting Improvements Reserve

District: 3
Status: Adopted
Phase: Planning

Contribution from General Fund	$908,000	$908,000	$0	$0	$0	$0	$0	$0
Total Sources of Funding	$908,000	$908,000	$0	$0	$0	$0	$0	$0
Total Estimated Costs	$1,500,000							
Total Unfunded	$592,000							
Total Est. Annual Operating Impact	$0							

Funding Status: Partial
Actuals: $0
Encumbrances: $500,000

60-P-21-0000 Deadlined Equipment - Grounds Maintenance
40-B193525

Replacement of deadlined equipment for grounds maintenance

District: Citywide
Status: Adopted
Phase: Planning

Contribution from General Fund	$82,899	$82,899	$0	$0	$0	$0	$0	$0
Contribution from Special Revenue Fund	$497,280	$497,280	$0	$0	$0	$0	$0	$0
Total Sources of Funding	$580,179	$580,179	$0	$0	$0	$0	$0	$0
Total Estimated Costs	$592,457							
Total Unfunded	$12,278							
Total Est. Annual Operating Impact	$0							

Funding Status: Partial
Actuals: $580,179
Encumbrances: $0

Sources and Estimated Costs by Department

Parks and Recreation

Project Information and Description	Prior Year Budget	Current Budget 2024-25	Future Budget Funding 2025-26	2026-27	2027-28	2028-29	2029-30
40-P-24-0039 District 1 Park Enhancements and Expansion							
40-B253500							
Enhancement to Parks in District 1							
Impact Fees - Parks	$4,647,600	$0	$4,647,600	$0	$0	$0	$0	$0
Total Sources of Funding	$4,647,600	$0	$4,647,600	$0	$0	$0	$0	$0
Total Estimated Costs	$4,647,600						
Total Unfunded	$0						
Total Est. Annual Operating Impact	$0						

District: 1
Status: Proposed
Phase: Planning

Funding Status: Fully Funded
Actuals: $0
Encumbrances: $0

Project Information and Description	Prior Year Budget	Current Budget 2024-25	Future Budget Funding 2025-26	2026-27	2027-28	2028-29	2029-30
40-P-24-0040 District 2 Park Enhancements and Expansion							
40-B253501							
Enhancement to Parks in District 2							
Impact Fees - Parks	$2,755,620	$0	$2,755,620	$0	$0	$0	$0	$0
Total Sources of Funding	$2,755,620	$0	$2,755,620	$0	$0	$0	$0	$0
Total Estimated Costs	$2,755,620						
Total Unfunded	$0						
Total Est. Annual Operating Impact	$0						

District: 2
Status: Proposed
Phase: Planning

Funding Status: Fully Funded
Actuals: $0
Encumbrances: $0

Project Information and Description	Prior Year Budget	Current Budget 2024-25	Future Budget Funding 2025-26	2026-27	2027-28	2028-29	2029-30
40-P-20-0610 District 3 New Parks							
District 3 New Parks							
No Funding Allocated	$0	$0	$0	$0	$0	$0	$0	$0
Total Sources of Funding	$0	$0	$0	$0	$0	$0	$0	$0
Total Estimated Costs	$3,000,000						
Total Unfunded	$3,000,000						
Total Est. Annual Operating Impact	$0						

District: Citywide
Status: Future Consideration
Phase: Planning

Funding Status: Unfunded
Actuals: $0
Encumbrances: $0

Sources and Estimated Costs by Department

Parks and Recreation

Project Information and Description	Prior Year Budget	Current Budget 2024-25	Future Budget Funding 2025-26	2026-27	2027-28	2028-29	2029-30

40-P-24-0041 District 3 Park Enhancements and Expansion

40-B253502

Enhancement to Parks in District 3

District: 3
Status: Proposed
Phase: Planning

Impact Fees - Parks	$4,647,600	$0	$4,647,600	$0	$0	$0	$0	$0
Total Sources of Funding	$4,647,600	$0	$4,647,600	$0	$0	$0	$0	$0
Total Estimated Costs	$4,647,600							
Total Unfunded	$0							
Total Est. Annual Operating Impact	$0							

Funding Status: Fully Funded
Actuals: $0
Encumbrances: $0

40-P-20-0299 District 3 Park Land Acquisition

40-B183415

To purchase park land within District 3. Demolish one (1) multifamily building on-site containing six (6) units, each unit has a water heater, refrigerator, range and wall unit A/C located at 1641 NW 5 ST $160K in funds to cover this project. Demolish two

District: 3
Status: Active
Phase: Administrative Close-Out

Impact Fees	$4,922,291	$4,922,291	$0	$0	$0	$0	$0	$0
Impact Fees - Parks	$6,883,002	$6,883,002	$0	$0	$0	$0	$0	$0
Total Sources of Funding	$11,805,293	$11,805,293	$0	$0	$0	$0	$0	$0
Total Estimated Costs	$11,805,293							
Total Unfunded	$0							
Total Est. Annual Operating Impact	$408,000							

Funding Status: Fully Funded
Actuals: $11,795,782
Encumbrances: $9,511

40-P-20-0319 District 3 Parks, Streets, and Lighting Improvements

40-B40713

Parks, Streets, and Lighting Improvements

District: 3
Status: Active
Phase: Pre-Construction

Sources and Estimated Costs by Department

Parks and Recreation

Project Information and Description		Prior Year Budget	Current Budget 2024-25	Future Budget Funding 2025-26	2026-27	2027-28	2028-29	2029-30
Contribution from General Fund	$2,135,324	$2,135,324	$0	$0	$0	$0	$0	$0
Impact Fees	$447,865	$447,865	$0	$0	$0	$0	$0	$0
Total Sources of Funding	$2,583,189	$2,583,189	$0	$0	$0	$0	$0	$0
Total Estimated Costs	$865,748							
Total Unfunded	($1,717,441)							
Total Est. Annual Operating Impact	$0							

Funding Status: Fully Funded
Actuals: $1,623,474
Encumbrances: $413,028

40-P-17-0136 District 4 Mini Parks
40-B173514

District: 4
Status: Active
Phase: Administrative Close-Out

Conceptual Design, Construction Documents, Permitting, Bidding and Construction of ONLY 2 mini parks: Swannanoa and South Shenandoah. (Refer to Adress / Location column) Scope of Work for these two mini parks consists of landscape (new trees, sod and mul

Contribution from General Fund	$50,000	$50,000	$0	$0	$0	$0	$0	$0
Contribution from General Fund-SSL	$119,862	$119,862	$0	$0	$0	$0	$0	$0
Impact Fees - Parks	$797,685	$797,685	$0	$0	$0	$0	$0	$0
Total Sources of Funding	$967,546	$967,546	$0	$0	$0	$0	$0	$0
Total Estimated Costs	$967,862							
Total Unfunded	$315							
Total Est. Annual Operating Impact	$68,000							

Funding Status: Partial
Actuals: $965,752
Encumbrances: $1,114

50-P-21-0007 District 4 Park and Affordable Housing Land Acquisition
40-B213414

District: 4
Status: Active
Phase: Final Completion

Land Acquisition for District 4 Parks and Affordable housing

Impact Fees	$676,966	$676,966	$0	$0	$0	$0	$0	$0
Impact Fees - Parks	$415,000	$415,000	$0	$0	$0	$0	$0	$0
Miami Forever Bond	$1,000,000	$1,000,000	$0	$0	$0	$0	$0	$0
Total Sources of Funding	$2,091,966	$2,091,966	$0	$0	$0	$0	$0	$0
Total Estimated Costs	$2,091,967							
Total Unfunded	$1							
Total Est. Annual Operating Impact	$0							

Funding Status: Partial
Actuals: $952,788
Encumbrances: $11,649

Sources and Estimated Costs by Department

Parks and Recreation

Project Information and Description	Prior Year Budget	Current Budget 2024-25	Future Budget Funding 2025-26	2026-27	2027-28	2028-29	2029-30
40-P-24-0016 District 4 Park Enhancements and Expansion							
40-B243516							
Enhancement to Parks in District 4							
Impact Fees - Parks	$1,340,600	$0	$1,340,600	$0	$0	$0	$0	$0
Total Sources of Funding	$1,340,600	$0	$1,340,600	$0	$0	$0	$0	$0
Total Estimated Costs	$1,340,600						
Total Unfunded	$0						
Total Est. Annual Operating Impact	$0						

District: 4
Status: Proposed
Phase: Planning

Funding Status: Fully Funded
Actuals: $0
Encumbrances: $0

Project Information and Description	Prior Year Budget	Current Budget 2024-25	Future Budget Funding 2025-26	2026-27	2027-28	2028-29	2029-30
40-P-24-0042 District 5 Park Enhancements and Expansion							
40-B253504							
Enhancement to Parks in District 5							
Impact Fees - Parks	$4,647,600	$0	$4,647,600	$0	$0	$0	$0	$0
Total Sources of Funding	$4,647,600	$0	$4,647,600	$0	$0	$0	$0	$0
Total Estimated Costs	$4,647,600						
Total Unfunded	$0						
Total Est. Annual Operating Impact	$0						

District: 5
Status: Proposed
Phase: Planning

Funding Status: Fully Funded
Actuals: $0
Encumbrances: $0

40-P-20-0710 Dog Run Park
40-B193522A

Dog Run Park: 8,000 SF park to include 6ft high screen wall, chain link fence on the south and east side, shaded seating area, water fountains, two gate entrances, security lighting, connectivity walkway, site furnishing, bike racks, dog waste station, la

District: 4
Status: Active
Phase: Dry-Run/Permit

Sources and Estimated Costs by Department

Parks and Recreation

Project Information and Description		Prior Year Budget	Current Budget 2024-25	Future Budget Funding 2025-26	2026-27	2027-28	2028-29	2029-30
Contribution from General Fund-SSL	$213,000	$213,000	$0	$0	$0	$0	$0	$0
Impact Fees	$6,094	$6,094	$0	$0	$0	$0	$0	$0
Miami Forever Bond	$350,000	$350,000	$0	$0	$0	$0	$0	$0
Miami-Dade County	$150,000	$150,000	$0	$0	$0	$0	$0	$0
Total Sources of Funding	$719,094	$719,094	$0	$0	$0	$0	$0	$0
Total Estimated Costs	$2,444,024							
Total Unfunded	$1,724,930							
Total Est. Annual Operating Impact	$0							

Funding Status: Partial
Actuals: $232,144
Encumbrances: $67,041

40-P-20-0677 Douglas Building Elevated Generator

District: 4
Status: Future Consideration
Phase: Planning

Installation of a generator to allow facility to open immediately after a disaster in order to provide public support services such as food distribution, child care, donation collection etc.

No Funding Allocated	$0	$0	$0	$0	$0	$0	$0	$0
Total Sources of Funding	$0	$0	$0	$0	$0	$0	$0	$0
Total Estimated Costs	$175,000							
Total Unfunded	$175,000							
Total Est. Annual Operating Impact	$0							

Funding Status: Unfunded
Actuals: $0
Encumbrances: $0

40-P-00-0074 Douglas Park Community Center

40-B40581

District: 4
Status: Active
Phase: Bidding

This project consists of furnishing of all labor, materials and equipment for the design and construction of a new community center of approximately 6,000 SQ.FT. The building will include restrooms, homework room, multipurpose room, computer room, office

Sources and Estimated Costs by Department

Parks and Recreation

Project Information and Description		Prior Year Budget	Current Budget 2024-25	Future Budget Funding 2025-26	2026-27	2027-28	2028-29	2029-30
Contribution from General Fund	$39,512	$39,512	$0	$0	$0	$0	$0	$0
Contribution from General Fund-SSL	$55,189	$55,189	$0	$0	$0	$0	$0	$0
Contribution from Special Revenue Fund	$37,409	$37,409	$0	$0	$0	$0	$0	$0
Impact Fees	$728,344	$728,344	$0	$0	$0	$0	$0	$0
Impact Fees - Parks	$199,332	$199,332	$0	$0	$0	$0	$0	$0
Miami Forever Bond	$1,000,000	$1,000,000	$0	$0	$0	$0	$0	$0
Miami Forever Bond	$940,000	$940,000	$0	$0	$0	$0	$0	$0
Sanitary Sewer Non-Bond	$73,629	$73,629	$0	$0	$0	$0	$0	$0
Total Sources of Funding	$3,073,415	$3,073,415	$0	$0	$0	$0	$0	$0
Total Estimated Costs	$15,572,411							
Total Unfunded	$12,498,996							
Total Est. Annual Operating Impact	$75,000							

Funding Status: Partial
Actuals: $1,059,517
Encumbrances: $407,485

40-P-20-0777 Douglas Park Dog Park

District: 5
Status: Future Consideration
Phase: Planning

To design and install a dog park with synthetic turf surfacing at Douglas Park.

No Funding Allocated	$0	$0	$0	$0	$0	$0	$0	$0
Total Sources of Funding	$0	$0	$0	$0	$0	$0	$0	$0
Total Estimated Costs	$250,000							
Total Unfunded	$250,000							
Total Est. Annual Operating Impact	$0							

Funding Status: Unfunded
Actuals: $0
Encumbrances: $0

40-P-23-0037 Douglas Park Fencing Improvements
40-B233520

District: 4
Status: Active
Phase: Administrative Close-Out

Douglas Park Fencing Improvements

Sources and Estimated Costs by Department

Parks and Recreation

Project Information and Description		Prior Year Budget	Current Budget 2024-25	Future Budget Funding 2025-26	2026-27	2027-28	2028-29	2029-30
Contribution from General Fund	$116,810	$116,810	$0	$0	$0	$0	$0	$0
Total Sources of Funding	$116,810	$116,810	$0	$0	$0	$0	$0	$0
Total Estimated Costs	$120,000							
Total Unfunded	$3,190							
Total Est. Annual Operating Impact	$0							

Funding Status: Partial
Actuals: $116,810
Encumbrances: $0

40-P-23-0038 Douglas Park General Enhancements
40-B233521
Douglas Park General Enhancements

District: 4
Status: Active
Phase: Bidding

Contribution from General Fund	$303,190	$303,190	$0	$0	$0	$0	$0	$0
Total Sources of Funding	$303,190	$303,190	$0	$0	$0	$0	$0	$0
Total Estimated Costs	$485,302							
Total Unfunded	$182,112							
Total Est. Annual Operating Impact	$0							

Funding Status: Partial
Actuals: $2,286
Encumbrances: $0

40-P-20-0329 Duarte Park Shade Structure and Park Enhancements
40-B173527
Purchase of shade structures and other enhancements at Duarte Park located at 2800 NW 17 Avenue

District: 1
Status: Active
Phase: Planning

Contribution from General Fund	$45,613	$45,613	$0	$0	$0	$0	$0	$0
Impact Fees	$45,856	$45,856	$0	$0	$0	$0	$0	$0
Total Sources of Funding	$91,469	$91,469	$0	$0	$0	$0	$0	$0
Total Estimated Costs	$91,469							
Total Unfunded	$0							
Total Est. Annual Operating Impact	$0							

Funding Status: Fully Funded
Actuals: $84,369
Encumbrances: $0

Sources and Estimated Costs by Department

Parks and Recreation

Project Information and Description	Prior Year Budget	Current Budget 2024-25	Future Budget Funding 2025-26	2026-27	2027-28	2028-29	2029-30

40-P-20-0371 Duarte Park Shade Structure and Park Enhancements - Tree Component

40-B173527T

District: 1
Status: Active
Phase: Planning

Purchase and installation of trees and other landscaping at Duarte Park located at 2800 NW 17 Avenue

Citywide Landscape	$50,000	$50,000	$0	$0	$0	$0	$0	$0
Total Sources of Funding	$50,000	$50,000	$0	$0	$0	$0	$0	$0
Total Estimated Costs	$50,000							
Total Unfunded	$0							
Total Est. Annual Operating Impact	$0							

Funding Status: Fully Funded
Actuals: $0
Encumbrances: $0

40-P-20-0773 E. G. Sewell Park Restroom Facility - Design/Build

District: 1
Status: Future Consideration
Phase: Planning

Study to be performed to facilitate design of new restroom facility. Design and construction of new restroom facility follow.

No Funding Allocated	$0	$0	$0	$0	$0	$0	$0	$0
Total Sources of Funding	$0	$0	$0	$0	$0	$0	$0	$0
Total Estimated Costs	$1,404,840							
Total Unfunded	$1,404,840							
Total Est. Annual Operating Impact	$0							

Funding Status: Unfunded
Actuals: $0
Encumbrances: $0

40-P-20-0678 Eaton Park Day Care Impact Resistant Windows and Doors Installation

District: 5
Status: Future Consideration
Phase: Planning

Replace all windows and doors at park facilities with Impact Resistant Glass. Installation will prevent damage in future storm conditions. Lobby - 1 Glass double door; 7 small windows 2 Large window

No Funding Allocated	$0	$0	$0	$0	$0	$0	$0	$0
Total Sources of Funding	$0	$0	$0	$0	$0	$0	$0	$0
Total Estimated Costs	$50,000							
Total Unfunded	$50,000							
Total Est. Annual Operating Impact	$0							

Funding Status: Unfunded
Actuals: $0
Encumbrances: $0

Sources and Estimated Costs by Department

Parks and Recreation

Project Information and Description		Prior Year Budget	Current Budget 2024-25	Future Budget Funding 2025-26	2026-27	2027-28	2028-29	2029-30
40-P-23-0017 Edgewater Neighborhood Area Baywalk and Park Improvements 40-B223522 *Edgewater Neighborhood Area Baywalk and Park Improvements*								
Edgewater Neighborhood Settlement Agreement	$400,000	$400,000	$0	$0	$0	$0	$0	$0
Total Sources of Funding	$400,000	$400,000	$0	$0	$0	$0	$0	$0
Total Estimated Costs	$400,000							
Total Unfunded	$0							
Total Est. Annual Operating Impact	$0							

District: 2
Status: Active
Phase: Planning

Funding Status: Fully Funded
Actuals: $394
Encumbrances: $354,128

40-P-20-0679 Elizabeth Virrick Building Elevated Generator *Installation of a generator to allow facility to open immediately after a disaster in order to provide public support services such as food distribution, child care, donation collection etc.*								
No Funding Allocated	$0	$0	$0	$0	$0	$0	$0	$0
Total Sources of Funding	$0	$0	$0	$0	$0	$0	$0	$0
Total Estimated Costs	$175,000							
Total Unfunded	$175,000							
Total Est. Annual Operating Impact	$0							

District: 5
Status: Future Consideration
Phase: Planning

Funding Status: Unfunded
Actuals: $0
Encumbrances: $0

40-P-20-0375 Emergency Repair at Merrie Christmas Park 40-B203512 *Emergency Repair at Merrie Christmas Park*								
Contribution from General Fund	$335,456	$335,456	$0	$0	$0	$0	$0	$0
Total Sources of Funding	$335,456	$335,456	$0	$0	$0	$0	$0	$0
Total Estimated Costs	$423,032							
Total Unfunded	$87,576							
Total Est. Annual Operating Impact	$0							

District: 2
Status: Active
Phase: Administrative Close-Out

Funding Status: Partial
Actuals: $332,775
Encumbrances: $2,673

Sources and Estimated Costs by Department

Parks and Recreation

Project Information and Description		Prior Year Budget	Current Budget 2024-25	Future Budget Funding 2025-26	2026-27	2027-28	2028-29	2029-30
40-P-21-0023 Emergency Repairs at Blanche Park						**District:** 2		
40-B193526						**Status:** Active		
Emergency repairs at Blanche Park						**Phase:** Planning		
Contribution from General Fund	$359,004	$359,004	$0	$0	$0	$0	$0	$0
Total Sources of Funding	$359,004	$359,004	$0	$0	$0	$0	$0	$0
Total Estimated Costs	$359,004							
Total Unfunded	$0					**Funding Status:**	Fully Funded	
						Actuals:	$334,938	
Total Est. Annual Operating Impact	$0					*Encumbrances:*	$0	

40-P-19-0268 Fairlawn Community Park						**District:** 4		
40-B193521						**Status:** Active		
Design and Construction of new Mini Park						**Phase:** Bidding		
Contribution from General Fund	$531	$531	$0	$0	$0	$0	$0	$0
Contribution from General Fund-SSL	$13,530	$13,530	$0	$0	$0	$0	$0	$0
Contribution from Special Revenue Fund	$168,000	$168,000	$0	$0	$0	$0	$0	$0
Florida Department of Environmental Protection	$800,000	$800,000	$0	$0	$0	$0	$0	$0
Impact Fees	$41,000	$41,000	$0	$0	$0	$0	$0	$0
Impact Fees - Parks	$2,801,000	$2,400,000	$401,000	$0	$0	$0	$0	$0
Local Option Gas Tax	$118,562	$118,562	$0	$0	$0	$0	$0	$0
Transit Half-Cent Surtax	$8,159	$8,159	$0	$0	$0	$0	$0	$0
Total Sources of Funding	$3,950,782	$3,549,782	$401,000	$0	$0	$0	$0	$0
Total Estimated Costs	$3,809,461							
Total Unfunded	($141,321)					**Funding Status:**	Fully Funded	
						Actuals:	$1,201,140	
Total Est. Annual Operating Impact	$0					*Encumbrances:*	$1,058,003	

40-P-23-0000 Fairlawn Community Park Phase 2						**District:** 4		
40-B233506						**Status:** Active		
Fairlawn Community Park Phase 2						**Phase:** Dry-Run/Permit		

Sources and Estimated Costs by Department

Parks and Recreation

Project Information and Description		Prior Year Budget	Current Budget 2024-25	Future Budget Funding 2025-26	2026-27	2027-28	2028-29	2029-30
Impact Fees- Parks	$106,000	$0	$106,000	$0	$0	$0	$0	$0
Contribution from Special Revenue Fund	$400,000	$400,000	$0	$0	$0	$0	$0	$0
Miami Forever Bond	$750,000	$750,000	$0	$0	$0	$0	$0	$0
Total Sources of Funding	$1,256,000	$1,150,000	$106,000	$0	$0	$0	$0	$0
Total Estimated Costs	$1,255,384							
Total Unfunded	($616)							
Total Est. Annual Operating Impact	$0							

Funding Status: Fully Funded
Actuals: $145,949
Encumbrances: $206,393

40-P-23-0040 Fern Isle Park Master Plan Design
40-B243502
Fern Isle Park Master Plan Design

District: 1
Status: Active
Phase: Planning

Impact Fees - Parks	$100,000	$100,000	$0	$0	$0	$0	$0	$0
Total Sources of Funding	$100,000	$100,000	$0	$0	$0	$0	$0	$0
Total Estimated Costs	$250,000							
Total Unfunded	$150,000							
Total Est. Annual Operating Impact	$0							

Funding Status: Partial
Actuals: $0
Encumbrances: $0

40-P-20-0344 Fitness Equipment Replacement
40-B193503
To replace broken and aged indoor fitness equipment

District: Citywide
Status: Active
Phase: Construction

Contribution from General Fund	$35,738	$35,738	$0	$0	$0	$0	$0	$0
Total Sources of Funding	$35,738	$35,738	$0	$0	$0	$0	$0	$0
Total Estimated Costs	$40,000							
Total Unfunded	$4,262							
Total Est. Annual Operating Impact	$0							

Funding Status: Partial
Actuals: $35,738
Encumbrances: $0

Sources and Estimated Costs by Department

Parks and Recreation

Project Information and Description		Prior Year Budget	Current Budget 2024-25	Future Budget Funding 2025-26	2026-27	2027-28	2028-29	2029-30
40-P-19-0258 Flagler Worker's House - Structural Renovation								
40-B193404								
Structural assessment and site programming								
Contribution from General Fund	$57,401	$57,401	$0	$0	$0	$0	$0	$0
Contribution from General Fund	$445,814	$445,814	$0	$0	$0	$0	$0	$0
Contribution from Special Revenue Fund	$239,000	$239,000	$0	$0	$0	$0	$0	$0
Total Sources of Funding	$742,215	$742,215	$0	$0	$0	$0	$0	$0
Total Estimated Costs	$2,180,992							
Total Unfunded	$1,438,777							
Total Est. Annual Operating Impact	$0							

District: Citywide
Status: Active
Phase: Design

Funding Status: Partial
Actuals: $161,701
Encumbrances: $128,831

40-P-20-0402 Fort Dallas Worker's House Renovations								
40-B183414								
Renovations as the Fort Dallas Worker's House located on the Miami River near Downtown Miami								
Contribution from Special Revenue Fund	$98,021	$98,021	$0	$0	$0	$0	$0	$0
Total Sources of Funding	$98,021	$98,021	$0	$0	$0	$0	$0	$0
Total Estimated Costs	$100,000							
Total Unfunded	$1,979							
Total Est. Annual Operating Impact	$68,000							

District: 2
Status: Active
Phase: Planning

Funding Status: Partial
Actuals: $689
Encumbrances: $0

40-P-20-0666 Generators for Parks Facilities

District: Citywide
Status: Future Consideration
Phase: Planning

This project is is to purchase generators for parks facilities to allow them to open immediately after a disaster in order to provide public support services such as food distribution, child care, donation collection etc.

Sources and Estimated Costs by Department

Parks and Recreation

Project Information and Description		Prior Year Budget	Current Budget 2024-25	Future Budget Funding 2025-26	2026-27	2027-28	2028-29	2029-30
No Funding Allocated	$0	$0	$0	$0	$0	$0	$0	$0
Total Sources of Funding	$0	$0	$0	$0	$0	$0	$0	$0
Total Estimated Costs	$1,750,000							
Total Unfunded	$1,750,000							
Total Est. Annual Operating Impact	$0							

Funding Status: Unfunded
Actuals: $0
Encumbrances: $0

40-P-23-0042 Gerry Curtis Park Concession Building Structural Improvements (40 Year Recertification)
40-B243500
Gerry Curtis Park Pool Enhancements

District: 1
Status: Active
Phase: Planning

Impact Fees - Parks	$150,000	$150,000	$0	$0	$0	$0	$0	$0
Total Sources of Funding	$150,000	$150,000	$0	$0	$0	$0	$0	$0
Total Estimated Costs	$150,000							
Total Unfunded	$0							
Total Est. Annual Operating Impact	$0							

Funding Status: Fully Funded
Actuals: $0
Encumbrances: $0

40-P-23-0027 Gerry Curtis Park Pool Enhancements
40-B243501
Gerry Curtis Park Pool Enhancements

District: 1
Status: Active
Phase: Planning

Impact Fees - Parks	$300,000	$300,000	$0	$0	$0	$0	$0	$0
Total Sources of Funding	$300,000	$300,000	$0	$0	$0	$0	$0	$0
Total Estimated Costs	$300,000							
Total Unfunded	$0							
Total Est. Annual Operating Impact	$0							

Funding Status: Fully Funded
Actuals: $0
Encumbrances: $117,969

40-P-23-0028 Gerry Curtis Park Turf and Track Replacement
40-B243503
Gerry Curtis Park Turf and Track Replacement

District: Citywide
Status: Active
Phase: Planning

Sources and Estimated Costs by Department

Parks and Recreation

Project Information and Description		Prior Year Budget	Current Budget 2024-25	Future Budget Funding 2025-26	2026-27	2027-28	2028-29	2029-30
Impact Fees - Parks	$1,225,000	$1,225,000	$0	$0	$0	$0	$0	$0
Total Sources of Funding	$1,225,000	$1,225,000	$0	$0	$0	$0	$0	$0
Total Estimated Costs	$1,225,000							
Total Unfunded	$0							
Total Est. Annual Operating Impact	$0							

Funding Status: Fully Funded
Actuals: $0
Encumbrances: $0

40-P-22-0027 Gerry Curtis Park/Damage #22424
40-B183543136

Gerry Curtis Park/Damage #22424

District: 1
Status: Active
Phase: Planning

FEMA - Hurricane Irma	$48,000	$48,000	$0	$0	$0	$0	$0	$0
Total Sources of Funding	$48,000	$48,000	$0	$0	$0	$0	$0	$0
Total Estimated Costs	$48,000							
Total Unfunded	$0							
Total Est. Annual Operating Impact	$0							

Funding Status: Fully Funded
Actuals: $6,306
Encumbrances: $18,200

40-P-20-0682 Gibson Park Building Elevated Generator

District: 5
Status: Future Consideration
Phase: Planning

Installation of a generator to allow facility to open immediately after a disaster in order to provide public support services such as food distribution, child care, donation collection etc.

No Funding Allocated	$0	$0	$0	$0	$0	$0	$0	$0
Total Sources of Funding	$0	$0	$0	$0	$0	$0	$0	$0
Total Estimated Costs	$175,000							
Total Unfunded	$175,000							
Total Est. Annual Operating Impact	$0							

Funding Status: Unfunded
Actuals: $0
Encumbrances: $0

40-P-20-0341 Gibson Park Enhancements
40-B183520

Enhancements for Gibson Park facilities

District: 5
Status: Active
Phase: Planning

Sources and Estimated Costs by Department

Parks and Recreation

Project Information and Description		Prior Year Budget	Current Budget 2024-25	Future Budget Funding 2025-26	2026-27	2027-28	2028-29	2029-30
Impact Fees	$6,520	$6,520	$0	$0	$0	$0	$0	$0
Impact Fees	$136,980	$136,980	$0	$0	$0	$0	$0	$0
Total Sources of Funding	$143,500	$143,500	$0	$0	$0	$0	$0	$0
Total Estimated Costs	$143,500							
Total Unfunded	$0							
Total Est. Annual Operating Impact	$0							

Funding Status: Partial
Actuals: $123,716
Encumbrances: $5,820

40-P-19-0242 Gold Star Family Memorial Mini Park

40-B193522

Design and construction of new mini-parkSilver Bluff Mini Park: 8,400 SF new mini park, to include 2-5 year old playground, 6ft screen wall, bicycle rack, water fountain, landscaping, monument sign, walkway connectivity, site furnishing, recreation space

District: 4
Status: Active
Phase: Construction

Citywide Landscape	$150,141	$150,141	$0	$0	$0	$0	$0	$0
Contribution from General Fund	$225,000	$225,000	$0	$0	$0	$0	$0	$0
Contribution from General Fund-SSL	$294,000	$294,000	$0	$0	$0	$0	$0	$0
Impact Fees	$64,592	$64,592	$0	$0	$0	$0	$0	$0
Impact Fees - Parks	$625,315	$625,315	$0	$0	$0	$0	$0	$0
Miami-Dade County General Obligation Bond	$150,000	$150,000	$0	$0	$0	$0	$0	$0
Total Sources of Funding	$1,509,048	$1,509,048	$0	$0	$0	$0	$0	$0
Total Estimated Costs	$1,509,048							
Total Unfunded	$0							
Total Est. Annual Operating Impact	$0							

Funding Status: Fully Funded
Actuals: $1,125,444
Encumbrances: $326,621

40-P-23-0008 Grapeland Heights Park and Baseball Park

40-B233513

Grapeland Park Basebal Field and Drainage improvements.

District: 1
Status: Active
Phase: Dry-Run/Permit

Sources and Estimated Costs by Department

Parks and Recreation

Project Information and Description		Prior Year Budget	Current Budget 2024-25	Future Budget Funding 2025-26	2026-27	2027-28	2028-29	2029-30
American Rescue Plan Act	$500,000	$500,000	$0	$0	$0	$0	$0	$0
Miami Forever Bond	$1,416,880	$1,416,880	$0	$0	$0	$0	$0	$0
Miami Sports and Exhibition Authority	$65,634	$65,634	$0	$0	$0	$0	$0	$0
Total Sources of Funding	$1,982,514	$1,982,514	$0	$0	$0	$0	$0	$0
Total Estimated Costs	$2,667,764							
Total Unfunded	$685,250							
Total Est. Annual Operating Impact	$0							

Funding Status: Partial
Actuals: $301,205
Encumbrances: $111,109

40-P-20-0667 Grapeland Heights Police Substation Flood Proofing and Generator

District: 1
Status: Future Consideration
Phase: Planning

The Grapeland Heights Police Substation Building is currently being used to store criminal case files, records, property, and evidence for the City of Miami. These items must be maintained in a secure area to prevent improper access while allowing use by

No Funding Allocated	$0	$0	$0	$0	$0	$0	$0	$0
Total Sources of Funding	$0	$0	$0	$0	$0	$0	$0	$0
Total Estimated Costs	$900,000							
Total Unfunded	$900,000							
Total Est. Annual Operating Impact	$0							

Funding Status: Unfunded
Actuals: $0
Encumbrances: $0

40-P-20-0683 Grapeland Park Building Elevated Generator

District: 1
Status: Future Consideration
Phase: Planning

Installation of a generator to allow facility to open immediately after a disaster in order to provide public support services such as food distribution, child care, donation collection etc.

No Funding Allocated	$0	$0	$0	$0	$0	$0	$0	$0
Total Sources of Funding	$0	$0	$0	$0	$0	$0	$0	$0
Total Estimated Costs	$175,000							
Total Unfunded	$175,000							
Total Est. Annual Operating Impact	$0							

Funding Status: Unfunded
Actuals: $0
Encumbrances: $0

Sources and Estimated Costs by Department

Parks and Recreation

Project Information and Description		Prior Year Budget	Current Budget 2024-25	Future Budget Funding 2025-26	2026-27	2027-28	2028-29	2029-30
40-P-20-0324 Grapeland Park Enhancements								
40-B173516A								
Improve water park amenities and other areas as needed at Grapeland Park								
Contribution from General Fund	$151,061	$151,061	$0	$0	$0	$0	$0	$0
Total Sources of Funding	$151,061	$151,061	$0	$0	$0	$0	$0	$0
Total Estimated Costs	$151,061							
Total Unfunded	$0							
Total Est. Annual Operating Impact	$0							

District: 1
Status: Active
Phase: Construction

Funding Status: Fully Funded
Actuals: $146,930
Encumbrances: $0

Project Information and Description		Prior Year Budget	Current Budget 2024-25	Future Budget Funding 2025-26	2026-27	2027-28	2028-29	2029-30
40-P-20-0352 Grapeland Park New Outdoor Fitness Area								
40-B203507								
Remove aged and below surface vita course areas and install outdoor fitness equipment in designated fitness mini-zones								
Impact Fees - Parks	$250,000	$250,000	$0	$0	$0	$0	$0	$0
Total Sources of Funding	$250,000	$250,000	$0	$0	$0	$0	$0	$0
Total Estimated Costs	$250,000							
Total Unfunded	$0							
Total Est. Annual Operating Impact	$0							

District: 1
Status: Active
Phase: Construction

Funding Status: Fully Funded
Actuals: $238,226
Encumbrances: $5,000

Project Information and Description		Prior Year Budget	Current Budget 2024-25	Future Budget Funding 2025-26	2026-27	2027-28	2028-29	2029-30
40-P-20-0789 Grapeland Water Park Amenities								
Replace aging apparatuses and add new features to water park elements.								
No Funding Allocated	$0	$0	$0	$0	$0	$0	$0	$0
Total Sources of Funding	$0	$0	$0	$0	$0	$0	$0	$0
Total Estimated Costs	$2,000,000							
Total Unfunded	$2,000,000							
Total Est. Annual Operating Impact	$0							

District: 1
Status: Future Consideration
Phase: Planning

Funding Status: Unfunded
Actuals: $0
Encumbrances: $0

Sources and Estimated Costs by Department

Parks and Recreation

Project Information and Description	Prior Year Budget	Current Budget 2024-25	Future Budget Funding 2025-26	2026-27	2027-28	2028-29	2029-30

40-P-20-0774 Grapeland Water Park Enhancements

District: 1
Status: Future Consideration
Phase: Planning

Install bonded rubber mulch to prevent debris from being blown into the pools, replace pool liners, install new launch logic, and new raft storage area.

No Funding Allocated	$0	$0	$0	$0	$0	$0	$0	$0
Total Sources of Funding	$0	$0	$0	$0	$0	$0	$0	$0
Total Estimated Costs	$1,455,740							
Total Unfunded	$1,455,740							
Total Est. Annual Operating Impact	$0							

Funding Status: Unfunded
Actuals: $0
Encumbrances: $0

40-P-20-0362 Grove Mini Park Playground
40-B40500

District: 3
Status: Active
Phase: Administrative Close-Out

New playground equipment with Protective Industrial Products (PIP) flooring, new park metal perimeter fence, and some other minor improvements

Contribution from General Fund	$2,616	$2,616	$0	$0	$0	$0	$0	$0
Impact Fees	$282,950	$282,950	$0	$0	$0	$0	$0	$0
Total Sources of Funding	$285,565	$285,565	$0	$0	$0	$0	$0	$0
Total Estimated Costs	$418,216							
Total Unfunded	$132,651							
Total Est. Annual Operating Impact	$0							

Funding Status: Partial
Actuals: $268,889
Encumbrances: $16,676

40-P-21-0005 Hadley Park - Resiliency Hub
40-B213512

District: 5
Status: Active
Phase: Dry-Run/Permit

Retrofit building exterior and key access areas; Install new emergency generator; electrical upgrades for charging stations and communications (WIFI).

Sources and Estimated Costs by Department

Parks and Recreation

Project Information and Description		Prior Year Budget	Current Budget 2024-25	Future Budget Funding 2025-26	2026-27	2027-28	2028-29	2029-30
Department of Housing and Urban Development	$779,000	$779,000	$0	$0	$0	$0	$0	$0
Impact Fees	$15,000	$15,000	$0	$0	$0	$0	$0	$0
Total Sources of Funding	$794,000	$794,000	$0	$0	$0	$0	$0	$0
Total Estimated Costs	$1,315,002							
Total Unfunded	$521,002							
Total Est. Annual Operating Impact	$0							

Funding Status: Partial
Actuals: $14,838
Encumbrances: $570

40-P-00-0076 Hadley Park - Resurface and Repair Pools

40-B40595

District: 5
Status: Active
Phase: Administrative Close-Out

Replacement of a one-meter diving board. Structural assessment and repairs of existing five-meter diving boards. Replace pool equipment for children's pool. Remove and replace pool deck adjacent to the Olympic pool to comply with ADA regulations. Pool res

Contribution from General Fund	$478,747	$478,747	$0	$0	$0	$0	$0	$0
Contribution from General Fund-SSL	$439,117	$439,117	$0	$0	$0	$0	$0	$0
Total Sources of Funding	$917,863	$917,863	$0	$0	$0	$0	$0	$0
Total Estimated Costs	$917,863							
Total Unfunded	$0							
Total Est. Annual Operating Impact	$0							

Funding Status: Fully Funded
Actuals: $916,997
Encumbrances: $396

40-P-24-0001 Hadley Park Generator

40-B233524

District: 5
Status: Active
Phase: Dry-Run/Permit

Design and installation of permanent ATS and rental of emergency generator at Carrie Meek Center

Contribution from General Fund	$84,000	$84,000	$0	$0	$0	$0	$0	$0
Total Sources of Funding	$84,000	$84,000	$0	$0	$0	$0	$0	$0
Total Estimated Costs	$234,630							
Total Unfunded	$150,630							
Total Est. Annual Operating Impact	$0							

Funding Status: Partial
Actuals: $0
Encumbrances: $8,065

Sources and Estimated Costs by Department

Parks and Recreation

Project Information and Description		Prior Year Budget	Current Budget 2024-25	Future Budget Funding 2025-26	2026-27	2027-28	2028-29	2029-30

40-P-17-0137 Hadley Park Synthetic Turf and Park Improvements

40-B173515

District: 5
Status: Active
Phase: Final Completion

New multipurpose synthetic turf field, new LED sports lighting, 4 new bleachers with shading canopies, new 4 feet high chain-link fence around the field, relocation of the existing fire lane for accessing from NW 50th Street, reconfiguration of walkways,

Impact Fees	$1,000,000	$1,000,000	$0	$0	$0	$0	$0	$0
Impact Fees - Parks	$1,713,786	$1,713,786	$0	$0	$0	$0	$0	$0
Total Sources of Funding	$2,713,786	$2,713,786	$0	$0	$0	$0	$0	$0
Total Estimated Costs	$2,713,786							
Total Unfunded	$0							
Total Est. Annual Operating Impact	($9,000)							

Funding Status: Fully Funded
Actuals: $2,563,344
Encumbrances: $1,674

40-P-20-0780 Henderson Park Building Addition

District: 3
Status: Future Consideration
Phase: Planning

Design and construct addition to existing building to include an air-conditioned multi-purpose room for youth participants.

No Funding Allocated	$0	$0	$0	$0	$0	$0	$0	$0
Total Sources of Funding	$0	$0	$0	$0	$0	$0	$0	$0
Total Estimated Costs	$1,053,630							
Total Unfunded	$1,053,630							
Total Est. Annual Operating Impact	$0							

Funding Status: Unfunded
Actuals: $0
Encumbrances: $0

40-P-21-0031 Henderson Park Enhancement

40-B213509

District: 3
Status: Active
Phase: Planning

Enhancements at Henderson Park

Sources and Estimated Costs by Department

Parks and Recreation

Project Information and Description		Prior Year Budget	Current Budget 2024-25	Future Budget Funding 2025-26	2026-27	2027-28	2028-29	2029-30
Contribution from General Fund	$30,600	$30,600	$0	$0	$0	$0	$0	$0
Total Sources of Funding	$30,600	$30,600	$0	$0	$0	$0	$0	$0
Total Estimated Costs	$30,600							
Total Unfunded	$0							
Total Est. Annual Operating Impact	$0							

Funding Status: Fully Funded
Actuals: $0
Encumbrances: $7,023

40-P-20-0685 Henderson Park Impact Resistant Windows and Doors Installation

District: 3
Status: Future Consideration
Phase: Planning

"Replace all windows and doors at park facilities with Impact Resistant Glass. Installation will prevent damage in future storm conditions. single doors = 4, windows = 4, double doors = 2"

No Funding Allocated	$0	$0	$0	$0	$0	$0	$0	$0
Total Sources of Funding	$0	$0	$0	$0	$0	$0	$0	$0
Total Estimated Costs	$48,000							
Total Unfunded	$48,000							
Total Est. Annual Operating Impact	$0							

Funding Status: Unfunded
Actuals: $0
Encumbrances: $0

40-P-24-0021 HULU - Marjorie Stoneman Douglas Meditation Garden
40-B243523

District: 2
Status: Adopted
Phase: Planning

The scope of work includes hardscape and landscape work to enhance the existing Marjory Stoneman Douglas Monument.

Contribution from Special Revenue Fund	$200,000	$200,000	$0	$0	$0	$0	$0	$0
Total Sources of Funding	$200,000	$200,000	$0	$0	$0	$0	$0	$0
Total Estimated Costs	$1,507,352							
Total Unfunded	$1,307,352							
Total Est. Annual Operating Impact	$0							

Funding Status: Partial
Actuals: $0
Encumbrances: $0

40-P-18-0179 Jimbo's Lagoon Motorized Exclusion Zone Permit Application
40-B183513

District: 2
Status: Active
Phase: Monitoring

The City is proposing to designate a new "No Wake" or vessel exclusion Zone for navigational safety and to minimize shoreline erosion. The Zone is proposed for the "Jimbo's" Basin on the northeast side of Virginia Key. Pursuant to Section 327.46, Florida

Sources and Estimated Costs by Department

Parks and Recreation

Project Information and Description		Prior Year Budget	Current Budget 2024-25	Future Budget Funding 2025-26	2026-27	2027-28	2028-29	2029-30
Contribution from General Fund	$203,709	$203,709	$0	$0	$0	$0	$0	$0
Impact Fees - Parks	$133,000	$133,000	$0	$0	$0	$0	$0	$0
Total Sources of Funding	$336,709	$336,709	$0	$0	$0	$0	$0	$0
Total Estimated Costs	$352,159							
Total Unfunded	$15,450							
Total Est. Annual Operating Impact	$0							

Funding Status: Partial
Actuals: $182,223
Encumbrances: $66,948

40-P-20-0686 Jose Marti Building Elevated Generator

District: 3
Status: Future Consideration
Phase: Planning

Installation of a generator to allow facility to open immediately after a disaster in order to provide public support services such as food distribution, child care, donation collection etc.

No Funding Allocated	$0	$0	$0	$0	$0	$0	$0	$0
Total Sources of Funding	$0	$0	$0	$0	$0	$0	$0	$0
Total Estimated Costs	$175,000							
Total Unfunded	$175,000							
Total Est. Annual Operating Impact	$0							

Funding Status: Unfunded
Actuals: $0
Encumbrances: $0

40-P-19-0201 Jose Marti Park - Shoreline/Seawall, Kayak launch, and Riverwalk
40-B193500

District: 3
Status: Active
Phase: Bidding

Design and permitting of a seawall, kayak launch, and riverwalk at Jose Marti Park

Sources and Estimated Costs by Department

Parks and Recreation

Project Information and Description		Prior Year Budget	Current Budget 2024-25	Future Budget Funding 2025-26	2026-27	2027-28	2028-29	2029-30
CDBG Mitigation Program - DEO	$13,497,843	$13,497,843	$0	$0	$0	$0	$0	$0
Department of Housing and Urban Development	$4,000,000	$4,000,000	$0	$0	$0	$0	$0	$0
Florida Inland Navigation District	$149,096	$149,096	$0	$0	$0	$0	$0	$0
Florida Inland Navigation District	$2,735,000	$2,735,000	$0	$0	$0	$0	$0	$0
Impact Fees	$152,777	$152,777	$0	$0	$0	$0	$0	$0
Impact Fees - Parks	$350,662	$350,662	$0	$0	$0	$0	$0	$0
Miami Forever Bond	$3,000,000	$3,000,000	$0	$0	$0	$0	$0	$0
Total Sources of Funding	$23,885,378	$23,885,378	$0	$0	$0	$0	$0	$0
Total Estimated Costs	$23,632,813							
Total Unfunded	($252,565)							
Total Est. Annual Operating Impact	$0							

Funding Status: Fully Funded
Actuals: $554,490
Encumbrances: $38,502

40-P-19-0226 Jose Marti Park Flood Mitigation Study and Design
40-B193803

District: 3
Status: Active
Phase: Monitoring

Seawall/Riverwalk Study and Design for resiliency sea level risk mitigation at Jose Marti Park - to serve as standard for riverside projects

Impact Fees - Parks	$1,000,000	$1,000,000	$0	$0	$0	$0	$0	$0
Miami Forever Bond	$940,000	$940,000	$0	$0	$0	$0	$0	$0
Van Alen Institute	$60,000	$60,000	$0	$0	$0	$0	$0	$0
Total Sources of Funding	$2,000,000	$2,000,000	$0	$0	$0	$0	$0	$0
Total Estimated Costs	$2,000,000							
Total Unfunded	$0							
Total Est. Annual Operating Impact	$0							

Funding Status: Fully Funded
Actuals: $1,654,415
Encumbrances: $9,350

40-P-23-0035 Jose Marti Park Pickleball Center Creation
40-B243510

District: 3
Status: Active
Phase: Planning

Jose Marti Park Pickleball Center Creation

Sources and Estimated Costs by Department

Parks and Recreation

Project Information and Description		Prior Year Budget	Current Budget 2024-25	Future Budget Funding 2025-26	2026-27	2027-28	2028-29	2029-30
Impact Fees - Parks	$1,293,000	$1,293,000	$0	$0	$0	$0	$0	$0
Total Sources of Funding	$1,293,000	$1,293,000	$0	$0	$0	$0	$0	$0
Total Estimated Costs	$1,293,000							
Total Unfunded	$0							
Total Est. Annual Operating Impact	$0							

Funding Status: Fully Funded
Actuals: $0
Encumbrances: $0

40-P-20-0762 Jose Marti Pool Resurfacing and Liner Replacement

District: 3
Status: Future Consideration
Phase: Planning

Resurface existing pool and install new pool liner.

No Funding Allocated	$0	$0	$0	$0	$0	$0	$0	$0
Total Sources of Funding	$0	$0	$0	$0	$0	$0	$0	$0
Total Estimated Costs	$250,000							
Total Unfunded	$250,000							
Total Est. Annual Operating Impact	$0							

Funding Status: Unfunded
Actuals: $0
Encumbrances: $0

40-P-21-0018 Jose Marti Pool Sand Filtration System
40-B223503

District: 3
Status: Active
Phase: Design

Replace, convert, and upgrade existing DE Filters to Fully Automatic Hi-Rate Sand Filter System at Jose Marti Park Pool

Impact Fees - Parks	$150,000	$150,000	$0	$0	$0	$0	$0	$0
Total Sources of Funding	$150,000	$150,000	$0	$0	$0	$0	$0	$0
Total Estimated Costs	$150,000							
Total Unfunded	$0							
Total Est. Annual Operating Impact	$0							

Funding Status: Fully Funded
Actuals: $4,995
Encumbrances: $0

40-P-23-0025 Juan Pablo Duarte Park - ARPA
40-B233516

District: 1
Status: Active
Phase: Planning

Juan Pablo Duarte Park - ARPA

Sources and Estimated Costs by Department

Parks and Recreation

Project Information and Description		Prior Year Budget	Current Budget 2024-25	Future Budget Funding 2025-26	2026-27	2027-28	2028-29	2029-30
American Rescue Plan Act	$250,000	$250,000	$0	$0	$0	$0	$0	$0
Total Sources of Funding	$250,000	$250,000	$0	$0	$0	$0	$0	$0
Total Estimated Costs	$250,000							
Total Unfunded	$0							
Total Est. Annual Operating Impact	$0							

Funding Status: Fully Funded
Actuals: $0
Encumbrances: $0

40-P-24-0017 Juan Pablo Duarte Park Design and Site Improvements
40-B243517

Park Design and Site Improvements

District: 1
Status: Adopted
Phase: Planning

Contribution from Special Revenue Fund	$50,000	$50,000	$0	$0	$0	$0	$0	$0
Impact Fees - Parks	$150,000	$150,000	$0	$0	$0	$0	$0	$0
Total Sources of Funding	$200,000	$200,000	$0	$0	$0	$0	$0	$0
Total Estimated Costs	$200,000							
Total Unfunded	$0							
Total Est. Annual Operating Impact	$0							

Funding Status: Fully Funded
Actuals: $0
Encumbrances: $0

40-P-20-0781 Juan Pablo Duarte Park New Recreation Building

Demolish and design and construct new recreation building at Juan Pablo Duarte Park

District: 1
Status: Future Consideration
Phase: Planning

No Funding Allocated	$0	$0	$0	$0	$0	$0	$0	$0
Total Sources of Funding	$0	$0	$0	$0	$0	$0	$0	$0
Total Estimated Costs	$5,619,360							
Total Unfunded	$5,619,360							
Total Est. Annual Operating Impact	$0							

Funding Status: Unfunded
Actuals: $0
Encumbrances: $0

Sources and Estimated Costs by Department

Parks and Recreation

Project Information and Description		Prior Year Budget	Current Budget 2024-25	Future Budget Funding 2025-26	2026-27	2027-28	2028-29	2029-30
40-P-20-0367 Kennedy Park Enhancements 40-B173510 *Kennedy Park Enhancements*						**District:** 2 **Status:** Active **Phase:** Construction		
Impact Fees - Parks	$162,297	$162,297	$0	$0	$0	$0	$0	$0
Total Sources of Funding	$162,297	$162,297	$0	$0	$0	$0	$0	$0
Total Estimated Costs	$350,000							
Total Unfunded	$187,703					**Funding Status:**	Partial	
						Actuals:	$162,297	
Total Est. Annual Operating Impact	$0					*Encumbrances:*	$0	

40-P-00-0241 Kennedy Park Restroom Building Improvements 40-B35838 *Existing bathroom structure to be demolished. Design and build a new restroom building and park maintenance storage.Build accessible walkway on perimeter. Build accessible ramp(s). Install Hi- L0 refrigerated water fountain,.add sod where necessary. ALL W*						**District:** 2 **Status:** Active **Phase:** Administrative Close-Out		
Contribution from General Fund-SSL	$15,843	$15,843	$0	$0	$0	$0	$0	$0
Homeland Defense Bond Series 1	$333	$333	$0	$0	$0	$0	$0	$0
Homeland Defense Bond Series 3	$61,195	$61,195	$0	$0	$0	$0	$0	$0
Impact Fees	$4,900	$4,900	$0	$0	$0	$0	$0	$0
Impact Fees	$526,062	$526,062	$0	$0	$0	$0	$0	$0
Sanitary Sewer Non-Bond	$1,002,983	$1,002,983	$0	$0	$0	$0	$0	$0
Sunshine State Government Financing Commission Loan #2	$4,161	$4,161	$0	$0	$0	$0	$0	$0
Total Sources of Funding	$1,615,476	$1,615,476	$0	$0	$0	$0	$0	$0
Total Estimated Costs	$1,615,476							
Total Unfunded	$0					**Funding Status:**	Fully Funded	
						Actuals:	$1,604,397	
Total Est. Annual Operating Impact	$0					*Encumbrances:*	$5,861	

40-P-00-0055 Kennedy Park Restroom Building Improvements-Sanitary Sewer Component 40-B35838S *Existing bathroom structure to be demolished. Design and build a new restroom building and park maintenance storage.Build accessible walkway on perimeter. Build accessible ramp(s). Install Hi- L0 refrigerated water fountain,.add sod where necessary. ALL W*						**District:** 2 **Status:** Active **Phase:** Administrative Close-Out		

Sources and Estimated Costs by Department

Parks and Recreation

Project Information and Description		Prior Year Budget	Current Budget 2024-25	Future Budget Funding 2025-26	2026-27	2027-28	2028-29	2029-30
Sanitary Sewer Non-Bond	$199,250	$199,250	$0	$0	$0	$0	$0	$0
Total Sources of Funding	$199,250	$199,250	$0	$0	$0	$0	$0	$0
Total Estimated Costs	$199,250							
Total Unfunded	$0							
Total Est. Annual Operating Impact	$0							

Funding Status: Fully Funded
Actuals: $193,934
Encumbrances: $5,316

40-P-20-0732 Kinloch Park - General Plan Design
40-B213500
General Plan Design for Kinloch Park

District: 1
Status: Active
Phase: Planning

Impact Fees - Parks	$100,000	$100,000	$0	$0	$0	$0	$0	$0
Total Sources of Funding	$100,000	$100,000	$0	$0	$0	$0	$0	$0
Total Estimated Costs	$100,000							
Total Unfunded	$0							
Total Est. Annual Operating Impact	$0							

Funding Status: Fully Funded
Actuals: $0
Encumbrances: $0

40-P-20-0719 Kinloch Park Building Addition
40-B40457
Design and Construction of Building Addition

District: 1
Status: Active
Phase: Administrative Close-Out

Sources and Estimated Costs by Department

Parks and Recreation

Project Information and Description		Prior Year Budget	Current Budget 2024-25	Future Budget Funding 2025-26	2026-27	2027-28	2028-29	2029-30
Contribution from Special Revenue Fund	$200,000	$200,000	$0	$0	$0	$0	$0	$0
Homeland Defense Bond Series 2	$47,843	$47,843	$0	$0	$0	$0	$0	$0
Homeland Defense Bond Series 3	$49,429	$49,429	$0	$0	$0	$0	$0	$0
Impact Fees	$660,683	$660,683	$0	$0	$0	$0	$0	$0
Impact Fees - Parks	$300,000	$300,000	$0	$0	$0	$0	$0	$0
Miami-Dade County General Obligation Bond	$1,299,220	$1,299,220	$0	$0	$0	$0	$0	$0
Total Sources of Funding	$2,557,176	$2,557,176	$0	$0	$0	$0	$0	$0
Total Estimated Costs	$2,557,955							
Total Unfunded	$779							
Total Est. Annual Operating Impact	$0							

Funding Status: Partial
Actuals: $2,553,887
Encumbrances: $2,120

40-P-20-0687 Kinloch Park Impact Resistant Windows and Doors Installation

District: 1
Status: Future Consideration
Phase: Planning

"Replace all windows and doors at park facilities with Impact Resistant Glass. Installation will prevent damage in future storm conditions. Regular Doors doors (single) - 2; Sliding windows - 6; Windows (do not open) - 8; 2 - narrow windows that do not op

No Funding Allocated	$0	$0	$0	$0	$0	$0	$0	$0
Total Sources of Funding	$0	$0	$0	$0	$0	$0	$0	$0
Total Estimated Costs	$71,000							
Total Unfunded	$71,000							
Total Est. Annual Operating Impact	$0							

Funding Status: Unfunded
Actuals: $0
Encumbrances: $0

40-P-20-0782 Kinloch Park New Recreation Building

District: 1
Status: Future Consideration
Phase: Planning

Reconfigure current amenities, demolish existing building and redesign and construct new recreation building at Kinloch Park

Sources and Estimated Costs by Department

Parks and Recreation

Project Information and Description		Prior Year Budget	Current Budget 2024-25	Future Budget Funding 2025-26	2026-27	2027-28	2028-29	2029-30
No Funding Allocated	$0	$0	$0	$0	$0	$0	$0	$0
Total Sources of Funding	$0	$0	$0	$0	$0	$0	$0	$0
Total Estimated Costs	$5,619,360							
Total Unfunded	$5,619,360							
Total Est. Annual Operating Impact	$0							

Funding Status: Unfunded
Actuals: $0
Encumbrances: $0

40-P-20-0688 Kirk Munroe Park Impact Resistant Windows and Doors Installation

District: 2
Status: Future Consideration
Phase: Planning

Replace all windows and doors at park facilities with Impact Resistant Glass. Installation will prevent damage in future stormconditions. 1 single door, 2 small windows, 2 large windows

No Funding Allocated	$0	$0	$0	$0	$0	$0	$0	$0
Total Sources of Funding	$0	$0	$0	$0	$0	$0	$0	$0
Total Estimated Costs	$20,000							
Total Unfunded	$20,000							
Total Est. Annual Operating Impact	$0							

Funding Status: Unfunded
Actuals: $0
Encumbrances: $0

40-P-20-0769 Kirk Munroe Tennis Court Reconstruction and Lighting Improvements
40-B223501

District: 2
Status: Active
Phase: Dry-Run/Permit

Reconstruction and lightning improvements for tennis court at Kirk Munroe Park

Contribution from Special Revenue Fund	$650	$650	$0	$0	$0	$0	$0	$0
Impact Fees - Parks	$400,193	$400,193	$0	$0	$0	$0	$0	$0
Total Sources of Funding	$400,843	$400,843	$0	$0	$0	$0	$0	$0
Total Estimated Costs	$1,169,749							
Total Unfunded	$768,906							
Total Est. Annual Operating Impact	$0							

Funding Status: Partial
Actuals: $41,248
Encumbrances: $26,893

Sources and Estimated Costs by Department

Parks and Recreation

Project Information and Description		Prior Year Budget	Current Budget 2024-25	Future Budget Funding 2025-26	2026-27	2027-28	2028-29	2029-30

40-P-00-0063 Legion Park Community Building Improvements

40-B40510A

District: 5
Status: Active
Phase: Construction

The scope includes the design and construction for a new roof, bathrooms upgrade/remodel, replacement of selected doors and windows, terrazzo repairs, new epoxy flooring to replace VCT in selected areas, add elevator (code requirement), MEP equipment upgr

Contribution from General Fund	$1,438,598	$1,438,598	$0	$0	$0	$0	$0	$0
Impact Fees	$134,296	$134,296	$0	$0	$0	$0	$0	$0
Impact Fees - Parks	$2,706,051	$2,706,051	$0	$0	$0	$0	$0	$0
Miami Forever Bond	$825,000	$825,000	$0	$0	$0	$0	$0	$0
Total Sources of Funding	$5,103,944	$5,103,944	$0	$0	$0	$0	$0	$0
Total Estimated Costs	$5,120,046							
Total Unfunded	$16,102							
Total Est. Annual Operating Impact	$0							

Funding Status: Partial
Actuals: $4,401,051
Encumbrances: $518,995

40-P-20-0689 Legion Park Impact Resistant Windows and Doors Installation

District: 5
Status: Future Consideration
Phase: Planning

Replace all windows and doors at park facilities with Impact Resistant Glass. Installation will prevent damage in future storm conditions.

No Funding Allocated	$0	$0	$0	$0	$0	$0	$0	$0
Total Sources of Funding	$0	$0	$0	$0	$0	$0	$0	$0
Total Estimated Costs	$200,000							
Total Unfunded	$200,000							
Total Est. Annual Operating Impact	$0							

Funding Status: Unfunded
Actuals: $0
Encumbrances: $0

40-P-24-0012 Legion Park North Gate Access

40-B243525

District: 5
Status: Adopted
Phase: Planning

Construct new pedestrian access at NE 67 Street. New North Access Gate Improvements @ NE 67 Street, north gate access, walkways, lighting and drainage improvement

Sources and Estimated Costs by Department

Parks and Recreation

Project Information and Description		Prior Year Budget	Current Budget 2024-25	Future Budget Funding 2025-26	2026-27	2027-28	2028-29	2029-30
Contribution from General Fund	$250,000	$250,000	$0	$0	$0	$0	$0	$0
Total Sources of Funding	$250,000	$250,000	$0	$0	$0	$0	$0	$0
Total Estimated Costs	$240,000							
Total Unfunded	($10,000)							
Total Est. Annual Operating Impact	$0							

Funding Status: Fully Funded
Actuals: $0
Encumbrances: $0

40-P-00-0062 Legion Park Seawall and Non-motorized Ramp
40-B40510

District: 5
Status: Active
Phase: Final Completion

FIND Grant: The project includes, the reconstruction of boat ramp and parking lot, new seawall, bay-walks, solar lighting, drainage upgrade, and a new metal picket fence with gate..

Contribution from General Fund	$150,000	$150,000	$0	$0	$0	$0	$0	$0
Contribution from Special Revenue Fund	$16,933	$16,933	$0	$0	$0	$0	$0	$0
Impact Fees	$241,082	$241,082	$0	$0	$0	$0	$0	$0
Impact Fees - Parks	$1,331,349	$1,331,349	$0	$0	$0	$0	$0	$0
Miami Forever Bond	$263,000	$263,000	$0	$0	$0	$0	$0	$0
Surety Payment Bonds	$288,060	$288,060	$0	$0	$0	$0	$0	$0
Total Sources of Funding	$2,290,424	$2,290,424	$0	$0	$0	$0	$0	$0
Total Estimated Costs	$2,290,424							
Total Unfunded	$0							
Total Est. Annual Operating Impact	$0							

Funding Status: Fully Funded
Actuals: $2,165,204
Encumbrances: $46,225

40-P-21-0014 Legion Park Shoreline Stabilization - Design and Permitting
40-B223507

District: 5
Status: Active
Phase: Design

Design and permitting of a shoreline stabilization and kayak launches at Legion Park - Phase 1

Sources and Estimated Costs by Department

Parks and Recreation

Project Information and Description		Prior Year Budget	Current Budget 2024-25	Future Budget Funding 2025-26	2026-27	2027-28	2028-29	2029-30
Florida Inland Navigation District	$196,300	$196,300	$0	$0	$0	$0	$0	$0
Impact Fees - Parks	$430,350	$430,350	$0	$0	$0	$0	$0	$0
Total Sources of Funding	$626,650	$626,650	$0	$0	$0	$0	$0	$0
Total Estimated Costs	$3,518,300							
Total Unfunded	$2,891,650							
Total Est. Annual Operating Impact	$0							

Funding Status: Partial
Actuals: $267,891
Encumbrances: $160,236

40-P-20-0690 Lemon City Park Day Care Impact Resistant Windows and Doors Installation

District: 5
Status: Future Consideration
Phase: Planning

Replace all windows and doors at park facilities with Impact Resistant Glass. Installation will prevent damage in future storm conditions. Lobby - 1 Double Glass Door; 21 small window panes; 4 double window; 2 regular windowClassroom - 3 small windows; D

No Funding Allocated	$0	$0	$0	$0	$0	$0	$0	$0
Total Sources of Funding	$0	$0	$0	$0	$0	$0	$0	$0
Total Estimated Costs	$128,000							
Total Unfunded	$128,000							
Total Est. Annual Operating Impact	$0							

Funding Status: Unfunded
Actuals: $0
Encumbrances: $0

40-P-20-0691 Lemon City Park Impact Resistant Windows and Doors Installation

District: 5
Status: Future Consideration
Phase: Planning

Replace all windows and doors at park facilities with Impact Resistant Glass. Installation will prevent damage in future storm conditions. 6 glass windows and 3 glass doors

No Funding Allocated	$0	$0	$0	$0	$0	$0	$0	$0
Total Sources of Funding	$0	$0	$0	$0	$0	$0	$0	$0
Total Estimated Costs	$38,000							
Total Unfunded	$38,000							
Total Est. Annual Operating Impact	$0							

Funding Status: Unfunded
Actuals: $0
Encumbrances: $0

Sources and Estimated Costs by Department

Parks and Recreation

Project Information and Description		Prior Year Budget	Current Budget 2024-25	Future Budget Funding 2025-26	2026-27	2027-28	2028-29	2029-30
40-P-21-0041	Little Haiti Cultural Center - Miscellaneous Repair							
40-B70029								
Miscellaneous repairs at Little Haiti Cultural Center								
Contribution from General Fund	$28,720	$28,720	$0	$0	$0	$0	$0	$0
Contribution from General Fund-SSL	$552	$552	$0	$0	$0	$0	$0	$0
Total Sources of Funding	$29,273	$29,273	$0	$0	$0	$0	$0	$0
Total Estimated Costs	$35,905							
Total Unfunded	$6,632							
Total Est. Annual Operating Impact	$0							

District: 5
Status: Active
Phase: Planning

Funding Status: Partial
Actuals: $29,273
Encumbrances: $0

40-P-23-0041	Little Haiti Cultural Center and Caribbean Marketplace A/C Chiller Replacements							
40-B243513								
Little Haiti Cultural Center and Caribbean Marketplace A/C Chiller Replacements								
Impact Fees - Parks	$500,000	$500,000	$0	$0	$0	$0	$0	$0
Total Sources of Funding	$500,000	$500,000	$0	$0	$0	$0	$0	$0
Total Estimated Costs	$500,000							
Total Unfunded	$0							
Total Est. Annual Operating Impact	$0							

District: 5
Status: Active
Phase: Design

Funding Status: Fully Funded
Actuals: $0
Encumbrances: $405,585

40-P-20-0376 Little Haiti Cultural Center Dance Floor Improvements
40-B203513
Interior Improvements at the Little Haiti Cultural Center

District: 5
Status: Active
Phase: Pre-Construction

Sources and Estimated Costs by Department

Parks and Recreation

Project Information and Description		Prior Year Budget	Current Budget 2024-25	Future Budget Funding 2025-26	2026-27	2027-28	2028-29	2029-30
Contribution from General Fund	$181,500	$181,500	$0	$0	$0	$0	$0	$0
Total Sources of Funding	$181,500	$181,500	$0	$0	$0	$0	$0	$0
Total Estimated Costs	$181,500							
Total Unfunded	$0							
Total Est. Annual Operating Impact	$0							

Funding Status: Fully Funded
Actuals: $99,768
Encumbrances: $28,018

50-P-21-0011 Little Haiti Cultural Center Improvements
40-B213510
Repairs of FFE at Little Haiti Cultural Center

District: 5
Status: Active
Phase: Planning

Contribution from General Fund	$161,129	$161,129	$0	$0	$0	$0	$0	$0
Contribution from Special Revenue Fund	$1,613	$1,613	$0	$0	$0	$0	$0	$0
Total Sources of Funding	$162,742	$162,742	$0	$0	$0	$0	$0	$0
Total Estimated Costs	$156,110							
Total Unfunded	($6,632)							
Total Est. Annual Operating Impact	$0							

Funding Status: Fully Funded
Actuals: $7,824
Encumbrances: $0

40-P-23-0029 Little Haiti Cultural Complex Caribbean Marketplace Roof Replacement
40-B233518
Roof replacement at the Caribbean Market Place

District: 5
Status: Active
Phase: Design

Contribution from General Fund	$250,000	$250,000	$0	$0	$0	$0	$0	$0
Total Sources of Funding	$250,000	$250,000	$0	$0	$0	$0	$0	$0
Total Estimated Costs	$2,350,400							
Total Unfunded	$2,100,400							
Total Est. Annual Operating Impact	$0							

Funding Status: Partial
Actuals: $722
Encumbrances: $245,037

Sources and Estimated Costs by Department

Parks and Recreation

Project Information and Description		Prior Year Budget	Current Budget 2024-25	Future Budget Funding 2025-26	2026-27	2027-28	2028-29	2029-30

40-P-18-0178 Little Haiti Cultural Complex Facility Improvements

40-B183511

Upgrades to the complex including exterior stucco repair, exterior painting and window repair for the Community Building and Theater Building.

District: 5
Status: Active
Phase: Pre-Construction

Contribution from General Fund	$1,610,000	$1,610,000	$0	$0	$0	$0	$0	$0
Florida Cultural Facilities Program	$78,250	$78,250	$0	$0	$0	$0	$0	$0
Total Sources of Funding	$1,688,250	$1,688,250	$0	$0	$0	$0	$0	$0
Total Estimated Costs	$1,688,250							
Total Unfunded	$0							
Total Est. Annual Operating Impact	$0							

Funding Status: Fully Funded
Actuals: $1,406,422
Encumbrances: $7,601

40-P-20-0363 Little Haiti Freedom Garden Park

40-B40519

Landscaping, irrigation and site furnishings

District: 5
Status: Active
Phase: Planning

Impact Fees	$50,000	$50,000	$0	$0	$0	$0	$0	$0
Total Sources of Funding	$50,000	$50,000	$0	$0	$0	$0	$0	$0
Total Estimated Costs	$50,000							
Total Unfunded	$0							
Total Est. Annual Operating Impact	$0							

Funding Status: Fully Funded
Actuals: $0
Encumbrances: $0

40-P-22-0028 Little Haiti Soccer Park

40-B40516

Little Haiti Soccer Park

District: 5
Status: Active
Phase: Planning

Sources and Estimated Costs by Department

Parks and Recreation

Project Information and Description		Prior Year Budget	Current Budget 2024-25	Future Budget Funding 2025-26	2026-27	2027-28	2028-29	2029-30
Impact Fees	$1,708,346	$1,708,346	$0	$0	$0	$0	$0	$0
Impact Fees - Parks	$94,203	$94,203	$0	$0	$0	$0	$0	$0
Total Sources of Funding	$1,802,548	$1,802,548	$0	$0	$0	$0	$0	$0
Total Estimated Costs	$1,810,871							
Total Unfunded	$8,323							
Total Est. Annual Operating Impact	$0							

Funding Status: Partial
Actuals: $1,684,182
Encumbrances: $118,366

40-P-24-0022 Little Haiti Soccer Park Improvements
40-B243524

Little Haiti Soccer Park Improvements

District: 5
Status: Adopted
Phase: Planning

Impact Fees	$102,526	$102,526	$0	$0	$0	$0	$0	$0
Impact Fees - Parks	$5,797	$5,797	$0	$0	$0	$0	$0	$0
Total Sources of Funding	$108,323	$108,323	$0	$0	$0	$0	$0	$0
Total Estimated Costs	$108,323							
Total Unfunded	$0							
Total Est. Annual Operating Impact	$0							

Funding Status: Fully Funded
Actuals: $0
Encumbrances: $0

40-P-20-0768 Little Haiti Soccer Park New Elevator
40-B203532

Replace existing elevator system to include elevator controller, signal fixtures, and wiring to ensure a state of the art microprocessor elevator system to improve overall accessibility throughout the park location.

District: 5
Status: Active
Phase: Planning

Contribution from Special Revenue Fund	$65,950	$65,950	$0	$0	$0	$0	$0	$0
Total Sources of Funding	$65,950	$65,950	$0	$0	$0	$0	$0	$0
Total Estimated Costs	$126,435							
Total Unfunded	$60,485							
Total Est. Annual Operating Impact	$0							

Funding Status: Partial
Actuals: $65,950
Encumbrances: $0

Sources and Estimated Costs by Department

Parks and Recreation

Project Information and Description		Prior Year Budget	Current Budget 2024-25	Future Budget Funding 2025-26	2026-27	2027-28	2028-29	2029-30
40-P-22-0014 Little River Pocket Park Enhancements								
40-B223520								
Park Enhancements								
Impact Fees - Parks	$100,000	$100,000	$0	$0	$0	$0	$0	$0
Total Sources of Funding	$100,000	$100,000	$0	$0	$0	$0	$0	$0
Total Estimated Costs	$100,000							
Total Unfunded	$0							
Total Est. Annual Operating Impact	$0							

District: 5
Status: Active
Phase: Planning

Funding Status: Fully Funded
Actuals: $0
Encumbrances: $0

Project Information and Description		Prior Year Budget	Current Budget 2024-25	Future Budget Funding 2025-26	2026-27	2027-28	2028-29	2029-30
40-P-20-0364 Little River Pocket Park Playground								
40-B40521								
Install playground and PIP (Protective Industrial Products) flooring								
Impact Fees	$50,000	$50,000	$0	$0	$0	$0	$0	$0
Total Sources of Funding	$50,000	$50,000	$0	$0	$0	$0	$0	$0
Total Estimated Costs	$50,000							
Total Unfunded	$0							
Total Est. Annual Operating Impact	$0							

District: 5
Status: Active
Phase: Planning

Funding Status: Fully Funded
Actuals: $0
Encumbrances: $0

Project Information and Description		Prior Year Budget	Current Budget 2024-25	Future Budget Funding 2025-26	2026-27	2027-28	2028-29	2029-30
40-P-23-0018 Lummus Park Court Reconstruction								
40-B233502								
Engineering assessment/design and reconstruction of existing damaged and unsafe basketball court								
Impact Fees - Parks	$675,000	$675,000	$0	$0	$0	$0	$0	$0
Total Sources of Funding	$675,000	$675,000	$0	$0	$0	$0	$0	$0
Total Estimated Costs	$675,000							
Total Unfunded	$0							
Total Est. Annual Operating Impact	$0							

District: 5
Status: Active
Phase: Pre-Construction

Funding Status: Fully Funded
Actuals: $139,665
Encumbrances: $99,996

Sources and Estimated Costs by Department

Parks and Recreation

Project Information and Description	Prior Year Budget	Current Budget 2024-25	Future Budget Funding 2025-26	2026-27	2027-28	2028-29	2029-30

40-P-20-0692 Lummus Park Impact Resistant Windows and Doors Installation

District: 1
Status: Future Consideration
Phase: Planning

Replace all windows and doors at park facilities with Impact Resistant Glass. Installation will prevent damage in future storm conditions.

No Funding Allocated	$0	$0	$0	$0	$0	$0	$0	$0
Total Sources of Funding	$0	$0	$0	$0	$0	$0	$0	$0
Total Estimated Costs	$50,000							
Total Unfunded	$50,000							
Total Est. Annual Operating Impact	$0							

Funding Status: Unfunded
Actuals: $0
Encumbrances: $0

40-P-21-0037 Lummus Park Landing Area Project
40-B30643

District: 1
Status: Active
Phase: Planning

Repairs of Landing Area at Lummus Park

Florida Inland Navigation District	$398,053	$398,053	$0	$0	$0	$0	$0	$0
Local Option Gas Tax	$252,398	$252,398	$0	$0	$0	$0	$0	$0
Street Bonds - Series 2007	$210,321	$210,321	$0	$0	$0	$0	$0	$0
Street Bonds - Series 2009	$901,689	$901,689	$0	$0	$0	$0	$0	$0
Transit Half-Cent Surtax	$88,819	$88,819	$0	$0	$0	$0	$0	$0
Total Sources of Funding	$1,851,279	$1,851,279	$0	$0	$0	$0	$0	$0
Total Estimated Costs	$1,851,279							
Total Unfunded	$0							
Total Est. Annual Operating Impact	$0							

Funding Status: Fully Funded
Actuals: $1,846,339
Encumbrances: $4,640

50-P-22-0002 Maintenance Equipment Replacement
40-B223517

District: Citywide
Status: Active
Phase: Construction

To fund the replacement of deadlined equipment and purchase of additional equipment needed to keep our park grounds safe and beautiful.

Sources and Estimated Costs by Department

Parks and Recreation

Project Information and Description		Prior Year Budget	Current Budget 2024-25	Future Budget Funding 2025-26	2026-27	2027-28	2028-29	2029-30
Contribution from General Fund	$558	$558	$0	$0	$0	$0	$0	$0
Contribution from Special Revenue Fund	$211,720	$211,720	$0	$0	$0	$0	$0	$0
Total Sources of Funding	$212,278	$212,278	$0	$0	$0	$0	$0	$0
Total Estimated Costs	$200,000							
Total Unfunded	($12,278)							
Total Est. Annual Operating Impact	$0							

Funding Status: Fully Funded
Actuals: $186,805
Encumbrances: $13,119

40-P-00-0064 Manatee Bend Park Site Lighting
40-B40523

District: 5
Status: Active
Phase: Administrative Close-Out

Install a lighting system to provide general illumination throughout the park

Contribution from General Fund	$119,398	$119,398	$0	$0	$0	$0	$0	$0
Impact Fees	$49,395	$49,395	$0	$0	$0	$0	$0	$0
Total Sources of Funding	$168,793	$168,793	$0	$0	$0	$0	$0	$0
Total Estimated Costs	$208,054							
Total Unfunded	$39,261							
Total Est. Annual Operating Impact	$0							

Funding Status: Partial
Actuals: $162,608
Encumbrances: $5,762

40-P-20-0760 Margaret Pace Park - Phase 1
40-B233500

District: 2
Status: Active
Phase: A/E Selection

Design a green/grey shoreline plan to protect park and address coastal area resiliency needs, build water access for residents to use non-motorized vessels to waterfront, include revision of walkways and waterfront park amenities.

Sources and Estimated Costs by Department

Parks and Recreation

Project Information and Description		Prior Year Budget	Current Budget 2024-25	Future Budget Funding 2025-26	2026-27	2027-28	2028-29	2029-30
Contribution from General Fund	$40,996	$40,996	$0	$0	$0	$0	$0	$0
Contribution from Special Revenue Fund	$500,000	$500,000	$0	$0	$0	$0	$0	$0
Florida Inland Navigation District	$539,760	$539,760	$0	$0	$0	$0	$0	$0
Impact Fees	$87,703	$87,703	$0	$0	$0	$0	$0	$0
Impact Fees - Parks	$1,079,600	$1,079,600	$0	$0	$0	$0	$0	$0
Total Sources of Funding	$2,248,059	$2,248,059	$0	$0	$0	$0	$0	$0
Total Estimated Costs	$2,100,000							
Total Unfunded	($148,059)							
Total Est. Annual Operating Impact	$0							

Funding Status: Fully Funded
Actuals: $60,862
Encumbrances: $1,694

40-P-19-0237 Marine Stadium Basin Trail at Virginia Key
40-B17354

Basin trail phase 1 & 2 Design and Construction

District: Citywide
Status: Active
Phase: Construction

Contribution from General Fund	$451,113	$451,113	$0	$0	$0	$0	$0	$0
Contribution from General Fund-SSL	$171,270	$171,270	$0	$0	$0	$0	$0	$0
Florida Department of Environmental Protection	$200,000	$200,000	$0	$0	$0	$0	$0	$0
Florida Department of Environmental Protection	$200,000	$200,000	$0	$0	$0	$0	$0	$0
Impact Fees - Parks	$2,377,618	$2,177,618	$200,000	$0	$0	$0	$0	$0
Total Sources of Funding	$3,400,000	$3,200,000	$200,000	$0	$0	$0	$0	$0
Total Estimated Costs	$3,200,000							
Total Unfunded	($200,000)							
Total Est. Annual Operating Impact	$0							

Funding Status: Fully Funded
Actuals: $1,627,042
Encumbrances: $1,431,861

40-P-00-0080 Marine Stadium Park Development
40-B40668

16 AC Park Development frontinh Marina Stadium INCLSite Drainage, Water Lines, Sewer Lines, Lighting, Landscaping

District: Citywide
Status: Active
Phase: Monitoring

Sources and Estimated Costs by Department

Parks and Recreation

Project Information and Description		Prior Year Budget	Current Budget 2024-25	Future Budget Funding 2025-26	2026-27	2027-28	2028-29	2029-30
Contribution from General Fund	$4,386,295	$4,386,295	$0	$0	$0	$0	$0	$0
Florida Inland Navigation District	$58,243	$58,243	$0	$0	$0	$0	$0	$0
Marine Stadium Financing	$16,000,000	$16,000,000	$0	$0	$0	$0	$0	$0
National Marine Manufacturers Association	$3,253,000	$3,253,000	$0	$0	$0	$0	$0	$0
Total Sources of Funding	$23,697,538	$23,697,538	$0	$0	$0	$0	$0	$0
Total Estimated Costs	$24,134,300							
Total Unfunded	$436,762							
Total Est. Annual Operating Impact	$110,000							

Funding Status: Partial
Actuals: $21,997,827
Encumbrances: $182,580

40-P-22-0006 Mary Brickell Park General Enhancements
40-B223510

District: 2
Status: Active
Phase: Planning

Various improvements to Mary Brickell Park to include walkway renovations, updated fitness equipment, etc.

Contribution from Special Revenue Fund	$200,000	$200,000	$0	$0	$0	$0	$0	$0
Total Sources of Funding	$200,000	$200,000	$0	$0	$0	$0	$0	$0
Total Estimated Costs	$200,000							
Total Unfunded	$0							
Total Est. Annual Operating Impact	$0							

Funding Status: Fully Funded
Actuals: $0
Encumbrances: $0

40-P-00-0015 Maurice Ferre Park - Walkway
40-B30538H

District: 2
Status: Active
Phase: Administrative Close-Out

construction and repairs of the existing walkway

Contribution from General Fund	$460,980	$460,980	$0	$0	$0	$0	$0	$0
Total Sources of Funding	$460,980	$460,980	$0	$0	$0	$0	$0	$0
Total Estimated Costs	$469,000							
Total Unfunded	$8,020							
Total Est. Annual Operating Impact	$0							

Funding Status: Partial
Actuals: $454,325
Encumbrances: $6,655

Sources and Estimated Costs by Department

Parks and Recreation

Project Information and Description		Prior Year Budget	Current Budget 2024-25	Future Budget Funding 2025-26	2026-27	2027-28	2028-29	2029-30
40-P-00-0275	Maurice Ferre Park - Wall Demolition							
40-B203521								
Demolition of retaining wall and area restoration post-demolition								
Downtown Developmental Regional Impact (DDRI)	$325,559	$325,559	$0	$0	$0	$0	$0	$0
OMNI CRA Contribution	$300,000	$300,000	$0	$0	$0	$0	$0	$0
Total Sources of Funding	$625,559	$625,559	$0	$0	$0	$0	$0	$0
Total Estimated Costs	$625,559							
Total Unfunded	$0							
Total Est. Annual Operating Impact	$0							

District: Citywide
Status: On-Hold
Phase: Administrative Close-Out

Funding Status: Fully Funded
Actuals: $318,844
Encumbrances: $0

Project Information and Description		Prior Year Budget	Current Budget 2024-25	Future Budget Funding 2025-26	2026-27	2027-28	2028-29	2029-30
40-P-21-0039	Maximo Gomez/Domino Park Restroom Improvements							
40-B35861B								
Restroom improvements at Maximo Gomez and Domino Parks								
Homeland Defense Bond Series 1 & 2 - Interest	$29,241	$29,241	$0	$0	$0	$0	$0	$0
Homeland Defense Bond Series 3	$73,468	$73,468	$0	$0	$0	$0	$0	$0
Impact Fees	$200,968	$200,968	$0	$0	$0	$0	$0	$0
Total Sources of Funding	$303,677	$303,677	$0	$0	$0	$0	$0	$0
Total Estimated Costs	$303,677							
Total Unfunded	$0							
Total Est. Annual Operating Impact	$0							

District: 3
Status: Adopted
Phase: Planning

Funding Status: Fully Funded
Actuals: $251,752
Encumbrances: $31,392

Project Information and Description		Prior Year Budget	Current Budget 2024-25	Future Budget Funding 2025-26	2026-27	2027-28	2028-29	2029-30
40-P-20-0308	Mayor Parks - Street and Lighting Improvements							
40-B40710								
Parks, Streets, and Lighting Improvements								

District: Citywide
Status: Active
Phase: Annual Capital Refurbishme

Sources and Estimated Costs by Department

Parks and Recreation

Project Information and Description		Prior Year Budget	Current Budget 2024-25	Future Budget Funding 2025-26	2026-27	2027-28	2028-29	2029-30
Contribution from General Fund	$207,249	$207,249	$0	$0	$0	$0	$0	$0
Total Sources of Funding	$207,249	$207,249	$0	$0	$0	$0	$0	$0
Total Estimated Costs	$920,000							
Total Unfunded	$712,751							
Total Est. Annual Operating Impact	$0							

Funding Status: Partial
Actuals: $114,189
Encumbrances: $500

40-P-20-0343 Melreese Gulf Course Enhancements
40-B183524
Enhancements at Melreese Golf Course

District: 1
Status: Active
Phase: Planning

Miami Sports and Exhibition Authority	$232,819	$232,819	$0	$0	$0	$0	$0	$0
Total Sources of Funding	$232,819	$232,819	$0	$0	$0	$0	$0	$0
Total Estimated Costs	$298,452							
Total Unfunded	$65,634							
Total Est. Annual Operating Impact	$0							

Funding Status: Partial
Actuals: $232,819
Encumbrances: $0

40-P-23-0044 Melrose Park Lighting Improvements
40-B243504
Melrose Park Lighting Improvements

District: 1
Status: Active
Phase: Planning

Contribution from Special Revenue Fund	$150,000	$150,000	$0	$0	$0	$0	$0	$0
Impact Fees - Parks	$300,000	$300,000	$0	$0	$0	$0	$0	$0
Total Sources of Funding	$450,000	$450,000	$0	$0	$0	$0	$0	$0
Total Estimated Costs	$300,000							
Total Unfunded	($150,000)							
Total Est. Annual Operating Impact	$0							

Funding Status: Fully Funded
Actuals: $0
Encumbrances: $0

Sources and Estimated Costs by Department

Parks and Recreation

Project Information and Description		Prior Year Budget	Current Budget 2024-25	Future Budget Funding 2025-26	2026-27	2027-28	2028-29	2029-30

40-P-19-0210 Moore Park Gym Design and Construction
40-B193513

District: 5
Status: Active
Phase: Bidding

Design for a new gymnasium - based off of the existing Gibson Park Gym design - as an add-on to the existing community center at Moore Park

Contribution from General Fund	$83,564	$83,564	$0	$0	$0	$0	$0	$0
Impact Fees	$300,000	$300,000	$0	$0	$0	$0	$0	$0
Impact Fees - Parks	$200,000	$200,000	$0	$0	$0	$0	$0	$0
Miami Forever Bond	$6,800,000	$6,800,000	$0	$0	$0	$0	$0	$0
Total Sources of Funding	$7,383,564	$7,383,564	$0	$0	$0	$0	$0	$0
Total Estimated Costs	$16,630,400							
Total Unfunded	$9,246,836							
Total Est. Annual Operating Impact	$0							

Funding Status: Partial
Actuals: $857,263
Encumbrances: $212,719

40-P-19-0212 Morazán Quesada Park (fka Riverside Park) Renovations and Enhancements
40-B193515

District: 3
Status: Active
Phase: Bidding

Playground equipment and miscellaneous park renovations and enhancements at the existing Riverside Park. Design and construction of synthetic turf field.

American Rescue Plan Act	$400,000	$400,000	$0	$0	$0	$0	$0	$0
Capital Miscellaneous Revenue	$153,203	$153,203	$0	$0	$0	$0	$0	$0
Contribution from General Fund	$42,000	$42,000	$0	$0	$0	$0	$0	$0
Impact Fees	$276,703	$276,703	$0	$0	$0	$0	$0	$0
Impact Fees - Parks	$1,600,000	$1,600,000	$0	$0	$0	$0	$0	$0
Miami Forever Bond	$995,000	$995,000	$0	$0	$0	$0	$0	$0
Total Sources of Funding	$3,466,906	$3,466,906	$0	$0	$0	$0	$0	$0
Total Estimated Costs	$3,466,133							
Total Unfunded	($773)							
Total Est. Annual Operating Impact	$0							

Funding Status: Fully Funded
Actuals: $698,653
Encumbrances: $33,325

40-P-20-0582 Morningside Park - Baywalk, Kayak Launch, and Boat Ramp - Phase I
40-B173511A

District: 2
Status: Active
Phase: Pre-Construction

Design of Park Baywalk, kayak launch and boat ramp - FIND Phase I.

Sources and Estimated Costs by Department

Parks and Recreation

Project Information and Description		Prior Year Budget	Current Budget 2024-25	Future Budget Funding 2025-26	2026-27	2027-28	2028-29	2029-30
Florida Inland Navigation District	$256,637	$256,637	$0	$0	$0	$0	$0	$0
Florida Inland Navigation District	$4,352,670	$4,352,670	$0	$0	$0	$0	$0	$0
Impact Fees - Parks	$5,890,529	$5,890,529	$0	$0	$0	$0	$0	$0
The Nature Conservancy	$51,875	$51,875	$0	$0	$0	$0	$0	$0
Total Sources of Funding	$10,551,711	$10,551,711	$0	$0	$0	$0	$0	$0
Total Estimated Costs	$19,268,735							
Total Unfunded	$8,717,024							
Total Est. Annual Operating Impact	$0							

Funding Status: Partial
Actuals: $969,241
Encumbrances: $253,296

40-P-20-0743 Morningside Park Aquatic Complex
40-B213511

District: 2
Status: Active
Phase: Planning

Building, Deck and Pool, Repair and Renovation.

Impact Fees - Parks	$583,733	$583,733	$0	$0	$0	$0	$0	$0
Total Sources of Funding	$583,733	$583,733	$0	$0	$0	$0	$0	$0
Total Estimated Costs	$9,502,489							
Total Unfunded	$8,918,756							
Total Est. Annual Operating Impact	$0							

Funding Status: Partial
Actuals: $328,087
Encumbrances: $0

40-P-17-0134 Morningside Park Enhancements
40-B173511

District: 2
Status: Active
Phase: Planning

The original scope is a STUDY only. Additional scope is as follows: 1- Structural Integrity Assessment Report for the Pool and Pool Complex Building. 2- ADA Assesment Report. 3- 40/50 Years Re-certificcation Report. 4- Cost Estimate for Structural repai

Impact Fees - Parks	$727,110	$727,110	$0	$0	$0	$0	$0	$0
Total Sources of Funding	$727,110	$727,110	$0	$0	$0	$0	$0	$0
Total Estimated Costs	$701,000							
Total Unfunded	($26,110)							
Total Est. Annual Operating Impact	$0							

Funding Status: Fully Funded
Actuals: $564,435
Encumbrances: $12,520

Sources and Estimated Costs by Department

Parks and Recreation

Project Information and Description		Prior Year Budget	Current Budget 2024-25	Future Budget Funding 2025-26	2026-27	2027-28	2028-29	2029-30

40-P-00-0066 Morningside Park Floating Dock

40-B40532

District: 2
Status: Active
Phase: Administrative Close-Out

FIND Grant: Due to the September 2017 hurricane Irma, the entire deck and floating dock will have to be reconstructed/replaced. The new scope includes redesign, permitting and construction of a new/replacement fixed pier and floating dock.

Contribution from General Fund	$132,174	$132,174	$0	$0	$0	$0	$0	$0
Florida Inland Navigation District	$13,069	$13,069	$0	$0	$0	$0	$0	$0
Florida Inland Navigation District	$79,649	$79,649	$0	$0	$0	$0	$0	$0
Impact Fees	$50,000	$50,000	$0	$0	$0	$0	$0	$0
Impact Fees - Parks	$1,923,816	$31,836	$1,891,980	$0	$0	$0	$0	$0
Total Sources of Funding	$2,198,707	$306,727	$1,891,980	$0	$0	$0	$0	$0
Total Estimated Costs	$316,630							
Total Unfunded	($1,882,078)							
Total Est. Annual Operating Impact	$0							

Funding Status: Fully Funded
Actuals: $304,930
Encumbrances: $1,797

40-P-20-0694 Morningside Park Impact Resistant Windows and Doors Installation

District: 2
Status: Future Consideration
Phase: Planning

"Replace all windows and doors at park facilities with Impact Resistant Glass. Installation will prevent damage in future stormconditions. Single Doors: 8 Double Doors: 1 Windows:7

No Funding Allocated	$0	$0	$0	$0	$0	$0	$0	$0
Total Sources of Funding	$0	$0	$0	$0	$0	$0	$0	$0
Total Estimated Costs	$71,800							
Total Unfunded	$71,800							
Total Est. Annual Operating Impact	$0							

Funding Status: Unfunded
Actuals: $0
Encumbrances: $0

40-P-20-0373 Museum Park Improvement

40-B183510

District: Citywide
Status: Active
Phase: Administrative Close-Out

Improvements to Museum Park

Sources and Estimated Costs by Department

Parks and Recreation

Project Information and Description		Prior Year Budget	Current Budget 2024-25	Future Budget Funding 2025-26	2026-27	2027-28	2028-29	2029-30
OMNI CRA Contribution	$14,700,000	$12,700,000	$2,000,000	$0	$0	$0	$0	$0
Total Sources of Funding	$14,700,000	$12,700,000	$2,000,000	$0	$0	$0	$0	$0
Total Estimated Costs	$12,700,000							
Total Unfunded	($2,000,000)							
Total Est. Annual Operating Impact	$0							

Funding Status: Fully Funded
Actuals: $10,700,000
Encumbrances: $0

40-P-18-0174 Myers Park - FIND Phases I and II - Seawall, Boat Ramp Improvements and Parking
40-B183500

District: 2
Status: Active
Phase: Administrative Close-Out

Construction of seawall, boat ramp, and parking improvements at Kenneth M. Myers Park located at 2400 S Bayshore DR

Contribution from General Fund	$300,000	$300,000	$0	$0	$0	$0	$0	$0
Florida Inland Navigation District	$41,362	$41,362	$0	$0	$0	$0	$0	$0
Florida Inland Navigation District	$841,500	$841,500	$0	$0	$0	$0	$0	$0
Impact Fees - Parks	$2,594,093	$2,594,093	$0	$0	$0	$0	$0	$0
Local Option Gas Tax	$65,532	$65,532	$0	$0	$0	$0	$0	$0
Transit Half-Cent Surtax	$118,109	$118,109	$0	$0	$0	$0	$0	$0
Total Sources of Funding	$3,960,597	$3,960,597	$0	$0	$0	$0	$0	$0
Total Estimated Costs	$3,960,597							
Total Unfunded	$0							
Total Est. Annual Operating Impact	$0							

Funding Status: Partial
Actuals: $3,862,644
Encumbrances: $33,098

40-P-19-0215 New Park at 2200 SW 9 Avenue and 910 SW 22 Road
40-B193518

District: 3
Status: Active
Phase: Administrative Close-Out

Design and Build a new mini park with the following amenities: playground (toddlers), swing, walk path, pergola, pet station, drinking fountain, trash receptacle, bike rack, 4' high aluminum fence, benches, landscape trees and lighting.

Miami Forever Bond	$1,000,000	$1,000,000	$0	$0	$0	$0	$0	$0
Total Sources of Funding	$1,000,000	$1,000,000	$0	$0	$0	$0	$0	$0
Total Estimated Costs	$1,472,000							
Total Unfunded	$472,000							
Total Est. Annual Operating Impact	$0							

Funding Status: Partial
Actuals: $148,855
Encumbrances: $25,992

Sources and Estimated Costs by Department

Parks and Recreation

Project Information and Description		Prior Year Budget	Current Budget 2024-25	Future Budget Funding 2025-26	2026-27	2027-28	2028-29	2029-30

40-P-19-0214 New Woodside Mini Park (f.k.a. New Park at 3699/3701 SW 1 Av.)
40-B193517

New mini park at 3699/3701 SW 1st AVE

District: 3
Status: Active
Phase: Construction

Impact Fees - Parks	$500,000	$500,000	$0	$0	$0	$0	$0	$0
Miami Forever Bond	$1,200,000	$1,200,000	$0	$0	$0	$0	$0	$0
Total Sources of Funding	$1,700,000	$1,700,000	$0	$0	$0	$0	$0	$0
Total Estimated Costs	$1,700,000							
Total Unfunded	$0							
Total Est. Annual Operating Impact	$0							

Funding Status: Fully Funded
Actuals: $369,279
Encumbrances: $934,465

40-P-20-0638 Park Entrance Enhancements at Museum Park

Park Entrance Enhancements at Museum Park

District: Citywide
Status: Future Consideration
Phase: Planning

No Funding Allocated	$0	$0	$0	$0	$0	$0	$0	$0
Total Sources of Funding	$0	$0	$0	$0	$0	$0	$0	$0
Total Estimated Costs	$2,000,000							
Total Unfunded	$2,000,000							
Total Est. Annual Operating Impact	$0							

Funding Status: Unfunded
Actuals: $0
Encumbrances: $0

40-P-19-0203 Park Environmental Control Protection
40-B193504

To address environmental requriements as required by DERM. The required scope of work ranges from soil and groundwater monitoring, inspection of ECP (Engineering Control Protection) structures and remediation of the soil and groundwater by mechanical mean

District: Citywide
Status: Active
Phase: Monitoring

Sources and Estimated Costs by Department

Parks and Recreation

Project Information and Description		Prior Year Budget	Current Budget 2024-25	Future Budget Funding 2025-26	2026-27	2027-28	2028-29	2029-30
Contribution from General Fund	$836,488	$836,488	$0	$0	$0	$0	$0	$0
Total Sources of Funding	$836,488	$836,488	$0	$0	$0	$0	$0	$0
Total Estimated Costs	$710,044							
Total Unfunded	($126,444)							
Total Est. Annual Operating Impact	$0							

Funding Status: Fully Funded
Actuals: $527,690
Encumbrances: $294,208

20-P-24-0001 Park Public Wi-Fi Installation - Phase I
40-B243519
Park Public Wi-Fi Installation - Phase I

District: Citywide
Status: Adopted
Phase: Planning

American Rescue Plan Act	$1,500,000	$1,500,000	$0	$0	$0	$0	$0	$0
Total Sources of Funding	$1,500,000	$1,500,000	$0	$0	$0	$0	$0	$0
Total Estimated Costs	$1,500,000							
Total Unfunded	$0							
Total Est. Annual Operating Impact	$0							

Funding Status: Fully Funded
Actuals: $0
Encumbrances: $0

40-P-20-0704 Parks - 20 Street Trailers Replacement
40-B213506
Purchase and installation of 3 new trailers

District: Citywide
Status: Active
Phase: Dry-Run/Permit

Contribution from General Fund	$1,500,000	$1,500,000	$0	$0	$0	$0	$0	$0
Total Sources of Funding	$1,500,000	$1,500,000	$0	$0	$0	$0	$0	$0
Total Estimated Costs	$2,269,213							
Total Unfunded	$769,213							
Total Est. Annual Operating Impact	$0							

Funding Status: Partial
Actuals: $146,547
Encumbrances: $51,373

40-P-21-0024 Parks Aquatic General Enhancements
40-B203533
Aquatic General Enhancements of Parks citywide

District: Citywide
Status: Active
Phase: Construction

Sources and Estimated Costs by Department

Parks and Recreation

Project Information and Description		Prior Year Budget	Current Budget 2024-25	Future Budget Funding 2025-26	2026-27	2027-28	2028-29	2029-30
Contribution from General Fund	$73,699	$73,699	$0	$0	$0	$0	$0	$0
Contribution from Special Revenue Fund	$172,230	$172,230	$0	$0	$0	$0	$0	$0
Impact Fees - Parks	$79	$79	$0	$0	$0	$0	$0	$0
Total Sources of Funding	$246,008	$246,008	$0	$0	$0	$0	$0	$0
Total Estimated Costs	$172,309							
Total Unfunded	($73,699)							
Total Est. Annual Operating Impact	$0							

Funding Status: Fully Funded
Actuals: $160,328
Encumbrances: $11,902

50-P-23-0001 Parks Biometric Clock Purchase and Installation
40-B233511

Clock Purchase and Installation

District: Citywide
Status: Active
Phase: Construction

Contribution from Special Revenue Fund	$125,000	$125,000	$0	$0	$0	$0	$0	$0
Total Sources of Funding	$125,000	$125,000	$0	$0	$0	$0	$0	$0
Total Estimated Costs	$125,000							
Total Unfunded	$0							
Total Est. Annual Operating Impact	$0							

Funding Status: Fully Funded
Actuals: $61,998
Encumbrances: $0

40-P-19-0254 Parks Environmental Control Protection Construction
40-B193504A

Construction to address environmental requirements as required by DERM. The required scope of work ranges from soil and groundwater monitoring, inspection of ECP (Engineering Control Protection) structures and remediation of the soil and groundwater by me

District: Citywide
Status: Active
Phase: Monitoring

Contribution from General Fund	$1,525,641	$1,525,641	$0	$0	$0	$0	$0	$0
Contribution from General Fund-SSL	$16,738	$16,738	$0	$0	$0	$0	$0	$0
Total Sources of Funding	$1,542,379	$1,542,379	$0	$0	$0	$0	$0	$0
Total Estimated Costs	$1,192,230							
Total Unfunded	($350,149)							
Total Est. Annual Operating Impact	$0							

Funding Status: Fully Funded
Actuals: $826,220
Encumbrances: $65,121

Sources and Estimated Costs by Department

Parks and Recreation

Project Information and Description	Prior Year Budget	Current Budget 2024-25	Future Budget Funding 2025-26	2026-27	2027-28	2028-29	2029-30

40-P-20-0655 Parks Exterior and Interior Painting - 5 Locations

District: Citywide
Status: Future Consideration
Phase: Planning

Exterior and interior painting of parks facilities.

No Funding Allocated	$0	$0	$0	$0	$0	$0	$0	$0
Total Sources of Funding	$0	$0	$0	$0	$0	$0	$0	$0
Total Estimated Costs	$200,000							
Total Unfunded	$200,000							
Total Est. Annual Operating Impact	$0							

Funding Status: Unfunded
Actuals: $0
Encumbrances: $0

40-P-21-0022 Parks FIND Grant Match - Phase II
40-B193502

District: Citywide
Status: Active
Phase: Administrative Close-Out

Grant Match for Phase II of Parks upgrades

Impact Fees - Parks	$58,483	$58,483	$0	$0	$0	$0	$0	$0
Total Sources of Funding	$58,483	$58,483	$0	$0	$0	$0	$0	$0
Total Estimated Costs	$58,483							
Total Unfunded	$0							
Total Est. Annual Operating Impact	$0							

Funding Status: Fully Funded
Actuals: $0
Encumbrances: $0

40-P-20-0372 Parks Master Plan
40-B17356

District: Citywide
Status: Active
Phase: Design

Parks Master Plan

Impact Fees - Parks	$700,000	$700,000	$0	$0	$0	$0	$0	$0
Total Sources of Funding	$700,000	$700,000	$0	$0	$0	$0	$0	$0
Total Estimated Costs	$700,000							
Total Unfunded	$0							
Total Est. Annual Operating Impact	$0							

Funding Status: Fully Funded
Actuals: $428,715
Encumbrances: $45,445

Sources and Estimated Costs by Department

Parks and Recreation

Project Information and Description		Prior Year Budget	Current Budget 2024-25	Future Budget Funding 2025-26	2026-27	2027-28	2028-29	2029-30
40-P-20-0383 Parks Playground Replacements								
40-B40547								
Replace playgrounds as needed								
Contribution from General Fund	$544,064	$544,064	$0	$0	$0	$0	$0	$0
Total Sources of Funding	$544,064	$544,064	$0	$0	$0	$0	$0	$0
Total Estimated Costs	$544,064							
Total Unfunded	$0							
Total Est. Annual Operating Impact	$0							

District: Citywide
Status: Active
Phase: Construction

Funding Status: Fully Funded
Actuals: $542,720
Encumbrances: $1,344

20-P-23-0001 Parks Public WiFi Installation								
40-B223521								
Provide 15 parks (3 per District) with a mix of mesh and non-mesh wireless access points to support Citywide Parks								
American Rescue Plan Act	$1,000,000	$1,000,000	$0	$0	$0	$0	$0	$0
Total Sources of Funding	$1,000,000	$1,000,000	$0	$0	$0	$0	$0	$0
Total Estimated Costs	$2,500,000							
Total Unfunded	$1,500,000							
Total Est. Annual Operating Impact	$0							

District: Citywide
Status: Active
Phase: Planning

Funding Status: Partial
Actuals: $669,843
Encumbrances: $0

40-P-23-0048 Parks Recreation Software								
40-B233522								
Parks Recreation Software								

District: Citywide
Status: Active
Phase: Planning

Sources and Estimated Costs by Department

Parks and Recreation

Project Information and Description		Prior Year Budget	Current Budget 2024-25	Future Budget Funding 2025-26	2026-27	2027-28	2028-29	2029-30
Contribution from General Fund	$250,000	$250,000	$0	$0	$0	$0	$0	$0
Impact Fees - Parks	$54,425	$54,425	$0	$0	$0	$0	$0	$0
Total Sources of Funding	$304,425	$304,425	$0	$0	$0	$0	$0	$0
Total Estimated Costs	$250,000							
Total Unfunded	($54,425)							
Total Est. Annual Operating Impact	$0							

Funding Status: Fully Funded
Actuals: $0
Encumbrances: $0

60-P-23-0000 Parks Vehicle and Equipment Replacements
40-B233512
Vehicle and Equipment Replacements

District: Citywide
Status: Active
Phase: Construction

Contribution from Special Revenue Fund	$600,000	$600,000	$0	$0	$0	$0	$0	$0
Impact Fees- Parks	$150,000	$0	$150,000	$0	$0	$0	$0	$0
Total Sources of Funding	$750,000	$600,000	$150,000	$0	$0	$0	$0	$0
Total Estimated Costs	$350,000							
Total Unfunded	($400,000)							
Total Est. Annual Operating Impact	$0							

Funding Status: Fully Funded
Actuals: $288,235
Encumbrances: $56,175

40-P-22-0037 Peacock Park Phase 1
40-B233501
The scope of work for this Phase 1 design and permitting project includes 500 linear feet of shoreline stabilization/seawall, the addition of rip rap, and one kayak launch. There will be a design consideration for replacing the current boardwalk overlook

District: 2
Status: Active
Phase: Design

Florida Inland Navigation District	$156,600	$156,600	$0	$0	$0	$0	$0	$0
Impact Fees - Parks	$308,000	$308,000	$0	$0	$0	$0	$0	$0
Total Sources of Funding	$464,600	$464,600	$0	$0	$0	$0	$0	$0
Total Estimated Costs	$464,600							
Total Unfunded	$0							
Total Est. Annual Operating Impact	$0							

Funding Status: Fully Funded
Actuals: $156,895
Encumbrances: $178,400

Sources and Estimated Costs by Department

Parks and Recreation

Project Information and Description		Prior Year Budget	Current Budget 2024-25	Future Budget Funding 2025-26	2026-27	2027-28	2028-29	2029-30

40-P-20-0384 Plaza de la Cubanidad

40-B40708

Restore and rehabilitate Plaza de la Cubanidad located at the intersection of West Flagler St. and SW 17 AVE

District: 3
Status: Active
Phase: Dry-Run/Permit

Impact Fees	$200,000	$200,000	$0	$0	$0	$0	$0	$0
Impact Fees - Parks	$989,061	$989,061	$0	$0	$0	$0	$0	$0
Total Sources of Funding	$1,189,061	$1,189,061	$0	$0	$0	$0	$0	$0
Total Estimated Costs	$963,700							
Total Unfunded	($225,361)							
Total Est. Annual Operating Impact	$0							

Funding Status: Fully Funded
Actuals: $218,120
Encumbrances: $742,804

40-P-20-0340 Pocket Park - 21 NE 16 Street

40-B183519

Land acquisition to develop pocket park

District: 2
Status: Active
Phase: Planning

Impact Fees	$220,000	$220,000	$0	$0	$0	$0	$0	$0
Total Sources of Funding	$220,000	$220,000	$0	$0	$0	$0	$0	$0
Total Estimated Costs	$220,000							
Total Unfunded	$0							
Total Est. Annual Operating Impact	$0							

Funding Status: Fully Funded
Actuals: $0
Encumbrances: $0

40-P-20-0361 Recreation Plan Master Plan

40-B35895A

Recreation Master Plan

District: Citywide
Status: Active
Phase: Administrative Close-Out

Sources and Estimated Costs by Department

Parks and Recreation

Project Information and Description		Prior Year Budget	Current Budget 2024-25	Future Budget Funding 2025-26	2026-27	2027-28	2028-29	2029-30
Contribution from General Fund	$250,000	$250,000	$0	$0	$0	$0	$0	$0
Total Sources of Funding	$250,000	$250,000	$0	$0	$0	$0	$0	$0
Total Estimated Costs	$250,000							
Total Unfunded	$0							
Total Est. Annual Operating Impact	$0							

Funding Status: Fully Funded
Actuals: $165,957
Encumbrances: $13,767

40-P-20-0335 Recreation Software
40-B183502

District: Citywide
Status: Active
Phase: Administrative Close-Out

Funding is required to purchase an updated recreation software

Impact Fees - Parks	$495,575	$495,575	$0	$0	$0	$0	$0	$0
Total Sources of Funding	$495,575	$495,575	$0	$0	$0	$0	$0	$0
Total Estimated Costs	$550,000							
Total Unfunded	$54,425							
Total Est. Annual Operating Impact	$12,000							

Funding Status: Partial
Actuals: $495,575
Encumbrances: $0

40-P-20-0656 Refurbishing and Improvements at Roberto Clemente, Juan Pablo Duarte, African Square and Little Haiti Soccer Parks

District: Citywide
Status: Future Consideration
Phase: Planning

Refurbish splash park equipment and features at four park locations.

No Funding Allocated	$0	$0	$0	$0	$0	$0	$0	$0
Total Sources of Funding	$0	$0	$0	$0	$0	$0	$0	$0
Total Estimated Costs	$120,000							
Total Unfunded	$120,000							
Total Est. Annual Operating Impact	$0							

Funding Status: Unfunded
Actuals: $0
Encumbrances: $0

40-P-21-0034 Regatta Park
40-B30182B

District: 2
Status: Active
Phase: Construction

Enhancements and repairs at Regatta Park

Sources and Estimated Costs by Department

Parks and Recreation

Project Information and Description		Prior Year Budget	Current Budget 2024-25	Future Budget Funding 2025-26	2026-27	2027-28	2028-29	2029-30
10% Marinas Revenue	$440,000	$440,000	$0	$0	$0	$0	$0	$0
Coconut Grove Waterfront Master Plan - Biscayne Bay Yacht Club	$367,990	$367,990	$0	$0	$0	$0	$0	$0
Coconut Grove Waterfront Master Plan - Coral Reef Yacht Club	$458,414	$458,414	$0	$0	$0	$0	$0	$0
Florida Inland Navigation District	$20,000	$20,000	$0	$0	$0	$0	$0	$0
Impact Fees	$6,100,000	$6,100,000	$0	$0	$0	$0	$0	$0
Miami Parking Authority	$1,300,000	$1,300,000	$0	$0	$0	$0	$0	$0
Private - TVM Productions	$154,155	$154,155	$0	$0	$0	$0	$0	$0
Total Sources of Funding	$8,840,559	$8,840,559	$0	$0	$0	$0	$0	$0
Total Estimated Costs	$8,840,559							
Total Unfunded	$0							
Total Est. Annual Operating Impact	$0							

Funding Status: Fully Funded
Actuals: $8,764,779
Encumbrances: $1,250

40-P-20-0339 Regatta Park Enhancements
40-B183517

For general enhancements at Regatta Park

District: 2
Status: Active
Phase: Construction

Contribution from General Fund	$70,000	$70,000	$0	$0	$0	$0	$0	$0
Contribution from Special Revenue Fund	$53,800	$53,800	$0	$0	$0	$0	$0	$0
Private - TVM Productions	$18,404	$18,404	$0	$0	$0	$0	$0	$0
Total Sources of Funding	$142,204	$142,204	$0	$0	$0	$0	$0	$0
Total Estimated Costs	$142,204							
Total Unfunded	$0							
Total Est. Annual Operating Impact	$0							

Funding Status: Fully Funded
Actuals: $116,982
Encumbrances: $0

40-P-20-0779 Regatta Park Restroom Facility - Study/Design

New design needed for restroom facility to accommodate the high volume of traffic that is seen at this park location.

District: 2
Status: Future Consideration
Phase: Planning

Sources and Estimated Costs by Department

Parks and Recreation

Project Information and Description		Prior Year Budget	Current Budget 2024-25	Future Budget Funding 2025-26	2026-27	2027-28	2028-29	2029-30
No Funding Allocated	$0	$0	$0	$0	$0	$0	$0	$0
Total Sources of Funding	$0	$0	$0	$0	$0	$0	$0	$0
Total Estimated Costs	$545,000							
Total Unfunded	$545,000							
Total Est. Annual Operating Impact	$0							

Funding Status: Unfunded
Actuals: $0
Encumbrances: $0

40-P-21-0045 Riverside Park
40-B75909A
Miscellaneous improvements at Riverside Park

District: 3
Status: Active
Phase: Planning

Impact Fees	$96,287	$96,287	$0	$0	$0	$0	$0	$0
Total Sources of Funding	$96,287	$96,287	$0	$0	$0	$0	$0	$0
Total Estimated Costs	$250,000							
Total Unfunded	$153,713							
Total Est. Annual Operating Impact	$0							

Funding Status: Partial
Actuals: $96,287
Encumbrances: $0

40-P-23-0059 Robert King High Park Basketball Court Lighting and Hoops
40-B243511
Robert King High Park Basketball Court Lighting and Hoops

District: 4
Status: Active
Phase: Planning

Impact Fees - Parks	$300,000	$300,000	$0	$0	$0	$0	$0	$0
Total Sources of Funding	$300,000	$300,000	$0	$0	$0	$0	$0	$0
Total Estimated Costs	$300,000							
Total Unfunded	$0							
Total Est. Annual Operating Impact	$0							

Funding Status: Fully Funded
Actuals: $246
Encumbrances: $0

40-P-22-0017 Robert King High Park Enhancements
40-B223512
To address improvements and needs at Robert King High Park.

District: 4
Status: Active
Phase: Planning

Sources and Estimated Costs by Department

Parks and Recreation

Project Information and Description		Prior Year Budget	Current Budget 2024-25	Future Budget Funding 2025-26	2026-27	2027-28	2028-29	2029-30
Contribution from Special Revenue Fund	$68,000	$68,000	$0	$0	$0	$0	$0	$0
Total Sources of Funding	$68,000	$68,000	$0	$0	$0	$0	$0	$0
Total Estimated Costs	$10,852,402							
Total Unfunded	$10,784,402							
Total Est. Annual Operating Impact	$0							

Funding Status: Partial
Actuals: $68,000
Encumbrances: $0

40-P-21-0001 Robert King High Park General Enhancements
40-B223504

District: 4
Status: Active
Phase: Bidding

Design of general enhancements at Robert King High Park of expanded maintenance room, larger restroom with showers, replace picnic shelters, enhance trail, lights, treehouse, and fill moat

Contribution from Special Revenue Fund	$232,000	$232,000	$0	$0	$0	$0	$0	$0
Impact Fees - Parks	$300,000	$300,000	$0	$0	$0	$0	$0	$0
Total Sources of Funding	$532,000	$532,000	$0	$0	$0	$0	$0	$0
Total Estimated Costs	$500,000							
Total Unfunded	($32,000)							
Total Est. Annual Operating Impact	$0							

Funding Status: Fully Funded
Actuals: $0
Encumbrances: $0

40-P-20-0350 Roberto Clemente Park - Irrigation, Drainage and Baseball Field Improvements
40-B203505

District: 5
Status: Active
Phase: Planning

Grade and drainage plan for baseball field, resod and fence replacement, dugout and bull pen improvements

Impact Fees - Parks	$800,000	$800,000	$0	$0	$0	$0	$0	$0
Total Sources of Funding	$800,000	$800,000	$0	$0	$0	$0	$0	$0
Total Estimated Costs	$800,000							
Total Unfunded	$0							
Total Est. Annual Operating Impact	$0							

Funding Status: Fully Funded
Actuals: $76,695
Encumbrances: $64,040

Sources and Estimated Costs by Department

Parks and Recreation

Project Information and Description		Prior Year Budget	Current Budget 2024-25	Future Budget Funding 2025-26	2026-27	2027-28	2028-29	2029-30
40-P-23-0043 Ronald Reagan Park Enhancements								
40-B243505								
Ronald Reagan Park Enhancements								
Impact Fees - Parks	$75,000	$75,000	$0	$0	$0	$0	$0	$0
Total Sources of Funding	$75,000	$75,000	$0	$0	$0	$0	$0	$0
Total Estimated Costs	$75,000							
Total Unfunded	$0							
Total Est. Annual Operating Impact	$0							

District: 2
Status: Active
Phase: Planning

Funding Status: Fully Funded
Actuals: $0
Encumbrances: $23,674

40-P-20-0272 Roof Assessment - Caribbean Little Haiti Cultural Center								
40-B203520								
Roof Assessment of Caribbean Marketplace								
Contribution from General Fund	$65,000	$65,000	$0	$0	$0	$0	$0	$0
Total Sources of Funding	$65,000	$65,000	$0	$0	$0	$0	$0	$0
Total Estimated Costs	$184,500							
Total Unfunded	$119,500							
Total Est. Annual Operating Impact	$0							

District: 5
Status: Active
Phase: A/E Selection

Funding Status: Partial
Actuals: $63,037
Encumbrances: $0

40-P-23-0021 Ruben Dario Park - Construction Design/Documents								
40-B233505								
Development of undeveloped vacant lot to include, but not limited to, soccer amenities, outdoor fitness area, and restroom facility								
Impact Fees - Parks	$540,600	$540,600	$0	$0	$0	$0	$0	$0
Total Sources of Funding	$540,600	$540,600	$0	$0	$0	$0	$0	$0
Total Estimated Costs	$540,600							
Total Unfunded	$0							
Total Est. Annual Operating Impact	$0							

District: Citywide
Status: Active
Phase: Design

Funding Status: Fully Funded
Actuals: $2,489
Encumbrances: $0

Sources and Estimated Costs by Department

Parks and Recreation

Project Information and Description		Prior Year Budget	Current Budget 2024-25	Future Budget Funding 2025-26	2026-27	2027-28	2028-29	2029-30
40-P-23-0024 Sewell Park - ARPA (Dog Park)						**District:** 1		
40-B233515						**Status:** Active		
Sewell Park - ARPA						**Phase:** Design		
American Rescue Plan Act	$250,000	$250,000	$0	$0	$0	$0	$0	$0
Total Sources of Funding	$250,000	$250,000	$0	$0	$0	$0	$0	$0
Total Estimated Costs	$1,189,427							
Total Unfunded	$939,427					**Funding Status:**	Partial	
						Actuals:	$0	
Total Est. Annual Operating Impact	$0					*Encumbrances:*	$0	
40-P-20-0261 Sewell Park - Walkway and Park Enhancements - Assessment						**District:** 1		
40-B203504						**Status:** Active		
Develop Master Plan for Site.Notes: This project is for the master planning of the site.A meeting with Parks and ORS (Office of Resiliency and Sustainability) is necessary to discuss the intended development of the site that may include:Adding restr						**Phase:** Design		
Impact Fees - Parks	$1,600,000	$1,600,000	$0	$0	$0	$0	$0	$0
Total Sources of Funding	$1,600,000	$1,600,000	$0	$0	$0	$0	$0	$0
Total Estimated Costs	$1,600,000							
Total Unfunded	$0					**Funding Status:**	Fully Funded	
						Actuals:	$239,139	
Total Est. Annual Operating Impact	$0					*Encumbrances:*	$246,316	
40-P-20-0346 Sewell Park Seawall Reconstruction - Phase I						**District:** 1		
40-B193519						**Status:** Active		
Design of Seawall, Baywalk and Kayak launch at Sewell Park						**Phase:** Design		
Impact Fees - Parks	$774,683	$774,683	$0	$0	$0	$0	$0	$0
Total Sources of Funding	$774,683	$774,683	$0	$0	$0	$0	$0	$0
Total Estimated Costs	$13,087,433							
Total Unfunded	$12,312,750					**Funding Status:**	Partial	
						Actuals:	$192,182	
Total Est. Annual Operating Impact	$0					*Encumbrances:*	$257,817	

Sources and Estimated Costs by Department

Parks and Recreation

Project Information and Description		Prior Year Budget	Current Budget 2024-25	Future Budget Funding 2025-26	2026-27	2027-28	2028-29	2029-30

40-P-20-0735 Shenandoah Park - Sports Lighting Upgrade

40-B213503

Upgrade of Sports Lighting at Shenandoah Park

District: 4
Status: Active
Phase: Administrative Close-Out

Contribution from Special Revenue Fund	$150,000	$150,000	$0	$0	$0	$0	$0	$0
Impact Fees - Parks	$200,000	$200,000	$0	$0	$0	$0	$0	$0
Total Sources of Funding	$350,000	$350,000	$0	$0	$0	$0	$0	$0
Total Estimated Costs	$350,000							
Total Unfunded	$0							
Total Est. Annual Operating Impact	$0							

Funding Status: Fully Funded
Actuals: $350,000
Encumbrances: $0

40-P-00-0070 Shenandoah Park Pool Renovation

40-B40563

The scope of work includes general architectural and engineering design services for enhancements to the park; the demolition of the existing pool facility & building, and the planning, design and construction of the general park enhancements including ne

District: 4
Status: Active
Phase: Construction

Contribution from General Fund	$360,218	$360,218	$0	$0	$0	$0	$0	$0
Contribution from Special Revenue Fund	$456,000	$456,000	$0	$0	$0	$0	$0	$0
Impact Fees	$4,929,000	$4,929,000	$0	$0	$0	$0	$0	$0
Impact Fees - Parks	$5,056,000	$5,056,000	$0	$0	$0	$0	$0	$0
Miami Forever Bond	$600,000	$600,000	$0	$0	$0	$0	$0	$0
Sanitary Sewer Non-Bond	$2,075,257	$2,075,257	$0	$0	$0	$0	$0	$0
Total Sources of Funding	$13,476,475	$13,476,475	$0	$0	$0	$0	$0	$0
Total Estimated Costs	$13,476,475							
Total Unfunded	$0							
Total Est. Annual Operating Impact	$0							

Funding Status: Partial
Actuals: $13,117,052
Encumbrances: $137,138

40-P-23-0001 Shenandoah Playground Replacement

40-B233507

Remove exisiting playground and replace with new and improved playground

District: 4
Status: Active
Phase: Construction

Sources and Estimated Costs by Department

Parks and Recreation

Project Information and Description		Prior Year Budget	Current Budget 2024-25	Future Budget Funding 2025-26	2026-27	2027-28	2028-29	2029-30
Contribution from General Fund	$150,000	$150,000	$0	$0	$0	$0	$0	$0
Miami Forever Bond	$750,000	$750,000	$0	$0	$0	$0	$0	$0
Total Sources of Funding	$900,000	$900,000	$0	$0	$0	$0	$0	$0
Total Estimated Costs	$900,000							
Total Unfunded	$0							
Total Est. Annual Operating Impact	$0							

Funding Status: Fully Funded
Actuals: $862,717
Encumbrances: $32,330

40-P-20-0338 Sherdavia Jenkins Improvements
40-B183514
Sherdavia Jenkins Park Improvements

District: 5
Status: Active
Phase: Planning

Impact Fees	$101,551	$101,551	$0	$0	$0	$0	$0	$0
Total Sources of Funding	$101,551	$101,551	$0	$0	$0	$0	$0	$0
Total Estimated Costs	$101,551							
Total Unfunded	$0							
Total Est. Annual Operating Impact	$0							

Funding Status: Fully Funded
Actuals: $0
Encumbrances: $0

40-P-20-0347 Silver Bluff Park Improvement and Enhancements
40-B193523
General park improvements and enhancements

District: 4
Status: Active
Phase: Construction

Contribution from General Fund	$225,000	$225,000	$0	$0	$0	$0	$0	$0
Impact Fees - Parks	$325,428	$325,428	$0	$0	$0	$0	$0	$0
Total Sources of Funding	$550,428	$550,428	$0	$0	$0	$0	$0	$0
Total Estimated Costs	$550,428							
Total Unfunded	$0							
Total Est. Annual Operating Impact	$0							

Funding Status: Fully Funded
Actuals: $473,366
Encumbrances: $32,819

Sources and Estimated Costs by Department

Parks and Recreation

Project Information and Description		Prior Year Budget	Current Budget 2024-25	Future Budget Funding 2025-26	2026-27	2027-28	2028-29	2029-30

40-P-20-0336 Simonhoff Mini Park Enhancements

40-B183507

Enhancements to improve such as access control, walking trails, drainage systems, and landscaping

District: 5
Status: Active
Phase: Design

Impact Fees - Parks	$400,000	$400,000	$0	$0	$0	$0	$0	$0
Total Sources of Funding	$400,000	$400,000	$0	$0	$0	$0	$0	$0
Total Estimated Costs	$4,087,659							
Total Unfunded	$3,687,659							
Total Est. Annual Operating Impact	$0							

Funding Status: Partial
Actuals: $67,886
Encumbrances: $305,459

40-P-21-0019 Simpson Park General Enhancements

40-B223502

To remove all existing standard windows and doors, and install impact-resistant windows and doors at facility; and to restore existing gazebo.

District: 2
Status: Active
Phase: Bidding

Impact Fees - Parks	$74,639	$74,639	$0	$0	$0	$0	$0	$0
Total Sources of Funding	$74,639	$74,639	$0	$0	$0	$0	$0	$0
Total Estimated Costs	$300,000							
Total Unfunded	$225,361							
Total Est. Annual Operating Impact	$0							

Funding Status: Partial
Actuals: $56,942
Encumbrances: $17,697

40-P-20-0659 Simpson Park Visitor Center Renovation

Renovate current visitor center to include epoxy flooring, LED lighting, bathroom remodeling, and integration of interpretive education.

District: 2
Status: Future Consideration
Phase: Planning

No Funding Allocated	$0	$0	$0	$0	$0	$0	$0	$0
Total Sources of Funding	$0	$0	$0	$0	$0	$0	$0	$0
Total Estimated Costs	$133,000							
Total Unfunded	$133,000							
Total Est. Annual Operating Impact	$0							

Funding Status: Unfunded
Actuals: $0
Encumbrances: $0

Sources and Estimated Costs by Department

Parks and Recreation

Project Information and Description		Prior Year Budget	Current Budget 2024-25	Future Budget Funding 2025-26	2026-27	2027-28	2028-29	2029-30
40-P-23-0061 Southside Park Building and Exterior Improvements								
40-B233519								
Southside Park Building and Exterior Improvements								
Contribution from General Fund	$45,556	$45,556	$0	$0	$0	$0	$0	$0
Total Sources of Funding	$45,556	$45,556	$0	$0	$0	$0	$0	$0
Total Estimated Costs	$75,000							
Total Unfunded	$29,444							
Total Est. Annual Operating Impact	$0							

District: 3
Status: Active
Phase: Administrative Close-Out

Funding Status: Partial
Actuals: $5,892
Encumbrances: $39,663

Project Information and Description		Prior Year Budget	Current Budget 2024-25	Future Budget Funding 2025-26	2026-27	2027-28	2028-29	2029-30
40-P-20-0385 Southwest Streetscape and Street Tree Master Plan								
40-B183601								
City of Miami Tree Master Plan								
Contribution from Special Revenue Fund	$1,211,000	$1,211,000	$0	$0	$0	$0	$0	$0
Total Sources of Funding	$1,211,000	$1,211,000	$0	$0	$0	$0	$0	$0
Total Estimated Costs	$1,211,000							
Total Unfunded	$0							
Total Est. Annual Operating Impact	$0							

District: Citywide
Status: Active
Phase: Non-Infrastructure

Funding Status: Fully Funded
Actuals: $719,961
Encumbrances: $323,212

Project Information and Description		Prior Year Budget	Current Budget 2024-25	Future Budget Funding 2025-26	2026-27	2027-28	2028-29	2029-30
40-P-24-0018 Spoil Island E Dock Restoration								
40-B243518								
Spoil Island E Dock Restoration								
Contribution from General Fund	$250,000	$250,000	$0	$0	$0	$0	$0	$0
Total Sources of Funding	$250,000	$250,000	$0	$0	$0	$0	$0	$0
Total Estimated Costs	$250,000							
Total Unfunded	$0							
Total Est. Annual Operating Impact	$0							

District: 2
Status: Adopted
Phase: Planning

Funding Status: Fully Funded
Actuals: $0
Encumbrances: $0

Sources and Estimated Costs by Department

Parks and Recreation

Project Information and Description		Prior Year Budget	Current Budget 2024-25	Future Budget Funding 2025-26	2026-27	2027-28	2028-29	2029-30

40-P-23-0019 Spring Garden Enhancements

40-B233503

Walkways and related enhancements to improve and provide ADA accessibility in conjunction with active capital project for community building

District: 1
Status: Adopted
Phase: Planning

Impact Fees - Parks	$325,000	$325,000	$0	$0	$0	$0	$0	$0
Total Sources of Funding	$325,000	$325,000	$0	$0	$0	$0	$0	$0
Total Estimated Costs	$325,000							
Total Unfunded	$0							
Total Est. Annual Operating Impact	$0							

Funding Status: Fully Funded
Actuals: $0
Encumbrances: $0

40-P-00-0060 Spring Garden Park Seawall and Kayak

40-B40454A

Shoreline Concrete Bulkhead replacement of approximately 315 Feet along Seybold Canal. Construction of a Kayak Ramp at South shoreline of the park along the Miami River. Add north segment replacement +/- 60 LF.

District: 1
Status: Active
Phase: Administrative Close-Out

Florida Inland Navigation District	$49,844	$49,844	$0	$0	$0	$0	$0	$0
Florida Inland Navigation District	$552,309	$552,309	$0	$0	$0	$0	$0	$0
Impact Fees	$75,000	$75,000	$0	$0	$0	$0	$0	$0
Impact Fees - Parks	$1,244,303	$1,244,303	$0	$0	$0	$0	$0	$0
Total Sources of Funding	$1,921,456	$1,921,456	$0	$0	$0	$0	$0	$0
Total Estimated Costs	$2,587,000							
Total Unfunded	$665,544							
Total Est. Annual Operating Impact	$0							

Funding Status: Partial
Actuals: $1,918,790
Encumbrances: $0

40-P-00-0071 Spring Garden Point Park Historic Building

40-B40566

Design & Preparation of Construction Documents for a new one story Historic Community Building, 1,200 GSF with an estimated construction cost of $600K. Need to add OCI's internal cost. PM estimates total project cost is $1,5M. PO for design was issued

District: 1
Status: Active
Phase: Design

Sources and Estimated Costs by Department

Parks and Recreation

Project Information and Description		Prior Year Budget	Current Budget 2024-25	Future Budget Funding 2025-26	2026-27	2027-28	2028-29	2029-30
Impact Fees	$804,059	$804,059	$0	$0	$0	$0	$0	$0
Impact Fees - Parks	$300,000	$300,000	$0	$0	$0	$0	$0	$0
Miami Forever Bond	$850,000	$850,000	$0	$0	$0	$0	$0	$0
Total Sources of Funding	$1,954,059	$1,954,059	$0	$0	$0	$0	$0	$0
Total Estimated Costs	$1,954,059							
Total Unfunded	$0							
Total Est. Annual Operating Impact	$45,000							

Funding Status: Fully Funded
Actuals: $274,479
Encumbrances: $130,498

40-P-20-0754 Theodore Gibson Park Pool Liner Replacement

District: 5
Status: Future Consideration
Phase: Planning

Replace existing damaged pool liner with new pool liner.

No Funding Allocated	$0	$0	$0	$0	$0	$0	$0	$0
Total Sources of Funding	$0	$0	$0	$0	$0	$0	$0	$0
Total Estimated Costs	$223,000							
Total Unfunded	$223,000							
Total Est. Annual Operating Impact	$0							

Funding Status: Unfunded
Actuals: $0
Encumbrances: $0

40-P-21-0030 Triangle Park Enhancements
40-B213508

District: 3
Status: Active
Phase: Planning

Enhancements at Triangle Park

Impact Fees	$102,050	$102,050	$0	$0	$0	$0	$0	$0
Total Sources of Funding	$102,050	$102,050	$0	$0	$0	$0	$0	$0
Total Estimated Costs	$102,050							
Total Unfunded	$0							
Total Est. Annual Operating Impact	$0							

Funding Status: Fully Funded
Actuals: $0
Encumbrances: $0

Sources and Estimated Costs by Department

Parks and Recreation

Project Information and Description		Prior Year Budget	Current Budget 2024-25	Future Budget Funding 2025-26	2026-27	2027-28	2028-29	2029-30

40-P-20-0307 Underline Project - 10 mile Park Contribution

40-B40598A

Passive park with landscape, walkway, and lighting

District: 2
Status: Active
Phase: Planning

Impact Fees	$30,810	$30,810	$0	$0	$0	$0	$0	$0
Impact Fees - Parks	$15,969,190	$15,969,190	$0	$0	$0	$0	$0	$0
Total Sources of Funding	$16,000,000	$16,000,000	$0	$0	$0	$0	$0	$0
Total Estimated Costs	$16,000,000							
Total Unfunded	$0							
Total Est. Annual Operating Impact	$0							

Funding Status: Fully Funded
Actuals: $16,000,000
Encumbrances: $0

40-P-20-0380 Virginia Key Beach Park Historic Restoration - Phase II

40-B30174

Restoration to the Historic Virginia Key Beach Park

District: 2
Status: Adopted
Phase: Planning

Contribution from General Fund-SSL	$995	$995	$0	$0	$0	$0	$0	$0
Homeland Defense Bond	$896,309	$896,309	$0	$0	$0	$0	$0	$0
Homeland Defense Bond Series 3	$148,533	$148,533	$0	$0	$0	$0	$0	$0
Impact Fees	$123,393	$123,393	$0	$0	$0	$0	$0	$0
Impact Fees - Parks	$18,800	$18,800	$0	$0	$0	$0	$0	$0
Office of Safe Neighborhood Parks	$48,845	$48,845	$0	$0	$0	$0	$0	$0
The Children's Trust	$260,000	$260,000	$0	$0	$0	$0	$0	$0
Total Sources of Funding	$1,496,875	$1,496,875	$0	$0	$0	$0	$0	$0
Total Estimated Costs	$1,499,437							
Total Unfunded	$2,562							
Total Est. Annual Operating Impact	$900,000							

Funding Status: Partial
Actuals: $1,471,285
Encumbrances: $43

40-P-20-0763 Virginia Key Beach Stationary Ocean Buoys

Install stationary ocean buoys to properly showcase designated swimming areas.

District: 2
Status: Future Consideration
Phase: Planning

Sources and Estimated Costs by Department

Parks and Recreation

Project Information and Description		Prior Year Budget	Current Budget 2024-25	Future Budget Funding 2025-26	2026-27	2027-28	2028-29	2029-30
No Funding Allocated	$0	$0	$0	$0	$0	$0	$0	$0
Total Sources of Funding	$0	$0	$0	$0	$0	$0	$0	$0
Total Estimated Costs	$10,000							
Total Unfunded	$10,000							
Total Est. Annual Operating Impact	$0							

Funding Status: Unfunded
Actuals: $0
Encumbrances: $0

40-P-00-0075 Virginia Key Kayak Launch
40-B40584

District: 2
Status: Active
Phase: Administrative Close-Out

FIND Grant Funded Project. Design and construction of a 'beach like" kayak launch ramp, shoreline stabilization, and a floating dock at Virginia Key Nature Center (Former Jimbo's place).

Donation - Nicholson Construction Land Use	$50,000	$50,000	$0	$0	$0	$0	$0	$0
Florida Inland Navigation District	$651,494	$651,494	$0	$0	$0	$0	$0	$0
Impact Fees	$450,000	$450,000	$0	$0	$0	$0	$0	$0
Impact Fees - Parks	$711,458	$711,458	$0	$0	$0	$0	$0	$0
Total Sources of Funding	$1,862,953	$1,862,953	$0	$0	$0	$0	$0	$0
Total Estimated Costs	$1,862,925							
Total Unfunded	($28)							
Total Est. Annual Operating Impact	$0							

Funding Status: Fully Funded
Actuals: $1,818,885
Encumbrances: $44,040

40-P-00-0051 Virginia Key Landfill Assessment
40-B35002

District: Citywide
Status: Active
Phase: Monitoring

Preparation and Implementation of a contamination assessment plan (CAP) and a site assessment report (SAR) for submittal to DERM.General engineering services to include but may not be limited to attending meetings, conference calls, preparation of docum

Sources and Estimated Costs by Department

Parks and Recreation

Project Information and Description		Prior Year Budget	Current Budget 2024-25	Future Budget Funding 2025-26	2026-27	2027-28	2028-29	2029-30
Contribution from General Fund-SSL	$69,790	$69,790	$0	$0	$0	$0	$0	$0
Homeland Defense Bond Series 3	$70,282	$70,282	$0	$0	$0	$0	$0	$0
Miami-Dade County Dept of Environmental Resources	$650,000	$650,000	$0	$0	$0	$0	$0	$0
Sunshine State Government Financing Commission Loan #2	$98,557	$98,557	$0	$0	$0	$0	$0	$0
Total Sources of Funding	$888,629	$888,629	$0	$0	$0	$0	$0	$0
Total Estimated Costs	$968,629							
Total Unfunded	$80,000							
Total Est. Annual Operating Impact	$0							

Funding Status: Partial
Actuals: $888,301
Encumbrances: $0

40-P-00-0005 Virginia Key Northpoint Park Design and Enhancements
40-B30184B

District: Citywide
Status: Active
Phase: Dry-Run/Permit

Park enhancements including the demolition of the existing restroom building and construction of a new ADA accessable Restroom Building with a new septic field and handicapped parking spaces.

Impact Fees	$500,000	$500,000	$0	$0	$0	$0	$0	$0
Impact Fees - Parks	$132,989	$132,989	$0	$0	$0	$0	$0	$0
Sanitary Sewer Non-Bond	$327,618	$327,618	$0	$0	$0	$0	$0	$0
Total Sources of Funding	$960,607	$960,607	$0	$0	$0	$0	$0	$0
Total Estimated Costs	$2,832,318							
Total Unfunded	$1,871,711							
Total Est. Annual Operating Impact	$0							

Funding Status: Partial
Actuals: $738,350
Encumbrances: $144,476

40-P-20-0330 Virginia Key Park Planning
40-B17353

District: 2
Status: Active
Phase: Planning

Master Plan for the Virginia Key Park located at 4020 Virginia Key Beach Park

Sources and Estimated Costs by Department

Parks and Recreation

Project Information and Description		Prior Year Budget	Current Budget 2024-25	Future Budget Funding 2025-26	2026-27	2027-28	2028-29	2029-30
Impact Fees - Parks	$200,000	$200,000	$0	$0	$0	$0	$0	$0
Total Sources of Funding	$200,000	$200,000	$0	$0	$0	$0	$0	$0
Total Estimated Costs	$200,000							
Total Unfunded	$0							
Total Est. Annual Operating Impact	$0							

Funding Status: Fully Funded
Actuals: $54,188
Encumbrances: $139,875

40-P-20-0358 Virginia Key Rowing Center Improvements
40-B30374

District: 2
Status: Active
Phase: Planning

Free standing ADA compliant two-story structure containing the Miami Rowing Club 2,000 square foot and a 2,000 square foot open space on the ground floor

Donation - Private	$616,513	$616,513	$0	$0	$0	$0	$0	$0
Total Sources of Funding	$616,513	$616,513	$0	$0	$0	$0	$0	$0
Total Estimated Costs	$690,142							
Total Unfunded	$73,629							
Total Est. Annual Operating Impact	$0							

Funding Status: Partial
Actuals: $574,707
Encumbrances: $0

40-P-00-0010 Virrick Park - FFE
40-B30525A

District: 2
Status: Active
Phase: Construction

Virrick Park furniture, fixture, equipment.

Impact Fees	$50,000	$50,000	$0	$0	$0	$0	$0	$0
Total Sources of Funding	$50,000	$50,000	$0	$0	$0	$0	$0	$0
Total Estimated Costs	$50,000							
Total Unfunded	$0							
Total Est. Annual Operating Impact	$0							

Funding Status: Fully Funded
Actuals: $658
Encumbrances: $0

40-P-00-0072 Virrick Park New Pool Facility
40-B40571

District: 2
Status: Active
Phase: Construction

Demolition of the existing swimming pool facility, and construction of a new aquatic facility. The new facility will include the following.1. A multipurpose pool that contains the following. a. 25 yard long pool with six (6) swimming lanes b

Sources and Estimated Costs by Department

Parks and Recreation

Project Information and Description		Prior Year Budget	Current Budget 2024-25	Future Budget Funding 2025-26	2026-27	2027-28	2028-29	2029-30
Contribution from General Fund	$355,072	$355,072	$0	$0	$0	$0	$0	$0
Contribution from General Fund-SSL	$328,336	$328,336	$0	$0	$0	$0	$0	$0
Impact Fees	$2,644,540	$2,644,540	$0	$0	$0	$0	$0	$0
Impact Fees - Parks	$3,720,980	$3,720,980	$0	$0	$0	$0	$0	$0
Sanitary Sewer Non-Bond	$1,645,603	$1,645,603	$0	$0	$0	$0	$0	$0
Total Sources of Funding	$8,694,530	$8,694,530	$0	$0	$0	$0	$0	$0
Total Estimated Costs	$9,575,447							
Total Unfunded	$880,917							
Total Est. Annual Operating Impact	$0							

Funding Status: Partial
Actuals: $6,255,283
Encumbrances: $2,243,407

40-P-23-0039 Virrick Park Sound Proofing Replacement
40-B243521

Elizabeth Virrick Park Interior Building Improvements (Soundproofing)

District: 2
Status: Adopted
Phase: Planning

Contribution from Special Revenue Fund	$150,000	$150,000	$0	$0	$0	$0	$0	$0
Total Sources of Funding	$150,000	$150,000	$0	$0	$0	$0	$0	$0
Total Estimated Costs	$150,000							
Total Unfunded	$0							
Total Est. Annual Operating Impact	$0							

Funding Status: Fully Funded
Actuals: $0
Encumbrances: $0

40-P-20-0792 West End Park - FFE
40-B75936A

Design and installation for triple compartment replacement an additional single sink at West End Park

District: 4
Status: Active
Phase: Administrative Close-Out

Impact Fees	$172,394	$172,394	$0	$0	$0	$0	$0	$0
Total Sources of Funding	$172,394	$172,394	$0	$0	$0	$0	$0	$0
Total Estimated Costs	$185,069							
Total Unfunded	$12,675							
Total Est. Annual Operating Impact	$0							

Funding Status: Partial
Actuals: $164,691
Encumbrances: $7,703

Sources and Estimated Costs by Department

Parks and Recreation

Project Information and Description		Prior Year Budget	Current Budget 2024-25	Future Budget Funding 2025-26	2026-27	2027-28	2028-29	2029-30

40-P-18-0177 West End Park Pool and Enhancements

40-B183505

Enhancements at the West End Pool located at 250 SW 60 AVE

District: 4
Status: Active
Phase: Construction

American Rescue Plan Act	$8,830,000	$8,830,000	$0	$0	$0	$0	$0	$0
Contribution from General Fund	$61,653	$61,653	$0	$0	$0	$0	$0	$0
Impact Fees	$73,506	$73,506	$0	$0	$0	$0	$0	$0
Impact Fees - Parks	$4,330,000	$1,530,000	$2,800,000	$0	$0	$0	$0	$0
Miami Forever Bond	$500,000	$500,000	$0	$0	$0	$0	$0	$0
Sanitary Sewer Non-Bond	$73,252	$73,252	$0	$0	$0	$0	$0	$0
Total Sources of Funding	$13,868,410	$11,068,410	$2,800,000	$0	$0	$0	$0	$0
Total Estimated Costs	$13,860,047							
Total Unfunded	($8,363)							
Total Est. Annual Operating Impact	$0							

Funding Status: Fully Funded
Actuals: $1,328,699
Encumbrances: $9,115,959

40-P-23-0060 Williams Park General Enhancements

40-B243507

Williams Park General Enhancements

District: 2
Status: Active
Phase: Planning

Impact Fees - Parks	$300,000	$300,000	$0	$0	$0	$0	$0	$0
Total Sources of Funding	$300,000	$300,000	$0	$0	$0	$0	$0	$0
Total Estimated Costs	$300,000							
Total Unfunded	$0							
Total Est. Annual Operating Impact	$0							

Funding Status: Fully Funded
Actuals: $0
Encumbrances: $86,153

40-P-20-0778 Williams Park Shelter Renovation

Demolish existing pavilion structure and construct new structure.

District: 5
Status: Future Consideration
Phase: Planning

Sources and Estimated Costs by Department

Parks and Recreation

Project Information and Description		Prior Year Budget	Current Budget 2024-25	Future Budget Funding 2025-26	2026-27	2027-28	2028-29	2029-30
No Funding Allocated	$0	$0	$0	$0	$0	$0	$0	$0
Total Sources of Funding	$0	$0	$0	$0	$0	$0	$0	$0
Total Estimated Costs	$140,484							
Total Unfunded	$140,484							
Total Est. Annual Operating Impact	$0							

Funding Status: Unfunded
Actuals: $0
Encumbrances: $0

Totals for Parks and Recreation

Total Sources of Funding	$368,764,511	$342,526,511	$26,238,000	$0	$0	$0	$0	$0
Total Estimated Costs	$532,968,743							
Total Unfunded	$164,204,232							
Total Est. Annual Operating Impact	$1,875,000							

Sources and Estimated Costs by Department

Planning

Project Information and Description		Prior Year Budget	Current Budget 2024-25	Future Budget Funding 2025-26	2026-27	2027-28	2028-29	2029-30
40-P-22-0034 Planning and Zoning Technological Improvements								
40-B173112								
Planning and Zoning Technological Improvements								
Contribution from General Fund	$74,945	$74,945	$0	$0	$0	$0	$0	$0
Total Sources of Funding	$74,945	$74,945	$0	$0	$0	$0	$0	$0
Total Estimated Costs	$74,945							
Total Unfunded	$0							
Total Est. Annual Operating Impact	$0							

District: Citywide
Status: Active
Phase: Planning

Funding Status: Fully Funded
Actuals: $22,880
Encumbrances: $0

20-P-21-0006 Public Benefits Database								
40-B223110								
Establish a centralized database for all public benefits that is accessible cross-departmental								
Contribution from General Fund	$150,000	$150,000	$0	$0	$0	$0	$0	$0
Total Sources of Funding	$150,000	$150,000	$0	$0	$0	$0	$0	$0
Total Estimated Costs	$150,000							
Total Unfunded	$0							
Total Est. Annual Operating Impact	$0							

District: Citywide
Status: Adopted
Phase: Non-Infrastructure

Funding Status: Fully Funded
Actuals: $70,416
Encumbrances: $0

50-P-21-0003 Records Digitization - Planning Dept								
40-B223113								
Implementation of plan to digitize 95% of physical records for Planning Department								
Contribution from General Fund	$216,000	$216,000	$0	$0	$0	$0	$0	$0
Total Sources of Funding	$216,000	$216,000	$0	$0	$0	$0	$0	$0
Total Estimated Costs	$216,000							
Total Unfunded	$0							
Total Est. Annual Operating Impact	$0							

District: Citywide
Status: Adopted
Phase: Non-Infrastructure

Funding Status: Fully Funded
Actuals: $10,281
Encumbrances: $0

Sources and Estimated Costs by Department

Planning

Project Information and Description	Prior Year Budget	Current Budget 2024-25	Future Budget Funding 2025-26	2026-27	2027-28	2028-29	2029-30

40-P-20-0453 Transportation Program Support Services - Transportation DRI Fees Administration
40-B70245D

District: Citywide
Status: Active
Phase: Planning

Professional services on an as-needed basis which will include development of a Transportation Plan and traffic studies

Downtown Developmental Regional Impact (DDRI)	$155,042	$155,042	$0	$0	$0	$0	$0	$0
Total Sources of Funding	$155,042	$155,042	$0	$0	$0	$0	$0	$0
Total Estimated Costs	$3,000,000							
Total Unfunded	$2,844,958							
Total Est. Annual Operating Impact	$0							

Funding Status: Partial
Actuals: $0
Encumbrances: $0

Totals for Planning

Total Sources of Funding	$595,987	$595,987	$0	$0	$0	$0	$0	$0
Total Estimated Costs	$3,440,945							
Total Unfunded	$2,844,958							
Total Est. Annual Operating Impact	$0							

Sources and Estimated Costs by Department

Police

Project Information and Description		Prior Year Budget	Current Budget 2024-25	Future Budget Funding 2025-26	2026-27	2027-28	2028-29	2029-30
40-P-20-0716 ADA Compliance Assessment - Police Headquarters								
40-B213201								
Need to improve access to bathrooms, ramps, offices, due to two wheel bound employees.								
Contribution from General Fund	$81,565	$81,565	$0	$0	$0	$0	$0	$0
Total Sources of Funding	$81,565	$81,565	$0	$0	$0	$0	$0	$0
Total Estimated Costs	$100,000							
Total Unfunded	$18,435							
Total Est. Annual Operating Impact	$0							

District: Citywide
Status: Active
Phase: Administrative Close-Out

Funding Status: Partial
Actuals: $59,240
Encumbrances: $22,324

50-P-21-0000 Aero Computer Mapping								
40-B223202								
Aero mapping software for the helicopter								
Impact Fees - Police	$134,000	$134,000	$0	$0	$0	$0	$0	$0
Total Sources of Funding	$134,000	$134,000	$0	$0	$0	$0	$0	$0
Total Estimated Costs	$134,000							
Total Unfunded	$0							
Total Est. Annual Operating Impact	$0							

District: Citywide
Status: Adopted
Phase: Non-Infrastructure

Funding Status: Fully Funded
Actuals: $133,795
Encumbrances: $0

40-P-20-0577 BMW Police Enforcement Vehicles								
40-B203218								
New Police motorcycles								
Contribution from General Fund	$974,000	$974,000	$0	$0	$0	$0	$0	$0
Total Sources of Funding	$974,000	$974,000	$0	$0	$0	$0	$0	$0
Total Estimated Costs	$974,000							
Total Unfunded	$0							
Total Est. Annual Operating Impact	$0							

District: Citywide
Status: Adopted
Phase: Planning

Funding Status: Fully Funded
Actuals: $974,000
Encumbrances: $0

Sources and Estimated Costs by Department

Police

Project Information and Description		Prior Year Budget	Current Budget 2024-25	Future Budget Funding 2025-26	2026-27	2027-28	2028-29	2029-30

40-P-20-0509 Body Worn Cameras Bandwidth Increase

40-B173111

District: Citywide
Status: Adopted
Phase: Planning

Increase of bandwidth for body worn cameras which will produce sharper and more clear images as well as handle larger files

Contribution from General Fund	$209,957	$209,957	$0	$0	$0	$0	$0	$0
Total Sources of Funding	$209,957	$209,957	$0	$0	$0	$0	$0	$0
Total Estimated Costs	$209,957							
Total Unfunded	$0							
Total Est. Annual Operating Impact	$0							

Funding Status: Fully Funded
Actuals: $114,100
Encumbrances: $0

50-P-22-0005 Canopy for Mounted Police Arena

40-B233202

District: 5
Status: Active
Phase: Construction

The horse arena located at the the Mounted stables needs a canopy in order to provide year around training.

Impact Fees - Police	$44,569	$44,569	$0	$0	$0	$0	$0	$0
Total Sources of Funding	$44,569	$44,569	$0	$0	$0	$0	$0	$0
Total Estimated Costs	$44,569							
Total Unfunded	$0							
Total Est. Annual Operating Impact	$0							

Funding Status: Fully Funded
Actuals: $39,674
Encumbrances: $4,896

40-P-21-0042 Carpeting and Flooring Police Department - North District and South District

40-B70120

District: Citywide
Status: Adopted
Phase: Planning

Installation of new carpeting and flooring at North and South District Police Departments

Contribution from General Fund	$466,200	$466,200	$0	$0	$0	$0	$0	$0
Total Sources of Funding	$466,200	$466,200	$0	$0	$0	$0	$0	$0
Total Estimated Costs	$466,200							
Total Unfunded	$0							
Total Est. Annual Operating Impact	$0							

Funding Status: Fully Funded
Actuals: $466,156
Encumbrances: $0

Sources and Estimated Costs by Department

Police

Project Information and Description		Prior Year Budget	Current Budget 2024-25	Future Budget Funding 2025-26	2026-27	2027-28	2028-29	2029-30

50-P-22-0004 CCTV Camera Expansion for Phase II Model City and Little Haiti

40-B233201

Phase 2 Model City includes 30 cameras and 1 Roof top. Little Haiti includes 20 cameras and 1 Roof top.

District: Citywide
Status: Active
Phase: Planning

Impact Fees - Police	$255,000	$255,000	$0	$0	$0	$0	$0	$0
Total Sources of Funding	$255,000	$255,000	$0	$0	$0	$0	$0	$0
Total Estimated Costs	$255,100							
Total Unfunded	$100							
Total Est. Annual Operating Impact	$0							

Funding Status: Partial
Actuals: $255,000
Encumbrances: $0

40-P-20-0513 CCTV Integration with ShotSpotter

40-B183210

Integration of closed-circuit television system with the Shotspotter gunshot detection system

District: Citywide
Status: Adopted
Phase: Planning

Contribution from General Fund	$210,750	$210,750	$0	$0	$0	$0	$0	$0
Impact Fees	$9,250	$9,250	$0	$0	$0	$0	$0	$0
Total Sources of Funding	$220,000	$220,000	$0	$0	$0	$0	$0	$0
Total Estimated Costs	$220,000							
Total Unfunded	$0							
Total Est. Annual Operating Impact	$40,000							

Funding Status: Fully Funded
Actuals: $188,703
Encumbrances: $0

50-P-22-0003 CCTV Video Wall Controller

CCTV video wall controller (Kramer) is required in order to provide additional functionality for the individual workstations.

District: Citywide
Status: Proposed
Phase: Planning

Sources and Estimated Costs by Department

Police

Project Information and Description		Prior Year Budget	Current Budget 2024-25	Future Budget Funding 2025-26	2026-27	2027-28	2028-29	2029-30
No Funding Allocated	$0	$0	$0	$0	$0	$0	$0	$0
Total Sources of Funding	$0	$0	$0	$0	$0	$0	$0	$0
Total Estimated Costs	$130,000							
Total Unfunded	$130,000							
Total Est. Annual Operating Impact	$0							

Funding Status: Unfunded
Actuals: $0
Encumbrances: $0

50-P-22-0008 CCTV/LPR Trailer Upgrade

District: Citywide
Status: Proposed
Phase: Planning

Requesting to upgrade the equipment on 3 solar CCTV trailers and 2 LPR trailers which are over 5 years and have exceed there life expectancy.

No Funding Allocated	$0	$0	$0	$0	$0	$0	$0	$0
Total Sources of Funding	$0	$0	$0	$0	$0	$0	$0	$0
Total Estimated Costs	$0							
Total Unfunded	$0							
Total Est. Annual Operating Impact	$0							

Funding Status: Fully Funded
Actuals: $0
Encumbrances: $0

40-P-20-0512 COPS Grant Vehicles
40-B183202

District: Citywide
Status: Adopted
Phase: Planning

Acquisition of Police vehicles pursuant to the COPS grant (FY2017-19)

Impact Fees - Police	$990,000	$990,000	$0	$0	$0	$0	$0	$0
Total Sources of Funding	$990,000	$990,000	$0	$0	$0	$0	$0	$0
Total Estimated Costs	$990,000							
Total Unfunded	$0							
Total Est. Annual Operating Impact	$0							

Funding Status: Fully Funded
Actuals: $973,060
Encumbrances: $0

40-P-20-0493 David Herring Building
40-B173213

District: Citywide
Status: Active
Phase: Design

Renovations to the existing space located at 2300 NW 23 Street. Renovations to include electrical items for 40 Year Recertification, new mechanical system, restrooms renovations, interior finishes and parking area improvements.

Sources and Estimated Costs by Department

Police

Project Information and Description		Prior Year Budget	Current Budget 2024-25	Future Budget Funding 2025-26	2026-27	2027-28	2028-29	2029-30
Contribution from General Fund	$16,007	$16,007	$0	$0	$0	$0	$0	$0
Impact Fees	$8,535	$8,535	$0	$0	$0	$0	$0	$0
Impact Fees - Police	$200,399	$200,399	$0	$0	$0	$0	$0	$0
Total Sources of Funding	$224,940	$224,940	$0	$0	$0	$0	$0	$0
Total Estimated Costs	$612,940							
Total Unfunded	$388,000							
Total Est. Annual Operating Impact	$0							

Funding Status: Partial
Actuals: $172,165
Encumbrances: $52,033

40-P-20-0665 David Herring Center Backup Generator

District: Citywide
Status: Future Consideration
Phase: Planning

The City of Miami is seeking to provide backup power for electrical systems in the building which provide for computers, servers, HVAC, lighting, etc. This building houses personnel from the Office of Emergency Management & Homeland Security as well as di

No Funding Allocated	$0	$0	$0	$0	$0	$0	$0	$0
Total Sources of Funding	$0	$0	$0	$0	$0	$0	$0	$0
Total Estimated Costs	$300,000							
Total Unfunded	$300,000							
Total Est. Annual Operating Impact	$0							

Funding Status: Unfunded
Actuals: $0
Encumbrances: $0

40-P-22-0026 Derelict Vessel Removal MPD
40-B223210

District: Citywide
Status: Adopted
Phase: Planning

Derelict Vessel Removal MPD

Contribution from General Fund	$302,000	$302,000	$0	$0	$0	$0	$0	$0
Florida Inland Navigation District	$41,950	$41,950	$0	$0	$0	$0	$0	$0
Florida Inland Navigation District	$52,000	$52,000	$0	$0	$0	$0	$0	$0
Total Sources of Funding	$395,950	$395,950	$0	$0	$0	$0	$0	$0
Total Estimated Costs	$395,950							
Total Unfunded	$0							
Total Est. Annual Operating Impact	$0							

Funding Status: Fully Funded
Actuals: $96,130
Encumbrances: $0

Sources and Estimated Costs by Department

Police

Project Information and Description	Prior Year Budget	Current Budget 2024-25	Future Budget Funding 2025-26	2026-27	2027-28	2028-29	2029-30

40-P-22-0003 Emergency Repair for the Police Garage

40-B223211

District: Citywide
Status: Adopted
Phase: Planning

Determine course of action for testing and analyzing the parking garage structure. Establish and carry out a Materials Testing. Analyze, Evaluate, and provide an Engineering Report with Repair Protocols.

Contribution from General Fund	$96,000	$96,000	$0	$0	$0	$0	$0	$0
Total Sources of Funding	$96,000	$96,000	$0	$0	$0	$0	$0	$0
Total Estimated Costs	$96,000							
Total Unfunded	$0							
Total Est. Annual Operating Impact	$0							

Funding Status: Fully Funded
Actuals: $54,830
Encumbrances: $0

40-P-20-0680 Flood-Proof First Floor of Main Police Building

District: Citywide
Status: Future Consideration
Phase: Planning

The first floor of the main Police Building (located at 400 NW 2nd Street) is below grade and is currently being used to store the records, property, and evidence for the city of Miami. These items must be maintained in a secure area to prevent improper a

No Funding Allocated	$0	$0	$0	$0	$0	$0	$0	$0
Total Sources of Funding	$0	$0	$0	$0	$0	$0	$0	$0
Total Estimated Costs	$750,000							
Total Unfunded	$750,000							
Total Est. Annual Operating Impact	$0							

Funding Status: Unfunded
Actuals: $0
Encumbrances: $0

40-P-00-0230 Fortification of Police Headquarters Front Lobby and Entrance

40-B70143

District: Citywide
Status: Active
Phase: Administrative Close-Out

Renovate Headquarters front lobby and entrance-Police Department

Sources and Estimated Costs by Department

Police

Project Information and Description		Prior Year Budget	Current Budget 2024-25	Future Budget Funding 2025-26	2026-27	2027-28	2028-29	2029-30
Contribution from General Fund	$525	$525	$0	$0	$0	$0	$0	$0
Impact Fees	$863	$863	$0	$0	$0	$0	$0	$0
Impact Fees	$524,867	$524,867	$0	$0	$0	$0	$0	$0
Impact Fees - Police	$10,978	$10,978	$0	$0	$0	$0	$0	$0
Total Sources of Funding	$537,232	$537,232	$0	$0	$0	$0	$0	$0
Total Estimated Costs	$1,234,280							
Total Unfunded	$697,048							
Total Est. Annual Operating Impact	$0							

Funding Status: Partial
Actuals: $302,045
Encumbrances: $143

40-P-24-0035 Hyundai EDR DLC Kit
40-B253205

District: Citywide
Status: Proposed
Phase: Planning

Purchase EDR DLC Kits to interface with Hyundai vechicles

Impact Fees - Police	$12,000	$0	$12,000	$0	$0	$0	$0	$0
Total Sources of Funding	$12,000	$0	$12,000	$0	$0	$0	$0	$0
Total Estimated Costs	$12,000							
Total Unfunded	$0							
Total Est. Annual Operating Impact	$0							

Funding Status: Fully Funded
Actuals: $0
Encumbrances: $0

40-P-24-0033 Interview Rooms modernization
40-B253203

District: Citywide
Status: Proposed
Phase: Planning

Modernization of Police Interview Rooms

Impact Fees - Police	$454,000	$0	$454,000	$0	$0	$0	$0	$0
Total Sources of Funding	$454,000	$0	$454,000	$0	$0	$0	$0	$0
Total Estimated Costs	$454,000							
Total Unfunded	$0							
Total Est. Annual Operating Impact	$0							

Funding Status: Fully Funded
Actuals: $0
Encumbrances: $0

Sources and Estimated Costs by Department

Police

Project Information and Description		Prior Year Budget	Current Budget 2024-25	Future Budget Funding 2025-26	2026-27	2027-28	2028-29	2029-30
50-P-23-0003 Legacy CCTV Camera Upgrades								
40-B243203								
Legacy equipment and cameras which are at end-of-life, greater than 5 year need to be replaced.								
Contribution from General Fund	$41,000	$41,000	$0	$0	$0	$0	$0	$0
Impact Fees - Police	$583,000	$293,000	$290,000	$0	$0	$0	$0	$0
Total Sources of Funding	$624,000	$334,000	$290,000	$0	$0	$0	$0	$0
Total Estimated Costs	$624,000							
Total Unfunded	$0							
Total Est. Annual Operating Impact	$0							

District: Citywide
Status: Adopted
Phase: Planning

Funding Status: Fully Funded
Actuals: $209,287
Encumbrances: $79,249

40-P-24-0038 Leica BLK360 G2 Laser Scanner & Accessories								
40-B253208								
Purchase of new Leica Police Laser Scanners and associated accessories								
Impact Fees - Police	$78,000	$0	$78,000	$0	$0	$0	$0	$0
Total Sources of Funding	$78,000	$0	$78,000	$0	$0	$0	$0	$0
Total Estimated Costs	$78,000							
Total Unfunded	$0							
Total Est. Annual Operating Impact	$0							

District: Citywide
Status: Proposed
Phase: Planning

Funding Status: Fully Funded
Actuals: $0
Encumbrances: $0

50-P-22-0006 Live Scan digital finger print reader
40-B233203
Digital finger print reader to replace current paper process

District: Citywide
Status: Active
Phase: Planning

Sources and Estimated Costs by Department

Police

Project Information and Description		Prior Year Budget	Current Budget 2024-25	Future Budget Funding 2025-26	2026-27	2027-28	2028-29	2029-30
Impact Fees - Police	$12,000	$12,000	$0	$0	$0	$0	$0	$0
Total Sources of Funding	$12,000	$12,000	$0	$0	$0	$0	$0	$0
Total Estimated Costs	$12,000							
Total Unfunded	$0							
Total Est. Annual Operating Impact	$0							

Funding Status: Fully Funded
Actuals: $12,000
Encumbrances: $0

40-P-24-0031 Major Crime Scene Truck
40-B253201
Purchase of new Crime Scene Truck

District: Citywide
Status: Proposed
Phase: Planning

Impact Fees - Police	$440,000	$0	$440,000	$0	$0	$0	$0	$0
Total Sources of Funding	$440,000	$0	$440,000	$0	$0	$0	$0	$0
Total Estimated Costs	$440,000							
Total Unfunded	$0							
Total Est. Annual Operating Impact	$0							

Funding Status: Fully Funded
Actuals: $0
Encumbrances: $0

50-P-22-0007 Marine Patrol Vessel
40-B233204
Marine Patrol Vessel FIND Match

District: Citywide
Status: Adopted
Phase: Planning

Florida Inland Navigation District	$75,000	$75,000	$0	$0	$0	$0	$0	$0
Impact Fees - Police	$290,000	$290,000	$0	$0	$0	$0	$0	$0
Total Sources of Funding	$365,000	$365,000	$0	$0	$0	$0	$0	$0
Total Estimated Costs	$365,000							
Total Unfunded	$0							
Total Est. Annual Operating Impact	$0							

Funding Status: Fully Funded
Actuals: $0
Encumbrances: $364,153

Sources and Estimated Costs by Department

Police

Project Information and Description		Prior Year Budget	Current Budget 2024-25	Future Budget Funding 2025-26	2026-27	2027-28	2028-29	2029-30
20-P-23-0002 Miami Police Cloud Data Services								
40-B233209								
Cloud Data Services								
Contribution from Special Revenue Fund	$269,621	$269,621	$0	$0	$0	$0	$0	$0
Total Sources of Funding	$269,621	$269,621	$0	$0	$0	$0	$0	$0
Total Estimated Costs	$269,621							
Total Unfunded	$0							
Total Est. Annual Operating Impact	$0							

District: Citywide
Status: Adopted
Phase: Planning

Funding Status: Fully Funded
Actuals: $59,400
Encumbrances: $0

Project Information and Description		Prior Year Budget	Current Budget 2024-25	Future Budget Funding 2025-26	2026-27	2027-28	2028-29	2029-30
40-P-21-0028 Miami Police Department Facility Enhancements								
40-B213206								
Enhancements at Miami Police Department facility								
Contribution from General Fund	$30,000	$30,000	$0	$0	$0	$0	$0	$0
Impact Fees	$20,000	$20,000	$0	$0	$0	$0	$0	$0
Impact Fees - Police	$150,000	$150,000	$0	$0	$0	$0	$0	$0
Total Sources of Funding	$200,000	$200,000	$0	$0	$0	$0	$0	$0
Total Estimated Costs	$200,000							
Total Unfunded	$0							
Total Est. Annual Operating Impact	$0							

District: Citywide
Status: Adopted
Phase: Planning

Funding Status: Fully Funded
Actuals: $166,887
Encumbrances: $4,750

40-P-20-0767 Miami Police Headquarters - Replace steel coral gates

To replace the failed steel corrals within the stables where each horse is stored

District: Citywide
Status: Future Consideration
Phase: Planning

Sources and Estimated Costs by Department

Police

Project Information and Description		Prior Year Budget	Current Budget 2024-25	Future Budget Funding 2025-26	2026-27	2027-28	2028-29	2029-30
No Funding Allocated	$0	$0	$0	$0	$0	$0	$0	$0
Total Sources of Funding	$0	$0	$0	$0	$0	$0	$0	$0
Total Estimated Costs	$218,361							
Total Unfunded	$218,361							
Total Est. Annual Operating Impact	$0							

Funding Status: Unfunded
Actuals: $0
Encumbrances: $0

40-P-21-0002 Miami Police HQ - Hardening
40-B213208

District: Citywide
Status: Active
Phase: Administrative Close-Out

Retrofit building exterior and key access areas; hardening/replacement of air handling units; electrical upgrades including emergency generator.

Contribution from General Fund	$17,000	$17,000	$0	$0	$0	$0	$0	$0
Impact Fees - Police	$25,000	$25,000	$0	$0	$0	$0	$0	$0
Total Sources of Funding	$42,000	$42,000	$0	$0	$0	$0	$0	$0
Total Estimated Costs	$17,019,200							
Total Unfunded	$16,977,200							
Total Est. Annual Operating Impact	$0							

Funding Status: Partial
Actuals: $33,665
Encumbrances: $855

40-P-23-0046 Mobile Ticket Writing Devices and Printers (30) for Miami Police Department
40-B243205

District: Citywide
Status: Adopted
Phase: Planning

Mobile Ticket Writing Devices and Printers (30) for Miami Police Deparment

Impact Fees - Police	$98,000	$98,000	$0	$0	$0	$0	$0	$0
Total Sources of Funding	$98,000	$98,000	$0	$0	$0	$0	$0	$0
Total Estimated Costs	$98,000							
Total Unfunded	$0							
Total Est. Annual Operating Impact	$0							

Funding Status: Fully Funded
Actuals: $0
Encumbrances: $0

Sources and Estimated Costs by Department

Police

Project Information and Description	Prior Year Budget	Current Budget 2024-25	Future Budget Funding 2025-26	2026-27	2027-28	2028-29	2029-30

40-P-20-0785 Modernization of North Station

District: Citywide
Status: Future Consideration
Phase: Planning

Renovation of floors, lighting, painting and interior ceiling

No Funding Allocated	$0	$0	$0	$0	$0	$0	$0	$0
Total Sources of Funding	$0	$0	$0	$0	$0	$0	$0	$0
Total Estimated Costs	$145,574							
Total Unfunded	$145,574							
Total Est. Annual Operating Impact	$0							

Funding Status: Unfunded
Actuals: $0
Encumbrances: $0

40-P-20-0784 Modernization of South Station

District: Citywide
Status: Future Consideration
Phase: Planning

Renovation of floors, lighting, painting and interior ceiling

No Funding Allocated	$0	$0	$0	$0	$0	$0	$0	$0
Total Sources of Funding	$0	$0	$0	$0	$0	$0	$0	$0
Total Estimated Costs	$199,500							
Total Unfunded	$199,500							
Total Est. Annual Operating Impact	$0							

Funding Status: Unfunded
Actuals: $0
Encumbrances: $0

40-P-24-0037 Motorcycle Equipment
40-B253207

District: Citywide
Status: Proposed
Phase: Planning

Purchase of new equipment for Police Mortocycles

Impact Fees - Police	$35,000	$0	$35,000	$0	$0	$0	$0	$0
Total Sources of Funding	$35,000	$0	$35,000	$0	$0	$0	$0	$0
Total Estimated Costs	$35,000							
Total Unfunded	$0							
Total Est. Annual Operating Impact	$0							

Funding Status: Fully Funded
Actuals: $0
Encumbrances: $0

Sources and Estimated Costs by Department

Police

Project Information and Description		Prior Year Budget	Current Budget 2024-25	Future Budget Funding 2025-26	2026-27	2027-28	2028-29	2029-30
50-P-23-0004 Motorola PD Vigilant LPR						District: Citywide		
40-B233208						Status: Active		
Purchase of Motorola Vigilant LPR fixed sites, mobile kits & trailer / Vigilant Commercial LPR data						Phase: Planning		
Impact Fees - Police	$150,000	$0	$150,000	$0	$0	$0	$0	$0
Contribution from Special Revenue Fund	$636,379	$636,379	$0	$0	$0	$0	$0	$0
Total Sources of Funding	$786,379	$636,379	$150,000	$0	$0	$0	$0	$0
Total Estimated Costs	$786,379							
Total Unfunded	$0					Funding Status:	Fully Funded	
						Actuals:	$636,379	
Total Est. Annual Operating Impact	$0					*Encumbrances:*	$0	

40-P-23-0047 Mounted Police Additional Horse						District: Citywide		
40-B233212						Status: Active		
Mouted Police Additional Horse						Phase: Planning		
Contribution from General Fund	$15,000	$15,000	$0	$0	$0	$0	$0	$0
Total Sources of Funding	$15,000	$15,000	$0	$0	$0	$0	$0	$0
Total Estimated Costs	$15,000							
Total Unfunded	$0					Funding Status:	Fully Funded	
						Actuals:	$15,000	
Total Est. Annual Operating Impact	$0					*Encumbrances:*	$0	

40-P-20-0499 Mounted Police Horse Stable Repairs						District: 5		
40-B193203						Status: Active		
Repair and maintenance of stables						Phase: Construction		

Sources and Estimated Costs by Department

Police

Project Information and Description		Prior Year Budget	Current Budget 2024-25	Future Budget Funding 2025-26	2026-27	2027-28	2028-29	2029-30
Contribution from General Fund	$162,943	$162,943	$0	$0	$0	$0	$0	$0
Contribution from General Fund-SSL	$567	$567	$0	$0	$0	$0	$0	$0
Impact Fees - Police	$105,431	$105,431	$0	$0	$0	$0	$0	$0
Total Sources of Funding	$268,940	$268,940	$0	$0	$0	$0	$0	$0
Total Estimated Costs	$268,940							
Total Unfunded	$0							
Total Est. Annual Operating Impact	$0							

Funding Status: Fully Funded
Actuals: $175,738
Encumbrances: $28,079

40-P-20-0494 MPD Facilities Exterior Lighting
40-B17322

District: Citywide
Status: Active
Phase: Construction

Replacement and betterment of South, Central, North, and Grapeland Heights Districts Exterior Lighting for security and image reasons

Contribution from General Fund	$160,000	$160,000	$0	$0	$0	$0	$0	$0
Impact Fees - Police	$40,000	$40,000	$0	$0	$0	$0	$0	$0
Total Sources of Funding	$200,000	$200,000	$0	$0	$0	$0	$0	$0
Total Estimated Costs	$200,000							
Total Unfunded	$0							
Total Est. Annual Operating Impact	$0							

Funding Status: Fully Funded
Actuals: $178,844
Encumbrances: $0

40-P-21-0027 MPD Facilities Interior Lighting Enhancements
40-B213204

District: Citywide
Status: Adopted
Phase: Planning

Interior lighting enhancements for MPD facilities

Impact Fees - Police	$125,000	$125,000	$0	$0	$0	$0	$0	$0
Total Sources of Funding	$125,000	$125,000	$0	$0	$0	$0	$0	$0
Total Estimated Costs	$125,000							
Total Unfunded	$0							
Total Est. Annual Operating Impact	$0							

Funding Status: Fully Funded
Actuals: $7,855
Encumbrances: $0

Sources and Estimated Costs by Department

Police

Project Information and Description		Prior Year Budget	Current Budget 2024-25	Future Budget Funding 2025-26	2026-27	2027-28	2028-29	2029-30
50-P-21-0006 New Dispatch Console 40-B213207 *New Dispatch Console for Police Department*						**District:** Citywide **Status:** Adopted **Phase:** Planning		
Impact Fees - Police	$90,000	$90,000	$0	$0	$0	$0	$0	$0
Total Sources of Funding	$90,000	$90,000	$0	$0	$0	$0	$0	$0
Total Estimated Costs	$90,000							
Total Unfunded	$0					**Funding Status:** Fully Funded *Actuals:* $0		
Total Est. Annual Operating Impact	$0					*Encumbrances:* $0		
40-P-20-0662 New Police Headquarters *New Police Headquarters*						**District:** Citywide **Status:** Future Consideration **Phase:** Planning		
No Funding Allocated	$0	$0	$0	$0	$0	$0	$0	$0
Total Sources of Funding	$0	$0	$0	$0	$0	$0	$0	$0
Total Estimated Costs	$190,000,000							
Total Unfunded	$190,000,000					**Funding Status:** Unfunded *Actuals:* $0		
Total Est. Annual Operating Impact	$0					*Encumbrances:* $0		
40-P-20-0496 New Police Headquarters Planning Phase 40-B183203 *Study for the new Police headquarters*						**District:** Citywide **Status:** Active **Phase:** Planning		
Impact Fees - Police	$106,000	$106,000	$0	$0	$0	$0	$0	$0
Total Sources of Funding	$106,000	$106,000	$0	$0	$0	$0	$0	$0
Total Estimated Costs	$106,000							
Total Unfunded	$0					**Funding Status:** Fully Funded *Actuals:* $8,750		
Total Est. Annual Operating Impact	$0					*Encumbrances:* $0		

Sources and Estimated Costs by Department

Police

Project Information and Description		Prior Year Budget	Current Budget 2024-25	Future Budget Funding 2025-26	2026-27	2027-28	2028-29	2029-30
40-P-20-0739 New Police Web EOC Command Center 40-B213202 *New Software for the Real Time Crime Center*						**District:** Citywide **Status:** Adopted **Phase:** Planning		
Impact Fees - Police	$90,000	$90,000	$0	$0	$0	$0	$0	$0
Total Sources of Funding	$90,000	$90,000	$0	$0	$0	$0	$0	$0
Total Estimated Costs	$100,000							
Total Unfunded	$10,000					**Funding Status:**	Partial	
						Actuals:	$88,590	
Total Est. Annual Operating Impact	$0					*Encumbrances:*	$499	
40-P-20-0515 New Temperature Controlled Storage 40-B203212 *Purchase of New Temperature Controlled Storage*						**District:** Citywide **Status:** Adopted **Phase:** Planning		
Impact Fees - Police	$75,000	$75,000	$0	$0	$0	$0	$0	$0
Total Sources of Funding	$75,000	$75,000	$0	$0	$0	$0	$0	$0
Total Estimated Costs	$200,000							
Total Unfunded	$125,000					**Funding Status:**	Partial	
						Actuals:	$0	
Total Est. Annual Operating Impact	$0					*Encumbrances:*	$0	
40-P-21-0038 North District Police Station Misc. Repairs 40-B30988 *Miscellaneous repairs at the North District Police Station*						**District:** Citywide **Status:** Adopted **Phase:** Planning		

Sources and Estimated Costs by Department

Police

Project Information and Description		Prior Year Budget	Current Budget 2024-25	Future Budget Funding 2025-26	2026-27	2027-28	2028-29	2029-30
Contribution from General Fund	$25,523	$25,523	$0	$0	$0	$0	$0	$0
Contribution from General Fund	$86,172	$86,172	$0	$0	$0	$0	$0	$0
Impact Fees	$13,777	$13,777	$0	$0	$0	$0	$0	$0
Total Sources of Funding	$125,472	$125,472	$0	$0	$0	$0	$0	$0
Total Estimated Costs	$125,472							
Total Unfunded	$0							
Total Est. Annual Operating Impact	$0							

Funding Status: Fully Funded
Actuals: $113,163
Encumbrances: $0

50-P-22-0009 Outboard Motors
40-B233206
Twin Yamaha 300 engines (4 motors) for two boats.

District: Citywide
Status: Adopted
Phase: Planning

Impact Fees - Police	$41,000	$41,000	$0	$0	$0	$0	$0	$0
Total Sources of Funding	$41,000	$41,000	$0	$0	$0	$0	$0	$0
Total Estimated Costs	$41,000							
Total Unfunded	$0							
Total Est. Annual Operating Impact	$0							

Funding Status: Fully Funded
Actuals: $0
Encumbrances: $0

50-P-24-0000 Police - Capital Enhancements and Equipment
40-B243210
Police - Capital Enhancements and Equipment

District: Citywide
Status: Adopted
Phase: Planning

Impact Fees - Police	$125,000	$125,000	$0	$0	$0	$0	$0	$0
Total Sources of Funding	$125,000	$125,000	$0	$0	$0	$0	$0	$0
Total Estimated Costs	$125,000							
Total Unfunded	$0							
Total Est. Annual Operating Impact	$0							

Funding Status: Fully Funded
Actuals: $0
Encumbrances: $0

Sources and Estimated Costs by Department

Police

Project Information and Description		Prior Year Budget	Current Budget 2024-25	Future Budget Funding 2025-26	2026-27	2027-28	2028-29	2029-30
40-P-20-0578 Police - Purchase of Computers								
40-B203219								
Purchase of Computers								
Contribution from General Fund	$1,700,000	$1,700,000	$0	$0	$0	$0	$0	$0
Impact Fees - Police	$266,500	$76,000	$190,500	$0	$0	$0	$0	$0
Total Sources of Funding	$1,966,500	$1,776,000	$190,500	$0	$0	$0	$0	$0
Total Estimated Costs	$1,966,500							
Total Unfunded	$0							
Total Est. Annual Operating Impact	$0							

District: Citywide
Status: Adopted
Phase: Planning

Funding Status: Fully Funded
Actuals: $1,457,186
Encumbrances: $242,059

40-P-20-0612 Police Capital Facilities Assessment								
Police Capital Facilities Assessment								
No Funding Allocated	$0	$0	$0	$0	$0	$0	$0	$0
Total Sources of Funding	$0	$0	$0	$0	$0	$0	$0	$0
Total Estimated Costs	$750,000							
Total Unfunded	$750,000							
Total Est. Annual Operating Impact	$0							

District: Citywide
Status: Future Consideration
Phase: Planning

Funding Status: Unfunded
Actuals: $0
Encumbrances: $0

40-P-20-0787 Police College Auditorium Projector

Update video system, upgrade sound system, replace existing microphone system, reprogram crestron control system

District: Citywide
Status: Future Consideration
Phase: Planning

Sources and Estimated Costs by Department

Police

Project Information and Description		Prior Year Budget	Current Budget 2024-25	Future Budget Funding 2025-26	2026-27	2027-28	2028-29	2029-30
No Funding Allocated	$0	$0	$0	$0	$0	$0	$0	$0
Total Sources of Funding	$0	$0	$0	$0	$0	$0	$0	$0
Total Estimated Costs	$1,170,415							
Total Unfunded	$1,170,415							
Total Est. Annual Operating Impact	$0							

Funding Status: Unfunded
Actuals: $0
Encumbrances: $0

40-P-00-0240 Police Drains and Parking
40-B70121

District: Citywide
Status: Active
Phase: Bidding

The scope of work is for the South District Police Station only, and will need to include a hardening component for the parking lot, and vehicular access doors relocation.

Contribution from General Fund	$300,000	$300,000	$0	$0	$0	$0	$0	$0
Total Sources of Funding	$300,000	$300,000	$0	$0	$0	$0	$0	$0
Total Estimated Costs	$3,023,550							
Total Unfunded	$2,723,550							
Total Est. Annual Operating Impact	$0							

Funding Status: Partial
Actuals: $179,499
Encumbrances: $10,231

40-P-23-0049 Police E911 Computers
40-B233213

District: Citywide
Status: Active
Phase: Planning

Police E911 Computers

Contribution from General Fund	$203,000	$203,000	$0	$0	$0	$0	$0	$0
Total Sources of Funding	$203,000	$203,000	$0	$0	$0	$0	$0	$0
Total Estimated Costs	$203,000							
Total Unfunded	$0							
Total Est. Annual Operating Impact	$0							

Funding Status: Fully Funded
Actuals: $202,582
Encumbrances: $0

40-P-23-0050 Police E911 Furniture
40-B233215

District: Citywide
Status: Active
Phase: Planning

Police E911 Furniture

Sources and Estimated Costs by Department

Police

Project Information and Description		Prior Year Budget	Current Budget 2024-25	Future Budget Funding 2025-26	2026-27	2027-28	2028-29	2029-30
Contribution from General Fund	$50,000	$50,000	$0	$0	$0	$0	$0	$0
Total Sources of Funding	$50,000	$50,000	$0	$0	$0	$0	$0	$0
Total Estimated Costs	$50,000							
Total Unfunded	$0							
Total Est. Annual Operating Impact	$0							

Funding Status: Fully Funded
Actuals: $0
Encumbrances: $0

40-P-20-0597 Police Facilities

District: Citywide
Status: Future Consideration
Phase: Planning

Police Facilities

No Funding Allocated	$0	$0	$0	$0	$0	$0	$0	$0
Total Sources of Funding	$0	$0	$0	$0	$0	$0	$0	$0
Total Estimated Costs	$24,509,678							
Total Unfunded	$24,509,678							
Total Est. Annual Operating Impact	$0							

Funding Status: Unfunded
Actuals: $0
Encumbrances: $0

20-P-21-0000 Police Fiber Optics
40-B223203

District: Citywide
Status: Adopted
Phase: Non-Infrastructure

Improvement of Police fiber optics to eliminate the latency in the number of relays from city-wide cameras back to Central Station

Impact Fees - Police	$143,000	$143,000	$0	$0	$0	$0	$0	$0
Total Sources of Funding	$143,000	$143,000	$0	$0	$0	$0	$0	$0
Total Estimated Costs	$143,000							
Total Unfunded	$0							
Total Est. Annual Operating Impact	$0							

Funding Status: Fully Funded
Actuals: $143,000
Encumbrances: $0

60-P-21-0003 Police Fleet Acquisition
40-B223207

District: Citywide
Status: Adopted
Phase: Non-Infrastructure

Replacement of Police Vehicles

Sources and Estimated Costs by Department

Police

Project Information and Description		Prior Year Budget	Current Budget 2024-25	Future Budget Funding 2025-26	2026-27	2027-28	2028-29	2029-30
American Rescue Plan Act	$1,500,000	$1,500,000	$0	$0	$0	$0	$0	$0
Contribution from General Fund	$8,260,000	$8,260,000	$0	$0	$0	$0	$0	$0
Total Sources of Funding	$9,760,000	$9,760,000	$0	$0	$0	$0	$0	$0
Total Estimated Costs	$9,760,000							
Total Unfunded	$0							
Total Est. Annual Operating Impact	$0							

Funding Status: Fully Funded
Actuals: $9,757,236
Encumbrances: $0

40-P-20-0758 Police Headquarters - Flooring/Carpeting

District: Citywide
Status: Future Consideration
Phase: Planning

Renovation of floors and carpeting at Central Station

No Funding Allocated	$0	$0	$0	$0	$0	$0	$0	$0
Total Sources of Funding	$0	$0	$0	$0	$0	$0	$0	$0
Total Estimated Costs	$75,000							
Total Unfunded	$75,000							
Total Est. Annual Operating Impact	$0							

Funding Status: Unfunded
Actuals: $0
Encumbrances: $0

40-P-20-0639 Police Headquarters 5th Floor Interior Renovations

District: Citywide
Status: Future Consideration
Phase: Planning

Remodel two offices on 5th floor that were not previously remodeled. Scope of work includes asbestos abatement and new HVAC controls.

No Funding Allocated	$0	$0	$0	$0	$0	$0	$0	$0
Total Sources of Funding	$0	$0	$0	$0	$0	$0	$0	$0
Total Estimated Costs	$105,000							
Total Unfunded	$105,000							
Total Est. Annual Operating Impact	$0							

Funding Status: Unfunded
Actuals: $0
Encumbrances: $0

Sources and Estimated Costs by Department

Police

Project Information and Description		Prior Year Budget	Current Budget 2024-25	Future Budget Funding 2025-26	2026-27	2027-28	2028-29	2029-30
40-P-20-0507 Police Headquarters Building A/C Renovations								
40-B72914								
Renovation of air conditioning system at the Police College								
Contribution from General Fund	$329,900	$329,900	$0	$0	$0	$0	$0	$0
Miami-Dade County Public Schools	$22,000	$22,000	$0	$0	$0	$0	$0	$0
Total Sources of Funding	$351,900	$351,900	$0	$0	$0	$0	$0	$0
Total Estimated Costs	$351,900							
Total Unfunded	$0							
Total Est. Annual Operating Impact	$0							

District: 3
Status: Active
Phase: Pre-Construction

Funding Status: Fully Funded
Actuals: $299,774
Encumbrances: $0

Project Information and Description		Prior Year Budget	Current Budget 2024-25	Future Budget Funding 2025-26	2026-27	2027-28	2028-29	2029-30
40-P-00-0126 Police Headquarters Helipad and Roof Replacement								
40-B72915A								
Upgrade the current roof to withstand hurricane winds and upgrade the current helipad by elevating it 8 feet above the roof supported by columns that would tie into the existing support columns of the building. Additional revisions to construction documen								
Contribution from General Fund-SSL	$93,028	$93,028	$0	$0	$0	$0	$0	$0
Homeland Defense Bond Series 3	$263,255	$263,255	$0	$0	$0	$0	$0	$0
Impact Fees	$179,780	$179,780	$0	$0	$0	$0	$0	$0
Impact Fees - Police	$95,000	$95,000	$0	$0	$0	$0	$0	$0
Miami-Dade County Public Schools	$813,854	$813,854	$0	$0	$0	$0	$0	$0
Sunshine State Government Financing Commission Loan #2	$49,364	$49,364	$0	$0	$0	$0	$0	$0
Total Sources of Funding	$1,494,282	$1,494,282	$0	$0	$0	$0	$0	$0
Total Estimated Costs	$1,494,282							
Total Unfunded	$0							
Total Est. Annual Operating Impact	$0							

District: Citywide
Status: Active
Phase: Administrative Close-Out

Funding Status: Partial
Actuals: $1,485,801
Encumbrances: $5,032

40-P-20-0505 Police Headquarters Pressure Clean/Seal/Paint Exterior

40-B70119

Repairs and maintenance at the Police Central Station; specifically for pressure cleaning, sealing, and exterior painting

District: 3
Status: Active
Phase: Construction

Sources and Estimated Costs by Department

Police

Project Information and Description		Prior Year Budget	Current Budget 2024-25	Future Budget Funding 2025-26	2026-27	2027-28	2028-29	2029-30
Contribution from General Fund	$362,198	$362,198	$0	$0	$0	$0	$0	$0
Total Sources of Funding	$362,198	$362,198	$0	$0	$0	$0	$0	$0
Total Estimated Costs	$368,198							
Total Unfunded	$6,000							
Total Est. Annual Operating Impact	$0							

Funding Status: Partial
Actuals: $358,485
Encumbrances: $3,650

40-P-23-0089 Police HQ Garage Demo
40-B243208
Police HQ Garage Demo

District: Citywide
Status: Active
Phase: Design

Contribution from General Fund	$2,495	$2,495	$0	$0	$0	$0	$0	$0
Contribution from General Fund	$340,535	$340,535	$0	$0	$0	$0	$0	$0
Total Sources of Funding	$343,030	$343,030	$0	$0	$0	$0	$0	$0
Total Estimated Costs	$343,030							
Total Unfunded	$0							
Total Est. Annual Operating Impact	$0							

Funding Status: Fully Funded
Actuals: $5,029
Encumbrances: $0

40-P-23-0053 Police North 1st Floor
40-B233211
Police North 1st Floor

District: Citywide
Status: Active
Phase: Planning

Contribution from General Fund	$57,000	$57,000	$0	$0	$0	$0	$0	$0
Total Sources of Funding	$57,000	$57,000	$0	$0	$0	$0	$0	$0
Total Estimated Costs	$57,000							
Total Unfunded	$0							
Total Est. Annual Operating Impact	$0							

Funding Status: Fully Funded
Actuals: $0
Encumbrances: $57,000

Sources and Estimated Costs by Department

Police

Project Information and Description		Prior Year Budget	Current Budget 2024-25	Future Budget Funding 2025-26	2026-27	2027-28	2028-29	2029-30
40-P-20-0510 Police Security System								
40-B17320								
Replacement of the outdated security key pad and security cameras								
Contribution from General Fund	$583,329	$583,329	$0	$0	$0	$0	$0	$0
Impact Fees	$400,000	$400,000	$0	$0	$0	$0	$0	$0
Impact Fees - Police	$200,000	$200,000	$0	$0	$0	$0	$0	$0
Total Sources of Funding	$1,183,329	$1,183,329	$0	$0	$0	$0	$0	$0
Total Estimated Costs	$1,183,329							
Total Unfunded	$0							
Total Est. Annual Operating Impact	$0							

District: Citywide
Status: Adopted
Phase: Planning

Funding Status: Fully Funded
Actuals: $1,009,415
Encumbrances: $121,502

40-P-00-0127 Police South Roof Renovation								
40-B72928A								
Renovations to the Miami Police South Station roof								
Contribution from General Fund	$333,201	$333,201	$0	$0	$0	$0	$0	$0
Impact Fees	$2,614	$2,614	$0	$0	$0	$0	$0	$0
Impact Fees - Police	$146,000	$146,000	$0	$0	$0	$0	$0	$0
Miami-Dade County Public Schools	$15,000	$15,000	$0	$0	$0	$0	$0	$0
Total Sources of Funding	$496,815	$496,815	$0	$0	$0	$0	$0	$0
Total Estimated Costs	$1,274,863							
Total Unfunded	$778,048							
Total Est. Annual Operating Impact	$0							

District: Citywide
Status: Active
Phase: Bidding

Funding Status: Partial
Actuals: $131,297
Encumbrances: $21,337

40-P-20-0501 Police Station Restroom Renovations
40-B193700
Remodel, repair, and maintain restrooms at various Citywide Police stations

District: Citywide
Status: Active
Phase: Construction

Sources and Estimated Costs by Department

Police

Project Information and Description		Prior Year Budget	Current Budget 2024-25	Future Budget Funding 2025-26	2026-27	2027-28	2028-29	2029-30
Sanitary Sewer Non-Bond	$1,200,000	$1,200,000	$0	$0	$0	$0	$0	$0
Total Sources of Funding	$1,200,000	$1,200,000	$0	$0	$0	$0	$0	$0
Total Estimated Costs	$1,794,941							
Total Unfunded	$594,941							
Total Est. Annual Operating Impact	$0							

Funding Status: Partial
Actuals: $274,716
Encumbrances: $254,498

60-P-21-0001 Police Surveillance Platform
40-B223205
Purchase of a Surveillance Platform for Police Department

District: Citywide
Status: Adopted
Phase: Non-Infrastructure

Contribution from General Fund	$155,000	$155,000	$0	$0	$0	$0	$0	$0
Total Sources of Funding	$155,000	$155,000	$0	$0	$0	$0	$0	$0
Total Estimated Costs	$155,000							
Total Unfunded	$0							
Total Est. Annual Operating Impact	$0							

Funding Status: Fully Funded
Actuals: $154,761
Encumbrances: $0

40-P-20-0497 Police UPS System Upgrade
40-B183206
Upgrades to the UPS System at Central Station in the event of main power failures

District: Citywide
Status: Active
Phase: Construction

Contribution from General Fund	$150,000	$150,000	$0	$0	$0	$0	$0	$0
Total Sources of Funding	$150,000	$150,000	$0	$0	$0	$0	$0	$0
Total Estimated Costs	$150,000							
Total Unfunded	$0							
Total Est. Annual Operating Impact	$0							

Funding Status: Fully Funded
Actuals: $59,763
Encumbrances: $0

40-P-20-0508 Police Vehicle Lease
40-B74220D
Lease of Police Vehicles

District: Citywide
Status: Active
Phase: Administrative Close-Out

Sources and Estimated Costs by Department

Police

Project Information and Description		Prior Year Budget	Current Budget 2024-25	Future Budget Funding 2025-26	2026-27	2027-28	2028-29	2029-30
Santander Bank Vehicle Lease	$11,005,334	$11,005,334	$0	$0	$0	$0	$0	$0
Total Sources of Funding	$11,005,334	$11,005,334	$0	$0	$0	$0	$0	$0
Total Estimated Costs	$11,005,334							
Total Unfunded	$0							
Total Est. Annual Operating Impact	$0							

Funding Status: Fully Funded
Actuals: $10,931,031
Encumbrances: $0

60-P-23-0002 Police Vehicles
40-B233107
Required Police Vehicles

District: Citywide
Status: Active
Phase: Planning

Contribution from General Fund	$17,267,000	$17,267,000	$0	$0	$0	$0	$0	$0
Total Sources of Funding	$17,267,000	$17,267,000	$0	$0	$0	$0	$0	$0
Total Estimated Costs	$17,308,000							
Total Unfunded	$41,000							
Total Est. Annual Operating Impact	$0							

Funding Status: Partial
Actuals: $12,937,889
Encumbrances: $3,802,088

40-P-24-0036 Portable Emergency lights and siren
40-B253206
Purchase of portable emergency lights and sirens for police vehicles

District: Citywide
Status: Proposed
Phase: Planning

Impact Fees - Police	$21,000	$0	$21,000	$0	$0	$0	$0	$0
Total Sources of Funding	$21,000	$0	$21,000	$0	$0	$0	$0	$0
Total Estimated Costs	$21,000							
Total Unfunded	$0							
Total Est. Annual Operating Impact	$0							

Funding Status: Fully Funded
Actuals: $0
Encumbrances: $0

40-P-23-0054 Premium IP Surveillance System - Iris Covert
40-B243204
Premium IP Surveillance System - Iris Covert

District: Citywide
Status: Adopted
Phase: Planning

Sources and Estimated Costs by Department

Police

Project Information and Description		Prior Year Budget	Current Budget 2024-25	Future Budget Funding 2025-26	2026-27	2027-28	2028-29	2029-30
Impact Fees - Police	$172,000	$172,000	$0	$0	$0	$0	$0	$0
Total Sources of Funding	$172,000	$172,000	$0	$0	$0	$0	$0	$0
Total Estimated Costs	$172,000							
Total Unfunded	$0							
Total Est. Annual Operating Impact	$0							

Funding Status: Fully Funded
Actuals: $0
Encumbrances: $172,000

60-P-23-0003 Purchase of Marine Vessel for Miami Police Department
40-B243200
Purchase of Marine Vessel for Miami Police Department

District: Citywide
Status: Adopted
Phase: Planning

Florida Inland Navigation District	$100,000	$100,000	$0	$0	$0	$0	$0	$0
Impact Fees - Police	$301,000	$301,000	$0	$0	$0	$0	$0	$0
Total Sources of Funding	$401,000	$401,000	$0	$0	$0	$0	$0	$0
Total Estimated Costs	$401,000							
Total Unfunded	$0							
Total Est. Annual Operating Impact	$0							

Funding Status: Fully Funded
Actuals: $0
Encumbrances: $350,923

40-P-23-0055 Purchase of New Computers for Miami Police Department
40-B243201
Purchase of New Computers for Miami Police Department

District: Citywide
Status: Adopted
Phase: Planning

Impact Fees - Police	$150,000	$150,000	$0	$0	$0	$0	$0	$0
Total Sources of Funding	$150,000	$150,000	$0	$0	$0	$0	$0	$0
Total Estimated Costs	$150,000							
Total Unfunded	$0							
Total Est. Annual Operating Impact	$0							

Funding Status: Fully Funded
Actuals: $138,646
Encumbrances: $0

Sources and Estimated Costs by Department

Police

Project Information and Description	Prior Year Budget	Current Budget 2024-25	Future Budget Funding 2025-26	2026-27	2027-28	2028-29	2029-30

40-P-23-0056 Purchase of Personal Digital Assistants with FileOnQ (14) for Miami Police Department
40-B243206

District: Citywide
Status: Adopted
Phase: Planning

Purchase of Personal Digital Assistants with FileOnQ (14) for Miami Police Department

Impact Fees - Police	$42,000	$42,000	$0	$0	$0	$0	$0	$0
Total Sources of Funding	$42,000	$42,000	$0	$0	$0	$0	$0	$0
Total Estimated Costs	$42,000							
Total Unfunded	$0							
Total Est. Annual Operating Impact	$0							

Funding Status: Fully Funded
Actuals: $0
Encumbrances: $0

40-P-23-0057 Purchase of Surface Pro 9's for Miami Police Department
40-B243202

District: Citywide
Status: Adopted
Phase: Planning

Purchase of Surface Pro 9's for Miami Police Department

Impact Fees - Police	$195,000	$195,000	$0	$0	$0	$0	$0	$0
Total Sources of Funding	$195,000	$195,000	$0	$0	$0	$0	$0	$0
Total Estimated Costs	$195,000							
Total Unfunded	$0							
Total Est. Annual Operating Impact	$0							

Funding Status: Fully Funded
Actuals: $192,988
Encumbrances: $0

40-P-24-0030 Purchase of two new boat engines - FIND grant match
40-B253200

District: Citywide
Status: Proposed
Phase: Planning

Purchasing of two new boat engines for police boats

Impact Fees - Police	$20,500	$0	$20,500	$0	$0	$0	$0	$0
Total Sources of Funding	$20,500	$0	$20,500	$0	$0	$0	$0	$0
Total Estimated Costs	$20,500							
Total Unfunded	$0							
Total Est. Annual Operating Impact	$0							

Funding Status: Fully Funded
Actuals: $0
Encumbrances: $0

Sources and Estimated Costs by Department

Police

Project Information and Description	Prior Year Budget	Current Budget 2024-25	Future Budget Funding 2025-26	2026-27	2027-28	2028-29	2029-30

40-P-23-0058 Purchase Shoxs Seat(4) for Police Maritime Vessels

40-B243207

Purchase Shoxs Seat(4) for Police Maritime Vessels

District: Citywide
Status: Adopted
Phase: Planning

Impact Fees - Police	$19,000	$19,000	$0	$0	$0	$0	$0	$0
Total Sources of Funding	$19,000	$19,000	$0	$0	$0	$0	$0	$0
Total Estimated Costs	$19,000							
Total Unfunded	$0							
Total Est. Annual Operating Impact	$0							

Funding Status: Fully Funded
Actuals: $0
Encumbrances: $19,000

40-P-24-0032 Real Time Crime Center Expansion within Allapattah

40-B253202

Expansion of Real Time Crime Center in the Allapattah neighborhood

District: 1
Status: Proposed
Phase: Planning

Impact Fees - Police	$121,000	$0	$121,000	$0	$0	$0	$0	$0
Total Sources of Funding	$121,000	$0	$121,000	$0	$0	$0	$0	$0
Total Estimated Costs	$121,000							
Total Unfunded	$0							
Total Est. Annual Operating Impact	$0							

Funding Status: Fully Funded
Actuals: $0
Encumbrances: $0

40-P-20-0514 Renewals Trane Chillers COP

40-B193206

Yearly inspections and cleaning of the Trane Chillers located at the Police Station

District: Citywide
Status: Active
Phase: Annual Capital Refurbishme

Impact Fees - Police	$200,000	$200,000	$0	$0	$0	$0	$0	$0
Total Sources of Funding	$200,000	$200,000	$0	$0	$0	$0	$0	$0
Total Estimated Costs	$200,000							
Total Unfunded	$0							
Total Est. Annual Operating Impact	$0							

Funding Status: Fully Funded
Actuals: $120,000
Encumbrances: $77,066

Sources and Estimated Costs by Department

Police

Project Information and Description	Prior Year Budget	Current Budget 2024-25	Future Budget Funding 2025-26	2026-27	2027-28	2028-29	2029-30

40-P-20-0759 Renovation of 4th Floor SW corner office (Office at Central)

District: Citywide
Status: Future Consideration
Phase: Planning

IFQ - 1179387 Office Renovation

No Funding Allocated	$0	$0	$0	$0	$0	$0	$0	$0
Total Sources of Funding	$0	$0	$0	$0	$0	$0	$0	$0
Total Estimated Costs	$75,000							
Total Unfunded	$75,000							
Total Est. Annual Operating Impact	$0							

Funding Status: Unfunded
Actuals: $0
Encumbrances: $0

40-P-20-0740 Replacement of Damaged Police Vehicles
40-B213203

District: Citywide
Status: Adopted
Phase: Planning

Replacement of Damaged Police Vehicles due to Civel Unrest

Contribution from General Fund	$139,000	$139,000	$0	$0	$0	$0	$0	$0
Total Sources of Funding	$139,000	$139,000	$0	$0	$0	$0	$0	$0
Total Estimated Costs	$139,000							
Total Unfunded	$0							
Total Est. Annual Operating Impact	$0							

Funding Status: Fully Funded
Actuals: $135,892
Encumbrances: $0

40-P-20-0500 South District Police Station Misc. Repairs
40-B193205

District: 3
Status: Active
Phase: Construction

Enhancement to the South District Police Station

Sources and Estimated Costs by Department

Police

Project Information and Description		Prior Year Budget	Current Budget 2024-25	Future Budget Funding 2025-26	2026-27	2027-28	2028-29	2029-30
Contribution from General Fund	$29,429	$29,429	$0	$0	$0	$0	$0	$0
Impact Fees	$196	$196	$0	$0	$0	$0	$0	$0
Impact Fees	$63,718	$63,718	$0	$0	$0	$0	$0	$0
Total Sources of Funding	$93,343	$93,343	$0	$0	$0	$0	$0	$0
Total Estimated Costs	$93,343							
Total Unfunded	$0							
Total Est. Annual Operating Impact	$0							

Funding Status: Partial
Actuals: $42,979
Encumbrances: $0

40-P-20-0511 Surge Suppressors
40-B17321
City Wide Surge Suppressors

District: Citywide
Status: Adopted
Phase: Planning

Impact Fees - Police	$105,900	$105,900	$0	$0	$0	$0	$0	$0
Total Sources of Funding	$105,900	$105,900	$0	$0	$0	$0	$0	$0
Total Estimated Costs	$195,900							
Total Unfunded	$90,000							
Total Est. Annual Operating Impact	$0							

Funding Status: Partial
Actuals: $25,260
Encumbrances: $0

40-P-20-0502 Technology Improvements for the Police Academy
40-B203201
Renovations to the training section police classrooms

District: Citywide
Status: Active
Phase: Construction

Impact Fees - Police	$23,000	$23,000	$0	$0	$0	$0	$0	$0
Total Sources of Funding	$23,000	$23,000	$0	$0	$0	$0	$0	$0
Total Estimated Costs	$23,000							
Total Unfunded	$0							
Total Est. Annual Operating Impact	$0							

Funding Status: Fully Funded
Actuals: $15,795
Encumbrances: $0

Sources and Estimated Costs by Department

Police

Project Information and Description		Prior Year Budget	Current Budget 2024-25	Future Budget Funding 2025-26	2026-27	2027-28	2028-29	2029-30

40-P-00-0231 The College of Policing - Water Intrusion
40-B72910C

To repair water damages at the College of Police facility.

District: Citywide
Status: Active
Phase: Construction

Contribution from General Fund	$78,861	$78,861	$0	$0	$0	$0	$0	$0
Impact Fees - Police	$108,623	$108,623	$0	$0	$0	$0	$0	$0
Total Sources of Funding	$187,484	$187,484	$0	$0	$0	$0	$0	$0
Total Estimated Costs	$450,000							
Total Unfunded	$262,516							
Total Est. Annual Operating Impact	$0							

Funding Status: Partial
Actuals: $75,944
Encumbrances: $1,660

40-P-20-0708 Upgrade AV System - College of Police

To upgrade AV system in Auditorium and Training Rooms

District: Citywide
Status: Future Consideration
Phase: Planning

No Funding Allocated	$0	$0	$0	$0	$0	$0	$0	$0
Total Sources of Funding	$0	$0	$0	$0	$0	$0	$0	$0
Total Estimated Costs	$1,071,249							
Total Unfunded	$1,071,249							
Total Est. Annual Operating Impact	$0							

Funding Status: Unfunded
Actuals: $0
Encumbrances: $0

20-P-21-0010 Upgrade of AV System
40-B213205

Upgrade of Audiovisual system

District: Citywide
Status: Adopted
Phase: Planning

Sources and Estimated Costs by Department

Police

Project Information and Description		Prior Year Budget	Current Budget 2024-25	Future Budget Funding 2025-26	2026-27	2027-28	2028-29	2029-30
Impact Fees - Police	$150,000	$150,000	$0	$0	$0	$0	$0	$0
Total Sources of Funding	$150,000	$150,000	$0	$0	$0	$0	$0	$0
Total Estimated Costs	$150,000							
Total Unfunded	$0							
Total Est. Annual Operating Impact	$0							

Funding Status: Fully Funded
Actuals: $148,257
Encumbrances: $1,743

40-P-20-0498 Virtual Policing for Violent Crimes
40-B193202

District: Citywide
Status: Active
Phase: Non-Infrastructure

To expand the CCTV, LPR system, and integration of the ShotSpotter program

Impact Fees - Police	$1,154,000	$1,154,000	$0	$0	$0	$0	$0	$0
Total Sources of Funding	$1,154,000	$1,154,000	$0	$0	$0	$0	$0	$0
Total Estimated Costs	$1,154,000							
Total Unfunded	$0							
Total Est. Annual Operating Impact	$53,000							

Funding Status: Fully Funded
Actuals: $1,153,984
Encumbrances: $0

40-P-24-0034 Volcanic Bicycles
40-B253204

District: Citywide
Status: Proposed
Phase: Planning

Purchase of Volcanic Bicycles for Police

Impact Fees - Police	$22,000	$0	$22,000	$0	$0	$0	$0	$0
Total Sources of Funding	$22,000	$0	$22,000	$0	$0	$0	$0	$0
Total Estimated Costs	$22,000							
Total Unfunded	$0							
Total Est. Annual Operating Impact	$0							

Funding Status: Fully Funded
Actuals: $0
Encumbrances: $0

Sources and Estimated Costs by Department

Police

Project Information and Description		Prior Year Budget	Current Budget 2024-25	Future Budget Funding 2025-26	2026-27	2027-28	2028-29	2029-30
Totals for Police								
Total Sources of Funding	$59,011,442	$57,177,442	$1,834,000	$0	$0	$0	$0	$0
Total Estimated Costs	$301,223,056							
Total Unfunded	$242,211,614							
Total Est. Annual Operating Impact	$93,000							

Sources and Estimated Costs by Department

Real Estate and Asset Management

Project Information and Description		Prior Year Budget	Current Budget 2024-25	Future Budget Funding 2025-26	2026-27	2027-28	2028-29	2029-30

40-P-22-0002 20 NW North River Dr Rip-Rap and Boat Slip - Phase I

40-B223800

Design/Planning/Permitting - 70 linear feet of shoreline stabilization/seawall, addition of rip rap, and one boat slip for a small vessel

District: 1
Status: Active
Phase: A/E Selection

Contribution from General Fund	$120,000	$120,000	$0	$0	$0	$0	$0	$0
Florida Inland Navigation District	$43,200	$43,200	$0	$0	$0	$0	$0	$0
Total Sources of Funding	$163,200	$163,200	$0	$0	$0	$0	$0	$0
Total Estimated Costs	$267,858							
Total Unfunded	$104,658							
Total Est. Annual Operating Impact	$0							

Funding Status: Partial
Actuals: $17,474
Encumbrances: $0

40-P-20-0750 40 Year Recertification - Citywide

40-B203130

40/50 Year Recertification - Citywide

District: Citywide
Status: Active
Phase: Design

Contribution from General Fund	$2,631,157	$2,631,157	$0	$0	$0	$0	$0	$0
Contribution from Special Revenue Fund	$71,047	$71,047	$0	$0	$0	$0	$0	$0
Total Sources of Funding	$2,702,204	$2,702,204	$0	$0	$0	$0	$0	$0
Total Estimated Costs	$4,600,000							
Total Unfunded	$1,897,796							
Total Est. Annual Operating Impact	$0							

Funding Status: Partial
Actuals: $591,334
Encumbrances: $844,100

50-P-21-0009 5215 W Flagler Affordable Housing

40-B213420

Affordable Housing Land Acquisition project

District: 4
Status: Adopted
Phase: Planning

Sources and Estimated Costs by Department

Real Estate and Asset Management

Project Information and Description		Prior Year Budget	Current Budget 2024-25	Future Budget Funding 2025-26	2026-27	2027-28	2028-29	2029-30
Miami Forever Bond	$1,505,000	$1,505,000	$0	$0	$0	$0	$0	$0
Total Sources of Funding	$1,505,000	$1,505,000	$0	$0	$0	$0	$0	$0
Total Estimated Costs	$1,505,000							
Total Unfunded	$0							
Total Est. Annual Operating Impact	$0							

Funding Status: Fully Funded
Actuals: $1,497,129
Encumbrances: $0

40-P-23-0030 Affordable Housing Development -1251 SW 7th Street
40-B213421
Affordable Housing Development

District: 3
Status: Active
Phase: Planning

Miami Forever Bond	$641,900	$641,900	$0	$0	$0	$0	$0	$0
Public Benefit Contribution - Southside Place	$5,200,000	$5,200,000	$0	$0	$0	$0	$0	$0
Total Sources of Funding	$5,841,900	$5,841,900	$0	$0	$0	$0	$0	$0
Total Estimated Costs	$5,841,900							
Total Unfunded	$0							
Total Est. Annual Operating Impact	$0							

Funding Status: Fully Funded
Actuals: $452,673
Encumbrances: $564,848

40-P-23-0010 Barnyard Roof Waterproofing
40-B233510
Apply waterproofing to roof surface. Add gutters, fascia and soffits on the exterior of the building to protect building from water intrusion.

District: 2
Status: Active
Phase: A/E Selection

Contribution from General Fund	$30,000	$30,000	$0	$0	$0	$0	$0	$0
Florida Historic Preservation	$359,260	$359,260	$0	$0	$0	$0	$0	$0
Total Sources of Funding	$389,260	$389,260	$0	$0	$0	$0	$0	$0
Total Estimated Costs	$538,189							
Total Unfunded	$148,929							
Total Est. Annual Operating Impact	$0							

Funding Status: Partial
Actuals: $18,911
Encumbrances: $9,376

Sources and Estimated Costs by Department

Real Estate and Asset Management

Project Information and Description		Prior Year Budget	Current Budget 2024-25	Future Budget Funding 2025-26	2026-27	2027-28	2028-29	2029-30
40-P-20-0391 CCTV/WiFi System - Miamarina								
40-B173404A								
Install CCTV security throughout marina as well as integrate the system into the wireless WiFi plan								
Contribution from Special Revenue Fund	$160,000	$160,000	$0	$0	$0	$0	$0	$0
Miamarina Ticket Surcharge Revenue	$100,000	$100,000	$0	$0	$0	$0	$0	$0
Total Sources of Funding	$260,000	$260,000	$0	$0	$0	$0	$0	$0
Total Estimated Costs	$260,000							
Total Unfunded	$0							
Total Est. Annual Operating Impact	$0							

District: 2
Status: Active
Phase: Non-Infrastructure

Funding Status: Fully Funded
Actuals: $259,998
Encumbrances: $0

40-P-20-0419 City Department Buildout at Marlins Garage								
40-B30648A								
Buildout (shell) of remaining retail space at the Marlins Garages								
Contribution from General Fund	$118,999	$118,999	$0	$0	$0	$0	$0	$0
Miami Sports and Exhibition Authority	$732,285	$732,285	$0	$0	$0	$0	$0	$0
Miami-Dade County Convention Development Tax	$3,884,427	$3,884,427	$0	$0	$0	$0	$0	$0
Parking Revenue Bonds-Taxable Series 2010B	$1,881,364	$1,881,364	$0	$0	$0	$0	$0	$0
Structural Settlement	$128,017	$128,017	$0	$0	$0	$0	$0	$0
Total Sources of Funding	$6,745,091	$6,745,091	$0	$0	$0	$0	$0	$0
Total Estimated Costs	$6,608,602							
Total Unfunded	($136,488)							
Total Est. Annual Operating Impact	$0							

District: Citywide
Status: Active
Phase: Planning

Funding Status: Fully Funded
Actuals: $1,924,462
Encumbrances: $110,599

40-P-19-0255 Citywide Environmental Compliance Construction								
40-B193101A								
Construction for environmental remediation monitoring at locations throughout the City								

District: Citywide
Status: Active
Phase: Monitoring

Sources and Estimated Costs by Department

Real Estate and Asset Management

Project Information and Description		Prior Year Budget	Current Budget 2024-25	Future Budget Funding 2025-26	2026-27	2027-28	2028-29	2029-30
Contribution from General Fund	$154,775	$154,775	$0	$0	$0	$0	$0	$0
Total Sources of Funding	$154,775	$154,775	$0	$0	$0	$0	$0	$0
Total Estimated Costs	$733,517							
Total Unfunded	$578,742							
Total Est. Annual Operating Impact	$0							

Funding Status: Partial
Actuals: $57,805
Encumbrances: $2,039

40-P-24-0011 Citywide Marinas Repairs and Maintenance
40-B253400

Citywide Marinas Repairs and Maintenance

District: Citywide
Status: Adopted
Phase: Planning

10% Marinas Revenue	$1,140,000	$0	$1,140,000	$0	$0	$0	$0	$0
Total Sources of Funding	$1,140,000	$0	$1,140,000	$0	$0	$0	$0	$0
Total Estimated Costs	$1,140,000							
Total Unfunded	$0							
Total Est. Annual Operating Impact	$0							

Funding Status: Fully Funded
Actuals: $0
Encumbrances: $0

40-P-20-0676 Concrete Fortified Dock at Fort Dallas Park

Given the physical damages related to storm surge and vessel damage, this project aims to study the feasibility of upgrading the Fort Dallas Park dock to a rugged concrete system.

District: Citywide
Status: Future Consideration
Phase: Planning

No Funding Allocated	$0	$0	$0	$0	$0	$0	$0	$0
Total Sources of Funding	$0	$0	$0	$0	$0	$0	$0	$0
Total Estimated Costs	$1,250,000							
Total Unfunded	$1,250,000							
Total Est. Annual Operating Impact	$0							

Funding Status: Unfunded
Actuals: $0
Encumbrances: $0

50-P-23-0002 D4 Affordable Housing Land Acquisition
40-B213414A

Land Acquisition

District: 4
Status: Adopted
Phase: Planning

Sources and Estimated Costs by Department

Real Estate and Asset Management

Project Information and Description		Prior Year Budget	Current Budget 2024-25	Future Budget Funding 2025-26	2026-27	2027-28	2028-29	2029-30
Miami Forever Bond	$850,000	$850,000	$0	$0	$0	$0	$0	$0
Total Sources of Funding	$850,000	$850,000	$0	$0	$0	$0	$0	$0
Total Estimated Costs	$850,000							
Total Unfunded	$0							
Total Est. Annual Operating Impact	$0							

Funding Status: Fully Funded
Actuals: $2,360
Encumbrances: $0

40-P-22-0010 Demolition - 2735 NW 10 AVE
40-B223404

District: 1
Status: Active
Phase: Administrative Close-Out

The existing 2 story building on site is an unsafe structure requiring immediate demolition due to fire damage at 1st and 2nd floor; Property will require lawn maintenance, sod, debris cleanup, & fencing

Contribution from Special Revenue Fund	$220,000	$220,000	$0	$0	$0	$0	$0	$0
Total Sources of Funding	$220,000	$220,000	$0	$0	$0	$0	$0	$0
Total Estimated Costs	$220,000							
Total Unfunded	$0							
Total Est. Annual Operating Impact	$0							

Funding Status: Fully Funded
Actuals: $217,138
Encumbrances: $0

40-P-20-0423 Derelict Vessel Removal
40-B70043

District: 2
Status: Active
Phase: Non-Infrastructure

Removal of derelict vessel debris from the waterways

10% Marinas Revenue	$245,299	$245,299	$0	$0	$0	$0	$0	$0
Florida Inland Navigation District	$30,000	$30,000	$0	$0	$0	$0	$0	$0
Florida Inland Navigation District	$30,000	$30,000	$0	$0	$0	$0	$0	$0
Total Sources of Funding	$305,299	$305,299	$0	$0	$0	$0	$0	$0
Total Estimated Costs	$305,299							
Total Unfunded	$0							
Total Est. Annual Operating Impact	$0							

Funding Status: Fully Funded
Actuals: $298,348
Encumbrances: $0

Sources and Estimated Costs by Department

Real Estate and Asset Management

Project Information and Description		Prior Year Budget	Current Budget 2024-25	Future Budget Funding 2025-26	2026-27	2027-28	2028-29	2029-30
40-P-19-0200 Dinner Key Marina								
40-B193402								
Marina's Non-Hurricane related repairs								
10% Marinas Revenue	$276,098	$276,098	$0	$0	$0	$0	$0	$0
Contribution from General Fund	$960,347	$960,347	$0	$0	$0	$0	$0	$0
Contribution from General Fund-SSL	$267,536	$267,536	$0	$0	$0	$0	$0	$0
Contribution from Special Revenue Fund	$111,203	$111,203	$0	$0	$0	$0	$0	$0
FEMA - Hurricane Irma	$10,935,983	$10,935,983	$0	$0	$0	$0	$0	$0
Florida Inland Navigation District	$1,999,480	$1,999,480	$0	$0	$0	$0	$0	$0
Florida Inland Navigation District	$1,978,607	$1,978,607	$0	$0	$0	$0	$0	$0
Hurricane Irma Hazard Mitigation	$511,128	$511,128	$0	$0	$0	$0	$0	$0
Hurricane Irma Insurance Proceeds	$6,544,334	$6,544,334	$0	$0	$0	$0	$0	$0
Sanitary Sewer Non-Bond	$128,163	$128,163	$0	$0	$0	$0	$0	$0
Total Sources of Funding	$23,712,878	$23,712,878	$0	$0	$0	$0	$0	$0
Total Estimated Costs	$23,162,829							
Total Unfunded	($550,049)							
Total Est. Annual Operating Impact	$0							

District: Citywide
Status: Active
Phase: Administrative Close-Out

Funding Status: Fully Funded
Actuals: $23,162,829
Encumbrances: $53,527

40-P-20-0608 Dinner Key Marina - Assessment to Construct New Fuel Dock								
Assess construction of fuel dock facility at Dinner Key Marina.								
No Funding Allocated	$0	$0	$0	$0	$0	$0	$0	$0
Total Sources of Funding	$0	$0	$0	$0	$0	$0	$0	$0
Total Estimated Costs	$300,000							
Total Unfunded	$300,000							
Total Est. Annual Operating Impact	$0							

District: Citywide
Status: Future Consideration
Phase: Planning

Funding Status: Unfunded
Actuals: $0
Encumbrances: $0

Sources and Estimated Costs by Department

Real Estate and Asset Management

Project Information and Description		Prior Year Budget	Current Budget 2024-25	Future Budget Funding 2025-26	2026-27	2027-28	2028-29	2029-30

40-P-20-0748 Dinner Key Marina Breakwaters Mitigation 406
40-B193402A

Dinner Key Marina Breakwaters Mitigation 406

District: 2
Status: Active
Phase: Design

Contribution from General Fund	$500,000	$500,000	$0	$0	$0	$0	$0	$0
Hurricane Irma Hazard Mitigation	$7,393,822	$7,393,822	$0	$0	$0	$0	$0	$0
Total Sources of Funding	$7,893,822	$7,893,822	$0	$0	$0	$0	$0	$0
Total Estimated Costs	$22,271,227							
Total Unfunded	$14,377,405							
Total Est. Annual Operating Impact	$0							

Funding Status: Partial
Actuals: $779,029
Encumbrances: $995,444

40-P-20-0399 Dinner Key Marina Emergency Repairs/Replacements
40-B183410

Emergency repairs and replacements at Dinner Key related to the Marina's Set Aside

District: 2
Status: Active
Phase: Annual Capital Refurbishme

10% Marinas Revenue	$664,166	$664,166	$0	$0	$0	$0	$0	$0
Marina Ticket Surcharge Revenue	$86,000	$42,000	$44,000	$0	$0	$0	$0	$0
Total Sources of Funding	$750,166	$706,166	$44,000	$0	$0	$0	$0	$0
Total Estimated Costs	$750,166							
Total Unfunded	$0							
Total Est. Annual Operating Impact	$0							

Funding Status: Fully Funded
Actuals: $510,080
Encumbrances: $65,125

40-P-20-0727 Dinner Key Marina Gate Repairs
40-B213406

Dinner Key Marina gate repairs sandblasting and painting to all piers.

District: Citywide
Status: Adopted
Phase: Planning

Sources and Estimated Costs by Department

Real Estate and Asset Management

Project Information and Description		Prior Year Budget	Current Budget 2024-25	Future Budget Funding 2025-26	2026-27	2027-28	2028-29	2029-30
10% Marinas Revenue	$50,000	$50,000	$0	$0	$0	$0	$0	$0
Total Sources of Funding	$50,000	$50,000	$0	$0	$0	$0	$0	$0
Total Estimated Costs	$50,000							
Total Unfunded	$0							
Total Est. Annual Operating Impact	$0							

Funding Status: Fully Funded
Actuals: $16,500
Encumbrances: $0

40-P-20-0728 Dinner Key Marina Wi-Fi
40-B213407
Upgrade Wi-Fi at Dinner Key Marina

District: Citywide
Status: Adopted
Phase: Planning

10% Marinas Revenue	$80,000	$80,000	$0	$0	$0	$0	$0	$0
Total Sources of Funding	$80,000	$80,000	$0	$0	$0	$0	$0	$0
Total Estimated Costs	$80,000							
Total Unfunded	$0							
Total Est. Annual Operating Impact	$0							

Funding Status: Fully Funded
Actuals: $6,754
Encumbrances: $56,863

40-P-20-0724 Dinner Key Pump out Boat
40-B213403
New Pumpout Boat for Dinner Key

District: Citywide
Status: Adopted
Phase: Planning

10% Marinas Revenue	$120,000	$120,000	$0	$0	$0	$0	$0	$0
Florida Department of Environmental Protection	$111,458	$111,458	$0	$0	$0	$0	$0	$0
Total Sources of Funding	$231,458	$231,458	$0	$0	$0	$0	$0	$0
Total Estimated Costs	$231,458							
Total Unfunded	$0							
Total Est. Annual Operating Impact	$0							

Funding Status: Fully Funded
Actuals: $148,611
Encumbrances: $0

Sources and Estimated Costs by Department

Real Estate and Asset Management

Project Information and Description		Prior Year Budget	Current Budget 2024-25	Future Budget Funding 2025-26	2026-27	2027-28	2028-29	2029-30
40-P-20-0726 Dinner Key Shuttle Boat Repower						**District:** Citywide		
40-B213405						**Status:** Adopted		
Repowering of the Shuttle Boat at Dinner Key						**Phase:** Planning		
10% Marinas Revenue	$25,000	$25,000	$0	$0	$0	$0	$0	$0
Total Sources of Funding	$25,000	$25,000	$0	$0	$0	$0	$0	$0
Total Estimated Costs	$25,000							
Total Unfunded	$0					**Funding Status:** Fully Funded		
						Actuals:	$0	
Total Est. Annual Operating Impact	$0					*Encumbrances:*	$0	
50-P-21-0010 District 2 Park Land Acquisition						**District:** 2		
40-B213507						**Status:** Adopted		
Land Acquisition for District 2 Parks						**Phase:** Planning		
Impact Fees - Parks	$2,311,000	$2,311,000	$0	$0	$0	$0	$0	$0
Total Sources of Funding	$2,311,000	$2,311,000	$0	$0	$0	$0	$0	$0
Total Estimated Costs	$2,311,000							
Total Unfunded	$0					**Funding Status:** Fully Funded		
						Actuals:	$56,000	
Total Est. Annual Operating Impact	$0					*Encumbrances:*	$0	
40-P-20-0300 District 3 Real Estate Acquisition and Accessible Housing						**District:** 3		
40-B183416						**Status:** Active		
Purchase of real estate and accessible housing						**Phase:** Administrative Close-Out		
Contribution from General Fund	$2,293,702	$2,293,702	$0	$0	$0	$0	$0	$0
Total Sources of Funding	$2,293,702	$2,293,702	$0	$0	$0	$0	$0	$0
Total Estimated Costs	$2,293,702							
Total Unfunded	$0					**Funding Status:** Fully Funded		
						Actuals:	$1,111,508	
Total Est. Annual Operating Impact	$0					*Encumbrances:*	$11,965	

Sources and Estimated Costs by Department

Real Estate and Asset Management

Project Information and Description		Prior Year Budget	Current Budget 2024-25	Future Budget Funding 2025-26	2026-27	2027-28	2028-29	2029-30
40-P-21-0046 DREAM Facilities Upgrades						**District:** Citywide		
40-B223400						**Status:** Adopted		
Miscellaneous upgrades of DREAM facilities						**Phase:** Planning		
Contribution from General Fund	$36,859	$36,859	$0	$0	$0	$0	$0	$0
Contribution from Special Revenue Fund	$32,637	$32,637	$0	$0	$0	$0	$0	$0
Total Sources of Funding	$69,497	$69,497	$0	$0	$0	$0	$0	$0
Total Estimated Costs	$69,497							
Total Unfunded	$0					**Funding Status:**	Fully Funded	
						Actuals:	$0	
Total Est. Annual Operating Impact	$0					*Encumbrances:*	$0	

40-P-20-0721 Exterior Painting and Patching for Dinner Key Dockmaster Building						**District:** Citywide		
40-B213400						**Status:** Adopted		
Exterior Painting and Patching at Dinner Ky Dockmaster Building						**Phase:** Planning		
10% Marinas Revenue	$70,000	$70,000	$0	$0	$0	$0	$0	$0
Total Sources of Funding	$70,000	$70,000	$0	$0	$0	$0	$0	$0
Total Estimated Costs	$70,000							
Total Unfunded	$0					**Funding Status:**	Fully Funded	
						Actuals:	$30,000	
Total Est. Annual Operating Impact	$0					*Encumbrances:*	$0	

40-P-20-0429 G4 Garage Improvements Miami Parking Authority						**District:** 2		
40-B73504						**Status:** Active		
Improvements needed at the G4 Garage located at the James L. Knight Center						**Phase:** Pre-Construction		

Sources and Estimated Costs by Department

Real Estate and Asset Management

Project Information and Description		Prior Year Budget	Current Budget 2024-25	Future Budget Funding 2025-26	2026-27	2027-28	2028-29	2029-30
Contribution from General Fund	$8,129,727	$8,129,727	$0	$0	$0	$0	$0	$0
Impact Fees	$6,750	$6,750	$0	$0	$0	$0	$0	$0
Impact Fees - General Government	$2,791,850	$2,791,850	$0	$0	$0	$0	$0	$0
Total Sources of Funding	$10,928,327	$10,928,327	$0	$0	$0	$0	$0	$0
Total Estimated Costs	$10,928,327							
Total Unfunded	$0							
Total Est. Annual Operating Impact	($100,000)							

Funding Status: Fully Funded
Actuals: $3,909,252
Encumbrances: $245,805

40-P-20-0428 Gusman Hall Improvements / Repairs

40-B70100

Capital improvements such as facade restoration, window replacement, roof repairs, and interior renovations as needed in the Gusman Hall at the Olympia Building

District: 5
Status: Active
Phase: Design

Contribution from General Fund	$5,129,211	$5,129,211	$0	$0	$0	$0	$0	$0
Contribution from General Fund-SSL	$496,713	$496,713	$0	$0	$0	$0	$0	$0
Contribution from Special Revenue Fund	$60,000	$60,000	$0	$0	$0	$0	$0	$0
Florida Historic Preservation	$500,000	$500,000	$0	$0	$0	$0	$0	$0
Homeland Defense Bond	$10,743	$10,743	$0	$0	$0	$0	$0	$0
Homeland Defense Bond Series 3	$383,427	$383,427	$0	$0	$0	$0	$0	$0
Total Sources of Funding	$6,580,094	$6,580,094	$0	$0	$0	$0	$0	$0
Total Estimated Costs	$31,533,964							
Total Unfunded	$24,953,870							
Total Est. Annual Operating Impact	$0							

Funding Status: Partial
Actuals: $2,852,011
Encumbrances: $1,447,255

40-P-20-0753 James L. Knight Center Freight Elevator

Upgrade/Repairs/Replacement of JLKC Freight Elevator

District: 2
Status: Future Consideration
Phase: Planning

Sources and Estimated Costs by Department

Real Estate and Asset Management

Project Information and Description		Prior Year Budget	Current Budget 2024-25	Future Budget Funding 2025-26	2026-27	2027-28	2028-29	2029-30
No Funding Allocated	$0	$0	$0	$0	$0	$0	$0	$0
Total Sources of Funding	$0	$0	$0	$0	$0	$0	$0	$0
Total Estimated Costs	$304,500							
Total Unfunded	$304,500							
Total Est. Annual Operating Impact	$0							

Funding Status: Unfunded
Actuals: $0
Encumbrances: $0

40-P-22-0020 JLKC G4 Garage Emergency Elevator Repairs
40-B223405

District: Citywide
Status: Adopted
Phase: Planning

JLKC G4 Garage Emergency Elevator Repairs as report by the Miami Parking Authority. MPA requested emergency approval from the CM on 3/28/22

Contribution from Special Revenue Fund	$54,000	$54,000	$0	$0	$0	$0	$0	$0
Total Sources of Funding	$54,000	$54,000	$0	$0	$0	$0	$0	$0
Total Estimated Costs	$54,000							
Total Unfunded	$0							
Total Est. Annual Operating Impact	$0							

Funding Status: Fully Funded
Actuals: $35,352
Encumbrances: $0

40-P-20-0703 Knight Center Dockage - FIND Phase II

District: Citywide
Status: Future Consideration
Phase: Planning

Seawall replacement - Construction Phase

No Funding Allocated	$0	$0	$0	$0	$0	$0	$0	$0
Total Sources of Funding	$0	$0	$0	$0	$0	$0	$0	$0
Total Estimated Costs	$2,500,000							
Total Unfunded	$2,500,000							
Total Est. Annual Operating Impact	$0							

Funding Status: Unfunded
Actuals: $0
Encumbrances: $0

40-P-00-0009 Manuel Artime 970 Building Window Replacement
40-B30501C

District: 3
Status: Active
Phase: Administrative Close-Out

Replace and seal exterior windows throughout complex.

Sources and Estimated Costs by Department

Real Estate and Asset Management

Project Information and Description		Prior Year Budget	Current Budget 2024-25	Future Budget Funding 2025-26	2026-27	2027-28	2028-29	2029-30
Contribution from General Fund	$496,000	$496,000	$0	$0	$0	$0	$0	$0
Contribution from Special Revenue Fund	$632,213	$632,213	$0	$0	$0	$0	$0	$0
Total Sources of Funding	$1,128,213	$1,128,213	$0	$0	$0	$0	$0	$0
Total Estimated Costs	$1,128,213							
Total Unfunded	$0							
Total Est. Annual Operating Impact	$0							

Funding Status: Fully Funded
Actuals: $1,073,655
Encumbrances: $13,922

40-P-20-0783 Manuel Artime Concession Stand

40-B213413

District: 3
Status: Adopted
Phase: Planning

Construction of concessionaire area and window between the lobby and center vomitory door. This area will be enclosed into a room and will be used by the concessionaire. Addition of 2 emergency exit doors.

Contribution from General Fund	$42,097	$42,097	$0	$0	$0	$0	$0	$0
Total Sources of Funding	$42,097	$42,097	$0	$0	$0	$0	$0	$0
Total Estimated Costs	$42,097							
Total Unfunded	$0							
Total Est. Annual Operating Impact	$0							

Funding Status: Fully Funded
Actuals: $27,633
Encumbrances: $100

40-P-20-0786 Manuel Artime Theater Loading Dock

40-B213412

District: 3
Status: Adopted
Phase: Planning

Add a loading dock on the east side of the building that will create access to the stage directly from the street. (Interior and Exterior improvements)

Contribution from General Fund	$78,491	$78,491	$0	$0	$0	$0	$0	$0
Contribution from Special Revenue Fund	$5,546	$5,546	$0	$0	$0	$0	$0	$0
Total Sources of Funding	$84,036	$84,036	$0	$0	$0	$0	$0	$0
Total Estimated Costs	$84,036							
Total Unfunded	$0							
Total Est. Annual Operating Impact	$0							

Funding Status: Fully Funded
Actuals: $49,543
Encumbrances: $0

Sources and Estimated Costs by Department

Real Estate and Asset Management

Project Information and Description		Prior Year Budget	Current Budget 2024-25	Future Budget Funding 2025-26	2026-27	2027-28	2028-29	2029-30

40-P-20-0406 Manuel Artime Theater Renovation

40-B193401

Improvements to the theater that includes painting the exterior, remediate asbestos, replace the marquee and remodel the dressing rooms

District: 3
Status: Active
Phase: Construction

Contribution from General Fund	$149,043	$149,043	$0	$0	$0	$0	$0	$0
Contribution from Special Revenue Fund	$68,590	$68,590	$0	$0	$0	$0	$0	$0
Total Sources of Funding	$217,633	$217,633	$0	$0	$0	$0	$0	$0
Total Estimated Costs	$217,633							
Total Unfunded	$0							
Total Est. Annual Operating Impact	$0							

Funding Status: Fully Funded
Actuals: $186,246
Encumbrances: $0

40-P-20-0411 Marina Management Software

40-B203404

Implementation of new marina management software

District: Citywide
Status: Active
Phase: Non-Infrastructure

10% Marinas Revenue	$150,000	$150,000	$0	$0	$0	$0	$0	$0
Total Sources of Funding	$150,000	$150,000	$0	$0	$0	$0	$0	$0
Total Estimated Costs	$150,000							
Total Unfunded	$0							
Total Est. Annual Operating Impact	($22,000)							

Funding Status: Fully Funded
Actuals: $0
Encumbrances: $0

40-P-20-0627 Marine Stadium Marina - Asphalt Repairs

Repair deteriorated asphalt pavement at the Marina.

District: Citywide
Status: Future Consideration
Phase: Planning

Sources and Estimated Costs by Department

Real Estate and Asset Management

Project Information and Description		Prior Year Budget	Current Budget 2024-25	Future Budget Funding 2025-26	2026-27	2027-28	2028-29	2029-30
No Funding Allocated	$0	$0	$0	$0	$0	$0	$0	$0
Total Sources of Funding	$0	$0	$0	$0	$0	$0	$0	$0
Total Estimated Costs	$106,000							
Total Unfunded	$106,000							
Total Est. Annual Operating Impact	$0							

Funding Status: Unfunded
Actuals: $0
Encumbrances: $0

40-P-20-0729 Marine Stadium Marina Emergency Repairs
40-B213408
Emergency Repairs at Marine Stadium Marina

District: Citywide
Status: Adopted
Phase: Planning

10% Marinas Revenue	$45,000	$45,000	$0	$0	$0	$0	$0	$0
Total Sources of Funding	$45,000	$45,000	$0	$0	$0	$0	$0	$0
Total Estimated Costs	$45,000							
Total Unfunded	$0							
Total Est. Annual Operating Impact	$0							

Funding Status: Fully Funded
Actuals: $0
Encumbrances: $0

40-P-00-0032 Marine Stadium Restoration
40-B30688
Restoration of the Historic Marine Stadium Building located at Virginia Key.

District: Citywide
Status: Active
Phase: Dry-Run/Permit

Sources and Estimated Costs by Department

Real Estate and Asset Management

Project Information and Description		Prior Year Budget	Current Budget 2024-25	Future Budget Funding 2025-26	2026-27	2027-28	2028-29	2029-30
Contribution from General Fund	$5,520,585	$5,520,585	$0	$0	$0	$0	$0	$0
Donation - Makaira, Inc	$25,000	$25,000	$0	$0	$0	$0	$0	$0
Florida Historic Preservation	$1,000,000	$1,000,000	$0	$0	$0	$0	$0	$0
Florida Inland Navigation District	$693,605	$693,605	$0	$0	$0	$0	$0	$0
Homeland Defense Bond Series 3	$24,846	$24,846	$0	$0	$0	$0	$0	$0
Marine Stadium Museum Complex Financing	$38,000,000	$38,000,000	$0	$0	$0	$0	$0	$0
Miami-Dade County General Obligation Bond	$3,000,000	$3,000,000	$0	$0	$0	$0	$0	$0
National Trust for Historic Preservation	$86,513	$86,513	$0	$0	$0	$0	$0	$0
National Trust for Historic Preservation	$80,000	$80,000	$0	$0	$0	$0	$0	$0
Total Sources of Funding	$48,430,548	$48,430,548	$0	$0	$0	$0	$0	$0
Total Estimated Costs	$54,795,673							
Total Unfunded	$6,365,125							
Total Est. Annual Operating Impact	$0							

Funding Status: Partial
Actuals: $9,713,648
Encumbrances: $212,933

40-P-19-0245 Marlins W3 Surface Lot Repairs and Drainage Improvements

40-B193403

District: 3
Status: Complete
Phase: Closed

Design and construction of drainage improvements and surface lot surface restoration with sod or seed. It will be necessary to perform a study of the current site conditions to verify the type soil, grade, and nearby stormwater structures.

Contribution from General Fund	$50,000	$50,000	$0	$0	$0	$0	$0	$0
Contribution from Special Revenue Fund	$105,000	$105,000	$0	$0	$0	$0	$0	$0
Parking Revenue Bonds-Taxable Series 2010B	$324,204	$324,204	$0	$0	$0	$0	$0	$0
Total Sources of Funding	$479,204	$479,204	$0	$0	$0	$0	$0	$0
Total Estimated Costs	$434,828							
Total Unfunded	($44,376)							
Total Est. Annual Operating Impact	$0							

Funding Status: Fully Funded
Actuals: $434,323
Encumbrances: $506

40-P-20-0614 Melreese Golf Course - Soil Remediation

District: 4
Status: Future Consideration
Phase: Planning

Conduct soil sampling, prepare report for DERM, remove existing soil and replace with clean backfill to comply with Miami-Dade County regulations.

Sources and Estimated Costs by Department

Real Estate and Asset Management

Project Information and Description		Prior Year Budget	Current Budget 2024-25	Future Budget Funding 2025-26	2026-27	2027-28	2028-29	2029-30
No Funding Allocated	$0	$0	$0	$0	$0	$0	$0	$0
Total Sources of Funding	$0	$0	$0	$0	$0	$0	$0	$0
Total Estimated Costs	$146,765							
Total Unfunded	$146,765							
Total Est. Annual Operating Impact	$0							

Funding Status: Unfunded
Actuals: $0
Encumbrances: $0

40-P-20-0649 Miamarina - Utility Meters and Monitoring Equipment Replacement

District: 2
Status: Future Consideration
Phase: Planning

Retrofit existing utility pedestals for electrical metering. Includes remote meter monitoring.

No Funding Allocated	$0	$0	$0	$0	$0	$0	$0	$0
Total Sources of Funding	$0	$0	$0	$0	$0	$0	$0	$0
Total Estimated Costs	$232,047							
Total Unfunded	$232,047							
Total Est. Annual Operating Impact	$0							

Funding Status: Unfunded
Actuals: $0
Encumbrances: $0

40-P-20-0663 Miamarina Bayside - Breakwater/Jetty Foe

District: Citywide
Status: Future Consideration
Phase: Planning

This project is a feasibility study on the impact of a breakwater in or around the Miamarina, protecting its users from stormfwind damage similar to that experienced during Hurricane Irma. After Hurricane Irma, damages at Miamarina were found to be nomina

No Funding Allocated	$0	$0	$0	$0	$0	$0	$0	$0
Total Sources of Funding	$0	$0	$0	$0	$0	$0	$0	$0
Total Estimated Costs	$3,000,000							
Total Unfunded	$3,000,000							
Total Est. Annual Operating Impact	$0							

Funding Status: Unfunded
Actuals: $0
Encumbrances: $0

40-P-22-0023 Miamarina Canopy Replacement
40-B223403

District: 2
Status: Adopted
Phase: Planning

Replacement of the entire vinyl material estimated 690ft of the canopy system at Miamarina and repaint canopy poles/frame with white electrostatic paint.

Sources and Estimated Costs by Department

Real Estate and Asset Management

Project Information and Description		Prior Year Budget	Current Budget 2024-25	Future Budget Funding 2025-26	2026-27	2027-28	2028-29	2029-30
10% Marinas Revenue	$16,704	$16,704	$0	$0	$0	$0	$0	$0
Total Sources of Funding	$16,704	$16,704	$0	$0	$0	$0	$0	$0
Total Estimated Costs	$155,000							
Total Unfunded	$138,296							
Total Est. Annual Operating Impact	$0							

Funding Status: Partial
Actuals: $16,704
Encumbrances: $0

40-P-20-0394 MiaMarina Emergency Repairs
40-B183404
Emergency repairs and replacements at MiaMarina

District: 2
Status: Complete
Phase: Closed

10% Marinas Revenue	$550,865	$550,865	$0	$0	$0	$0	$0	$0
Miamarina Ticket Surcharge Revenue	$34,672	$34,672	$0	$0	$0	$0	$0	$0
Total Sources of Funding	$585,536	$585,536	$0	$0	$0	$0	$0	$0
Total Estimated Costs	$120,000							
Total Unfunded	($465,536)							
Total Est. Annual Operating Impact	$0							

Funding Status: Fully Funded
Actuals: $71,893
Encumbrances: $23,001

40-P-20-0424 Miamarina Pier 5 Commercial Wharf Improvement - Phase I
40-B70045
Study, up to conceptual design, to a more efficient use of Bayside Basin/Miamarina

District: 2
Status: Active
Phase: Pre-Construction

10% Marinas Revenue	$557,913	$557,913	$0	$0	$0	$0	$0	$0
Contribution from General Fund	$699,000	$699,000	$0	$0	$0	$0	$0	$0
Florida Inland Navigation District	$44,140	$44,140	$0	$0	$0	$0	$0	$0
Florida Inland Navigation District	$1,325,000	$1,325,000	$0	$0	$0	$0	$0	$0
Miamarina Ticket Surcharge Revenue	$75,225	$75,225	$0	$0	$0	$0	$0	$0
Total Sources of Funding	$2,701,277	$2,701,277	$0	$0	$0	$0	$0	$0
Total Estimated Costs	$2,800,000							
Total Unfunded	$98,723							
Total Est. Annual Operating Impact	$0							

Funding Status: Partial
Actuals: $2,508,816
Encumbrances: $0

Sources and Estimated Costs by Department

Real Estate and Asset Management

Project Information and Description	Prior Year Budget	Current Budget 2024-25	Future Budget Funding 2025-26	2026-27	2027-28	2028-29	2029-30

40-P-20-0395 MiaMarina Ticket Surcharge - Capital Operations and Improvements

40-B183406

Capital Operations and Improvements at MiaMarina

District: 2
Status: Active
Phase: Administrative Close-Out

Miamarina Ticket Surcharge Revenue	$4,201,362	$3,382,362	$819,000	$0	$0	$0	$0	$0
Total Sources of Funding	$4,201,362	$3,382,362	$819,000	$0	$0	$0	$0	$0
Total Estimated Costs	$4,201,362							
Total Unfunded	$0							
Total Est. Annual Operating Impact	$0							

Funding Status: Fully Funded
Actuals: $3,311,117
Encumbrances: $36,571

40-P-24-0006 Miamarina Ticket Surcharge Rev

40-B70039

Miamarina Ticket Surcharge Rev

District: Citywide
Status: Adopted
Phase: Planning

Miamarina Ticket Surcharge Revenue	$326,304	$326,304	$0	$0	$0	$0	$0	$0
Total Sources of Funding	$326,304	$326,304	$0	$0	$0	$0	$0	$0
Total Estimated Costs	$326,304							
Total Unfunded	$0							
Total Est. Annual Operating Impact	$0							

Funding Status: Fully Funded
Actuals: $317,927
Encumbrances: $4,458

40-P-20-0422 Miami Marine Stadium Marina

40-B70042

Preliminary study, design, permitting, and construction of new marina within the Marina Stadium Basin

District: 2
Status: Active
Phase: Pre-Construction

Sources and Estimated Costs by Department

Real Estate and Asset Management

Project Information and Description		Prior Year Budget	Current Budget 2024-25	Future Budget Funding 2025-26	2026-27	2027-28	2028-29	2029-30
10% Marinas Revenue	$969,765	$969,765	$0	$0	$0	$0	$0	$0
Florida Fish and Wildlife Conservation Commission	$13,440	$13,440	$0	$0	$0	$0	$0	$0
Florida Inland Navigation District	$150,000	$150,000	$0	$0	$0	$0	$0	$0
Miami Special Obligation Bond	$3,000,000	$3,000,000	$0	$0	$0	$0	$0	$0
Total Sources of Funding	$4,133,205	$4,133,205	$0	$0	$0	$0	$0	$0
Total Estimated Costs	$4,133,205							
Total Unfunded	$0							
Total Est. Annual Operating Impact	$0							

Funding Status: Partial
Actuals: $244,824
Encumbrances: $270,879

40-P-24-0015 Miami Marine Stadium Parking Improvements
40-B243402
Miami Marine Stadium Parking Improvements

District: Citywide
Status: Adopted
Phase: Planning

Contribution from General Fund	$100,000	$100,000	$0	$0	$0	$0	$0	$0
Total Sources of Funding	$100,000	$100,000	$0	$0	$0	$0	$0	$0
Total Estimated Costs	$100,000							
Total Unfunded	$0							
Total Est. Annual Operating Impact	$0							

Funding Status: Fully Funded
Actuals: $0
Encumbrances: $0

40-P-20-0412 Miscellaneous Repairs - Marine Stadium Marina
40-B203405
Annual emergency repair contingency for Miami Marine Stadium Marina

District: Citywide
Status: Active
Phase: Annual Capital Refurbishme

10% Marinas Revenue	$364,095	$364,095	$0	$0	$0	$0	$0	$0
Contribution from General Fund-SSL	$55,000	$55,000	$0	$0	$0	$0	$0	$0
Total Sources of Funding	$419,095	$419,095	$0	$0	$0	$0	$0	$0
Total Estimated Costs	$419,095							
Total Unfunded	$0							
Total Est. Annual Operating Impact	$0							

Funding Status: Fully Funded
Actuals: $238,266
Encumbrances: $156,686

Sources and Estimated Costs by Department

Real Estate and Asset Management

Project Information and Description	Prior Year Budget	Current Budget 2024-25	Future Budget Funding 2025-26	2026-27	2027-28	2028-29	2029-30

40-P-20-0398 Miscellaneous Repairs - Watson Island Boat Ramp

40-B183409

Annual miscellaneous repairs

District: 2
Status: Active
Phase: Annual Capital Refurbishme

10% Marinas Revenue	$44,177	$44,177	$0	$0	$0	$0	$0	$0
Total Sources of Funding	$44,177	$44,177	$0	$0	$0	$0	$0	$0
Total Estimated Costs	$44,177							
Total Unfunded	$0							
Total Est. Annual Operating Impact	$0							

Funding Status: Fully Funded
Actuals: $14,446
Encumbrances: $0

40-P-20-0389 Miscellaneous Repairs - Dinner Key Mooring Field

40-B173403

Replacement and Repairs of Mooring Equipment Components for Dinner Key Mooring Field

District: 2
Status: Active
Phase: Annual Capital Refurbishme

10% Marinas Revenue	$389,354	$389,354	$0	$0	$0	$0	$0	$0
Total Sources of Funding	$389,354	$389,354	$0	$0	$0	$0	$0	$0
Total Estimated Costs	$389,354							
Total Unfunded	$0							
Total Est. Annual Operating Impact	$0							

Funding Status: Fully Funded
Actuals: $164,542
Encumbrances: $0

40-P-20-0427 Mooring Field Offshore - Dinner Key Marina

40-B70048

Phase I and II of rehabilitation of the Mooring Field Offshore at Dinner Key Marina

District: 2
Status: Active
Phase: Construction

Sources and Estimated Costs by Department

Real Estate and Asset Management

Project Information and Description		Prior Year Budget	Current Budget 2024-25	Future Budget Funding 2025-26	2026-27	2027-28	2028-29	2029-30
10% Marinas Revenue	$178,003	$178,003	$0	$0	$0	$0	$0	$0
Florida Inland Navigation District	$45,380	$45,380	$0	$0	$0	$0	$0	$0
Florida Inland Navigation District	$250,000	$250,000	$0	$0	$0	$0	$0	$0
Total Sources of Funding	$473,382	$473,382	$0	$0	$0	$0	$0	$0
Total Estimated Costs	$473,382							
Total Unfunded	$0							
Total Est. Annual Operating Impact	$0							

Funding Status: Fully Funded
Actuals: $329,826
Encumbrances: $0

40-P-20-0426 Mooring Field Offshore - Watson Island
40-B70047
Mooring Field Offshore at Watson Island

District: 2
Status: Active
Phase: Bidding

10% Marinas Revenue	$423,216	$423,216	$0	$0	$0	$0	$0	$0
Florida Inland Navigation District	$10,085	$10,085	$0	$0	$0	$0	$0	$0
Florida Inland Navigation District	$375,000	$375,000	$0	$0	$0	$0	$0	$0
Total Sources of Funding	$808,301	$808,301	$0	$0	$0	$0	$0	$0
Total Estimated Costs	$808,301							
Total Unfunded	$0							
Total Est. Annual Operating Impact	$0							

Funding Status: Fully Funded
Actuals: $796,217
Encumbrances: $0

40-P-21-0048 MRC Garage Access Plan
40-B223118
Access Plan for MRC Garage

District: Citywide
Status: Adopted
Phase: Planning

Contribution from General Fund	$500,000	$500,000	$0	$0	$0	$0	$0	$0
Total Sources of Funding	$500,000	$500,000	$0	$0	$0	$0	$0	$0
Total Estimated Costs	$500,000							
Total Unfunded	$0							
Total Est. Annual Operating Impact	$0							

Funding Status: Fully Funded
Actuals: $0
Encumbrances: $10,000

Sources and Estimated Costs by Department

Real Estate and Asset Management

Project Information and Description		Prior Year Budget	Current Budget 2024-25	Future Budget Funding 2025-26	2026-27	2027-28	2028-29	2029-30
40-P-24-0007 New Administration Building and Parking/Other Improvements								
40-B243400								
New Administration Building and Parking/Other Improvements								
City Administration Building Financing	$241,483,401	$241,483,401	$0	$0	$0	$0	$0	$0
Total Sources of Funding	$241,483,401	$241,483,401	$0	$0	$0	$0	$0	$0
Total Estimated Costs	$241,483,401							
Total Unfunded	$0							
Total Est. Annual Operating Impact	$0							

District: Citywide
Status: Adopted
Phase: Planning

Funding Status: Fully Funded
Actuals: $1,863,937
Encumbrances: $0

Project Information and Description		Prior Year Budget	Current Budget 2024-25	Future Budget Funding 2025-26	2026-27	2027-28	2028-29	2029-30
40-P-22-0032 New Dinner Key Marina Dockmaster Building								
40-B60464								
New Dinner Key Marina Dockmaster Building								
10% Marinas Revenue	$496,655	$496,655	$0	$0	$0	$0	$0	$0
Contribution from Special Revenue Fund	$4,163	$4,163	$0	$0	$0	$0	$0	$0
Contribution from Special Revenue Fund	$27,700	$27,700	$0	$0	$0	$0	$0	$0
Homeland Defense Bond	$664,723	$664,723	$0	$0	$0	$0	$0	$0
Homeland Defense Bond Series 3	$2,830,276	$2,830,276	$0	$0	$0	$0	$0	$0
Impact Fees	$87,986	$87,986	$0	$0	$0	$0	$0	$0
Private - TVM Productions	$17	$17	$0	$0	$0	$0	$0	$0
Sanitary Sewer Non-Bond	$38,057	$38,057	$0	$0	$0	$0	$0	$0
Total Sources of Funding	$4,149,578	$4,149,578	$0	$0	$0	$0	$0	$0
Total Estimated Costs	$4,149,578							
Total Unfunded	$0							
Total Est. Annual Operating Impact	$0							

District: 2
Status: Active
Phase: Planning

Funding Status: Partial
Actuals: $4,131,443
Encumbrances: $0

40-P-21-0010 Olympia Theater 40/50 Year Recertification
40-B213418
40-Year Recertification Inspections, Report, and Compliance

District: 5
Status: Active
Phase: Planning

Sources and Estimated Costs by Department

Real Estate and Asset Management

Project Information and Description		Prior Year Budget	Current Budget 2024-25	Future Budget Funding 2025-26	2026-27	2027-28	2028-29	2029-30
Contribution from General Fund	$75,000	$75,000	$0	$0	$0	$0	$0	$0
Total Sources of Funding	$75,000	$75,000	$0	$0	$0	$0	$0	$0
Total Estimated Costs	$75,000							
Total Unfunded	$0							
Total Est. Annual Operating Impact	$0							

Funding Status: Fully Funded
Actuals: $34,398
Encumbrances: $0

40-P-20-0752 Olympia Theater Apartments Elevator Replacement
40-B213410

District: 5
Status: Adopted
Phase: Planning

Replacement of elevator system(s) with sustainable, energy efficient elevators provide the most modern, safest, and up to date technology available

Contribution from General Fund	$900,000	$900,000	$0	$0	$0	$0	$0	$0
Total Sources of Funding	$900,000	$900,000	$0	$0	$0	$0	$0	$0
Total Estimated Costs	$900,000							
Total Unfunded	$0							
Total Est. Annual Operating Impact	$0							

Funding Status: Fully Funded
Actuals: $386,468
Encumbrances: $314,415

40-P-21-0029 Olympia Theater Interior Lighting and Electrical Repairs
40-B213417

District: 5
Status: Adopted
Phase: Planning

Upgrade interior lightning and conduct electrical repairs at Olympia Theater

Contribution from Special Revenue Fund	$22,291	$22,291	$0	$0	$0	$0	$0	$0
Total Sources of Funding	$22,291	$22,291	$0	$0	$0	$0	$0	$0
Total Estimated Costs	$22,291							
Total Unfunded	$0							
Total Est. Annual Operating Impact	$0							

Funding Status: Fully Funded
Actuals: $12,212
Encumbrances: $0

40-P-20-0396 Pier Repairs-MiaMarina
40-B183407

District: 2
Status: Active
Phase: Administrative Close-Out

To repair and maintain pilings and piers at Bayside Marina

Sources and Estimated Costs by Department

Real Estate and Asset Management

Project Information and Description		Prior Year Budget	Current Budget 2024-25	Future Budget Funding 2025-26	2026-27	2027-28	2028-29	2029-30
10% Marinas Revenue	$331,006	$331,006	$0	$0	$0	$0	$0	$0
Contribution from Special Revenue Fund	$110,000	$110,000	$0	$0	$0	$0	$0	$0
Miamarina Ticket Surcharge Revenue	$281,250	$281,250	$0	$0	$0	$0	$0	$0
Total Sources of Funding	$722,256	$722,256	$0	$0	$0	$0	$0	$0
Total Estimated Costs	$740,785							
Total Unfunded	$18,529							
Total Est. Annual Operating Impact	$0							

Funding Status: Partial
Actuals: $844,463
Encumbrances: $0

40-P-20-0387 Pilings and Pier Repairs - Dinner Key Marina
40-B173401

Replacement of deteriorated mooring pilings at Dinner Key Marina

District: 2
Status: Active
Phase: Administrative Close-Out

10% Marinas Revenue	$840,410	$840,410	$0	$0	$0	$0	$0	$0
Contribution from General Fund	$507	$507	$0	$0	$0	$0	$0	$0
Contribution from General Fund-SSL	$24,620	$24,620	$0	$0	$0	$0	$0	$0
Contribution from Special Revenue Fund	$22,686	$22,686	$0	$0	$0	$0	$0	$0
Total Sources of Funding	$888,222	$888,222	$0	$0	$0	$0	$0	$0
Total Estimated Costs	$888,222							
Total Unfunded	$0							
Total Est. Annual Operating Impact	$0							

Funding Status: Fully Funded
Actuals: $887,302
Encumbrances: $0

40-P-20-0668 Portable Electrical Backup Units for City Marinas

Given damages sustained during Hurricane Irma and to address the immediate needs of marina customers (safety, power, water) in such incident. This project sees to provide City Marinas for a permanent (owned) alterative to renting temporary electrical mari

District: Citywide
Status: Future Consideration
Phase: Planning

Sources and Estimated Costs by Department

Real Estate and Asset Management

Project Information and Description		Prior Year Budget	Current Budget 2024-25	Future Budget Funding 2025-26	2026-27	2027-28	2028-29	2029-30
No Funding Allocated	$0	$0	$0	$0	$0	$0	$0	$0
Total Sources of Funding	$0	$0	$0	$0	$0	$0	$0	$0
Total Estimated Costs	$1,800,000							
Total Unfunded	$1,800,000							
Total Est. Annual Operating Impact	$0							

Funding Status: Unfunded
Actuals: $0
Encumbrances: $0

40-P-20-0415 Repairs at Marlins Garage
40-B203408

District: Citywide
Status: Active
Phase: Administrative Close-Out

Comprehensive structual, waterproofing, painting, patching repairs at the Marlins Garages

Contribution from General Fund	$737,000	$737,000	$0	$0	$0	$0	$0	$0
Contribution from Special Revenue Fund	$6,406,000	$6,406,000	$0	$0	$0	$0	$0	$0
Total Sources of Funding	$7,143,000	$7,143,000	$0	$0	$0	$0	$0	$0
Total Estimated Costs	$7,857,700							
Total Unfunded	$714,700							
Total Est. Annual Operating Impact	$0							

Funding Status: Partial
Actuals: $3,500,134
Encumbrances: $0

40-P-23-0004 Shake-A-Leg Waterfront Baywalk Phase II

District: 2
Status: Proposed
Phase: Planning

Construction of a baywalk at the Shake-A-Leg Miami waterfront property.

No Funding Allocated	$0	$0	$0	$0	$0	$0	$0	$0
Total Sources of Funding	$0	$0	$0	$0	$0	$0	$0	$0
Total Estimated Costs	$0							
Total Unfunded	$0							
Total Est. Annual Operating Impact	$0							

Funding Status: Fully Funded
Actuals: $0
Encumbrances: $0

Sources and Estimated Costs by Department

Real Estate and Asset Management

Project Information and Description	Prior Year Budget	Current Budget 2024-25	Future Budget Funding 2025-26	2026-27	2027-28	2028-29	2029-30

50-P-24-0001 Shuttle Boat for Watson Island Mooring Field

40-B243403

A shuttle boat is needed for the Watson Island Mooring Field to bring customers to/from their vessels (moored in the mooring field) and the dock/upland amenities

District: 2
Status: Adopted
Phase: Planning

Contribution from Special Revenue Fund	$39,000	$39,000	$0	$0	$0	$0	$0	$0
Total Sources of Funding	$39,000	$39,000	$0	$0	$0	$0	$0	$0
Total Estimated Costs	$81,694							
Total Unfunded	$42,694							
Total Est. Annual Operating Impact	$0							

Funding Status: Partial
Actuals: $0
Encumbrances: $0

40-P-23-0062 Tower Theater - Cinema No.2

40-B233401

Tower Theater - Cinema No.2

District: 3
Status: Active
Phase: Planning

Contribution from Special Revenue Fund	$157,000	$157,000	$0	$0	$0	$0	$0	$0
Total Sources of Funding	$157,000	$157,000	$0	$0	$0	$0	$0	$0
Total Estimated Costs	$157,000							
Total Unfunded	$0							
Total Est. Annual Operating Impact	$0							

Funding Status: Fully Funded
Actuals: $154,201
Encumbrances: $0

40-P-23-0063 Tower Theater - Welcome Center

40-B233400

Tower Theater - Welcome Center

District: 3
Status: Active
Phase: Planning

Sources and Estimated Costs by Department

Real Estate and Asset Management

Project Information and Description		Prior Year Budget	Current Budget 2024-25	Future Budget Funding 2025-26	2026-27	2027-28	2028-29	2029-30
Contribution from General Fund	$679,000	$679,000	$0	$0	$0	$0	$0	$0
Contribution from Special Revenue Fund	$29,000	$29,000	$0	$0	$0	$0	$0	$0
Total Sources of Funding	$708,000	$708,000	$0	$0	$0	$0	$0	$0
Total Estimated Costs	$708,000							
Total Unfunded	$0							
Total Est. Annual Operating Impact	$0							

Funding Status: Fully Funded
Actuals: $24,555
Encumbrances: $90,005

40-P-20-0425 Virginia Key Boat Launch and Trailer Parking
40-B70046

District: 2
Status: Active
Phase: Pre-Construction

Design and permitting of the Virginia Key boat launch and trailer parking area (Phase I)

Florida Inland Navigation District	$30,965	$30,965	$0	$0	$0	$0	$0	$0
Florida Inland Navigation District	$1,261,200	$1,261,200	$0	$0	$0	$0	$0	$0
Impact Fees - Parks	$1,344,200	$1,344,200	$0	$0	$0	$0	$0	$0
Miami Special Obligation Bond	$3,000,000	$3,000,000	$0	$0	$0	$0	$0	$0
Total Sources of Funding	$5,636,365	$5,636,365	$0	$0	$0	$0	$0	$0
Total Estimated Costs	$4,375,165							
Total Unfunded	($1,261,200)							
Total Est. Annual Operating Impact	$0							

Funding Status: Fully Funded
Actuals: $864,836
Encumbrances: $661,868

40-P-17-0133 Virginia Key Maritime Center
40-B173406

District: Citywide
Status: Active
Phase: A/E Selection

New "Maritime Welcome Center" including Welcome Center, offices, exhibition spaces, Dock Master Suite and restaurant with indoor and outdoor dining.

Contribution from General Fund	$322,679	$322,679	$0	$0	$0	$0	$0	$0
Marine Stadium Museum Complex Financing	$7,000,000	$7,000,000	$0	$0	$0	$0	$0	$0
Total Sources of Funding	$7,322,679	$7,322,679	$0	$0	$0	$0	$0	$0
Total Estimated Costs	$7,000,000							
Total Unfunded	($322,679)							
Total Est. Annual Operating Impact	$80,000							

Funding Status: Fully Funded
Actuals: $322,679
Encumbrances: $46,747

Sources and Estimated Costs by Department

Real Estate and Asset Management

Project Information and Description		Prior Year Budget	Current Budget 2024-25	Future Budget Funding 2025-26	2026-27	2027-28	2028-29	2029-30
40-P-23-0092 Watson Island Emergency Repairs								
40-B243401								
Watson Island Emergency Repairs								
10% Marinas Revenue	$229,901	$229,901	$0	$0	$0	$0	$0	$0
Total Sources of Funding	$229,901	$229,901	$0	$0	$0	$0	$0	$0
Total Estimated Costs	$229,901							
Total Unfunded	$0							
Total Est. Annual Operating Impact	$0							

District: 2
Status: Adopted
Phase: Planning

Funding Status: Fully Funded
Actuals: $16,612
Encumbrances: $89,150

Totals for Real Estate and Asset Management

Total Sources of Funding	$410,078,795	$408,075,795	$2,003,000	$0	$0	$0	$0	$0
Total Estimated Costs	$466,377,245							
Total Unfunded	$56,298,450							
Total Est. Annual Operating Impact	($42,000)							

Sources and Estimated Costs by Department

Resilience and Public Works

Project Information and Description		Prior Year Budget	Current Budget 2024-25	Future Budget Funding 2025-26	2026-27	2027-28	2028-29	2029-30
40-P-23-0078 40-B233606	8 Street Flood Improvements - SW 17 Ave to SW 22 Ave, SW 5 St to SW 12 St							
Flooding and right-of-way improvements including new and upsized stormwater inlets and pipes and new exfiltration trenches.								
Florida Department of Environmental Protection	$4,890,723	$4,890,723	$0	$0	$0	$0	$0	$0
Miami Forever Bond	$891,000	$891,000	$0	$0	$0	$0	$0	$0
Total Sources of Funding	$5,781,723	$5,781,723	$0	$0	$0	$0	$0	$0
Total Estimated Costs	$9,781,446							
Total Unfunded	$3,999,723							
Total Est. Annual Operating Impact	$0							

District: 3
Status: Active
Phase: Planning

Funding Status: Partial
Actuals: $10,479
Encumbrances: $480,736

40-P-00-0118 40-B50902	A Media Art Entertainment							
NE Overtown Roadway Improvements. Milling and resurfacing, replace damaged sidewalks, replace damaged curb & gutter, miscellaneous drainage, ADA ramps and pavement markings.								
Local Option Gas Tax	$902	$902	$0	$0	$0	$0	$0	$0
Stormwater Utility Trust Fund 2008	$154,233	$154,233	$0	$0	$0	$0	$0	$0
Street Bonds - Series 2009	$588,090	$588,090	$0	$0	$0	$0	$0	$0
Street Bonds - Series 2018C	$387,211	$387,211	$0	$0	$0	$0	$0	$0
Transit Half-Cent Surtax	$80,742	$80,742	$0	$0	$0	$0	$0	$0
Transit Half-Cent Surtax	$128,293	$128,293	$0	$0	$0	$0	$0	$0
Total Sources of Funding	$1,339,472	$1,339,472	$0	$0	$0	$0	$0	$0
Total Estimated Costs	$1,343,779							
Total Unfunded	$4,306							
Total Est. Annual Operating Impact	$0							

District: 5
Status: Active
Phase: Administrative Close-Out

Funding Status: Partial
Actuals: $1,315,341
Encumbrances: $8,386

40-P-23-0072 40-B233815	Allapattah Flood Improvements - NW 7 Ave to 14 Ave and NW 23 St to 31 St							
Flooding and right-of-way improvements including new and upsized stormwater inlets and pipes, exfiltration trenches, and gravity drainage wells.								

District: 1
Status: Active
Phase: A/E Selection

Sources and Estimated Costs by Department

Resilience and Public Works

Project Information and Description		Prior Year Budget	Current Budget 2024-25	Future Budget Funding 2025-26	2026-27	2027-28	2028-29	2029-30
Florida Department of Environmental Protection	$15,688,093	$15,688,093	$0	$0	$0	$0	$0	$0
Miami Forever Bond	$5,334,000	$5,334,000	$0	$0	$0	$0	$0	$0
Total Sources of Funding	$21,022,093	$21,022,093	$0	$0	$0	$0	$0	$0
Total Estimated Costs	$31,376,188							
Total Unfunded	$10,354,095							
Total Est. Annual Operating Impact	$0							

Funding Status: Partial
Actuals: $11,818
Encumbrances: $339,662

40-P-22-0038 Auburndale Flood Mitigation
40-B223802

District: 4
Status: Active
Phase: Planning

Roadway reconstruction, sidewalk and driveway approach repairs, concrete curb and gutter, valley gutter, concrete walkway, crosswalks, ADA compliant ramps, drainage improvements/adjustments, utility adjustment and harmonization.

Florida Department of Environmental Protection	$1,500,000	$1,500,000	$0	$0	$0	$0	$0	$0
Florida Department of Environmental Protection	$9,149,197	$9,149,197	$0	$0	$0	$0	$0	$0
Miami Forever Bond	$10,000,000	$10,000,000	$0	$0	$0	$0	$0	$0
Total Sources of Funding	$20,649,197	$20,649,197	$0	$0	$0	$0	$0	$0
Total Estimated Costs	$20,649,197							
Total Unfunded	$0							
Total Est. Annual Operating Impact	$0							

Funding Status: Fully Funded
Actuals: $849,639
Encumbrances: $570,757

40-P-18-0184 Auburndale Traffic Calming
40-B183607

District: 4
Status: Active
Phase: Administrative Close-Out

Installation of traffic calming devices

Contribution from General Fund-SSL	$33,359	$33,359	$0	$0	$0	$0	$0	$0
Total Sources of Funding	$33,359	$33,359	$0	$0	$0	$0	$0	$0
Total Estimated Costs	$40,000							
Total Unfunded	$6,641							
Total Est. Annual Operating Impact	$0							

Funding Status: Partial
Actuals: $33,359
Encumbrances: $0

Sources and Estimated Costs by Department

Resilience and Public Works

Project Information and Description	Prior Year Budget	Current Budget 2024-25	Future Budget Funding 2025-26	2026-27	2027-28	2028-29	2029-30

40-P-17-0243 Auburndale Traffic Device (SW 32 Avenue and 2 Street)

40-B173655

District: 4
Status: Active
Phase: Dry-Run/Permit

Design and construction of one raised intersection. Scope of work to include correction of existing road cross slope, roadway reconstruction, drainage improvements, replace sidewalks, add pedestrian ramps, replace driveways, miscellaneous landscaping and

Contribution from General Fund	$13,716	$13,716	$0	$0	$0	$0	$0	$0
Contribution from General Fund-SSL	$63,059	$63,059	$0	$0	$0	$0	$0	$0
Local Option Gas Tax	$40,000	$40,000	$0	$0	$0	$0	$0	$0
Parking Surcharge	$270	$270	$0	$0	$0	$0	$0	$0
Transit Half-Cent Surtax	$114,221	$114,221	$0	$0	$0	$0	$0	$0
Total Sources of Funding	$231,267	$231,267	$0	$0	$0	$0	$0	$0
Total Estimated Costs	$1,335,790							
Total Unfunded	$1,104,523							
Total Est. Annual Operating Impact	$0							

Funding Status: Partial
Actuals: $219,210
Encumbrances: $12,058

40-P-00-0043 Bayhomes Drive Drainage Improvements

40-B30846

District: 2
Status: Active
Phase: Design

Drainage Improvements including pump station

Contribution from General Fund	$494,000	$494,000	$0	$0	$0	$0	$0	$0
Miami-Dade County General Obligation Bond	$525,000	$525,000	$0	$0	$0	$0	$0	$0
Transit Half-Cent Surtax	$31,000	$31,000	$0	$0	$0	$0	$0	$0
Total Sources of Funding	$1,050,000	$1,050,000	$0	$0	$0	$0	$0	$0
Total Estimated Costs	$1,050,000							
Total Unfunded	$0							
Total Est. Annual Operating Impact	$0							

Funding Status: Fully Funded
Actuals: $626,559
Encumbrances: $211,054

40-P-00-0057 Bayside Historic Sign

40-B39910K

District: 5
Status: Active
Phase: Administrative Close-Out

Replacement of existing street and/or stop signs with new historical street and/or stop signs located within the Bayside Historic Neighborhood. Installation of Gateway Sign at 69th St. & Biscayne Blvd.

Sources and Estimated Costs by Department

Resilience and Public Works

Project Information and Description		Prior Year Budget	Current Budget 2024-25	Future Budget Funding 2025-26	2026-27	2027-28	2028-29	2029-30
Contribution from General Fund	$25,000	$25,000	$0	$0	$0	$0	$0	$0
Homeland Defense Bond Series 3	$22,875	$22,875	$0	$0	$0	$0	$0	$0
Parking Surcharge	$34,125	$34,125	$0	$0	$0	$0	$0	$0
Total Sources of Funding	$82,000	$82,000	$0	$0	$0	$0	$0	$0
Total Estimated Costs	$87,000							
Total Unfunded	$5,000							
Total Est. Annual Operating Impact	$0							

Funding Status: Partial
Actuals: $75,986
Encumbrances: $0

40-P-17-0252 Belle Meade Circle Cul-De-Sac Improvements
40-B173642
Design and construction of circle at Belle Meade Island

District: 5
Status: Active
Phase: Design

Contribution from Special Revenue Fund	$32,132	$32,132	$0	$0	$0	$0	$0	$0
Local Option Gas Tax	$148,560	$148,560	$0	$0	$0	$0	$0	$0
Transit Half-Cent Surtax	$151,440	$151,440	$0	$0	$0	$0	$0	$0
Total Sources of Funding	$332,132	$332,132	$0	$0	$0	$0	$0	$0
Total Estimated Costs	$3,137,694							
Total Unfunded	$2,805,562							
Total Est. Annual Operating Impact	$0							

Funding Status: Partial
Actuals: $155,907
Encumbrances: $46,975

40-P-20-0433 Belle Meade Pump Station (3rd)
40-B193804
Purchase and install third pump at existing pump station

District: 5
Status: Active
Phase: Planning

Contribution from Special Revenue Fund	$180,000	$180,000	$0	$0	$0	$0	$0	$0
Total Sources of Funding	$180,000	$180,000	$0	$0	$0	$0	$0	$0
Total Estimated Costs	$180,000							
Total Unfunded	$0							
Total Est. Annual Operating Impact	$0							

Funding Status: Fully Funded
Actuals: $170,591
Encumbrances: $7,135

Sources and Estimated Costs by Department

Resilience and Public Works

Project Information and Description		Prior Year Budget	Current Budget 2024-25	Future Budget Funding 2025-26	2026-27	2027-28	2028-29	2029-30
40-P-20-0279 Bicycle and Pathway Improvements								
40-B203611								
Update Master Plan for bicycle and pathways in District 2								
Contribution from Special Revenue Fund	$150,000	$150,000	$0	$0	$0	$0	$0	$0
Total Sources of Funding	$150,000	$150,000	$0	$0	$0	$0	$0	$0
Total Estimated Costs	$150,000							
Total Unfunded	$0							
Total Est. Annual Operating Impact	$0							

District: 2
Status: Active
Phase: Planning

Funding Status: Fully Funded
Actuals: $116,697
Encumbrances: $0

Project Information and Description		Prior Year Budget	Current Budget 2024-25	Future Budget Funding 2025-26	2026-27	2027-28	2028-29	2029-30
40-P-20-0711 Bicycle Master Plan Update								
40-B203613								
Update Citywide Bicycle Master Plan								
Contribution from Special Revenue Fund	$100,000	$100,000	$0	$0	$0	$0	$0	$0
Miami-Dade Transportation Planning Organization	$75,000	$75,000	$0	$0	$0	$0	$0	$0
Total Sources of Funding	$175,000	$175,000	$0	$0	$0	$0	$0	$0
Total Estimated Costs	$175,000							
Total Unfunded	$0							
Total Est. Annual Operating Impact	$0							

District: Citywide
Status: Active
Phase: Planning

Funding Status: Fully Funded
Actuals: $165,881
Encumbrances: $0

40-P-20-0599 Bike Routes - Citywide

District: Citywide
Status: Future Consideration
Phase: Planning

Bicycle lane opportunities originally identified in the Bicycle Master Plan or area plans. Bike lanes require signage and striping, it may require milling and resurfacing or be coordinated with other planned roadway projects. Traffic study may be needed

Sources and Estimated Costs by Department

Resilience and Public Works

Project Information and Description		Prior Year Budget	Current Budget 2024-25	Future Budget Funding 2025-26	2026-27	2027-28	2028-29	2029-30
No Funding Allocated	$0	$0	$0	$0	$0	$0	$0	$0
Total Sources of Funding	$0	$0	$0	$0	$0	$0	$0	$0
Total Estimated Costs	$5,000,000							
Total Unfunded	$5,000,000							
Total Est. Annual Operating Impact	$0							

Funding Status: Unfunded
Actuals: $0
Encumbrances: $0

40-P-23-0076 Brickell and Coconut Grove Seawalls between SE 25th Rd to Matheson Ave. and Biscayne Bay - D2
40-B233809

District: 2
Status: Active
Phase: Design

DBB raise seawalls 3 locations to 6-ft NAVD and reconstruction of shoreline 1 location to 4-ft NAVD.

Florida Department of Environmental Protection	$829,265	$829,265	$0	$0	$0	$0	$0	$0
Miami Forever Bond	$830,000	$830,000	$0	$0	$0	$0	$0	$0
Total Sources of Funding	$1,659,265	$1,659,265	$0	$0	$0	$0	$0	$0
Total Estimated Costs	$1,659,265							
Total Unfunded	$0							
Total Est. Annual Operating Impact	$0							

Funding Status: Fully Funded
Actuals: $8,631
Encumbrances: $470,172

40-P-00-0045 Brickell Avenue from SE 15 Road to SE 8 Street
40-B30874

District: 2
Status: Active
Phase: Final Completion

Section 1 - Sidewalk restoration, miscellaneous curb & gutter restoration, repair of driveway approaches as needed, limited addition of crosswalks, and identification of broken light fixtures.Section 2 - Decorative tree guards & pavement markings

Contribution from Special Revenue Fund	$24,347	$24,347	$0	$0	$0	$0	$0	$0
Local Option Gas Tax	$32,900	$32,900	$0	$0	$0	$0	$0	$0
Parking Surcharge	$2,040,000	$2,040,000	$0	$0	$0	$0	$0	$0
Total Sources of Funding	$2,097,247	$2,097,247	$0	$0	$0	$0	$0	$0
Total Estimated Costs	$2,097,247							
Total Unfunded	$0							
Total Est. Annual Operating Impact	$0							

Funding Status: Fully Funded
Actuals: $1,407,732
Encumbrances: $305,691

Sources and Estimated Costs by Department

Resilience and Public Works

Project Information and Description		Prior Year Budget	Current Budget 2024-25	Future Budget Funding 2025-26	2026-27	2027-28	2028-29	2029-30
40-P-19-0225 Brickell Bay Drive Seawall, Drainage and Road Improvements								
40-B193802								
Design Criteria Package for Resiliency Sea Level Risk Mitigation at Brickell Bay Drive - based on RC100 Plan (includes design for rebuilding seawall and creation of linear park)								
Florida Department of Environmental Protection	$17,170,650	$17,170,650	$0	$0	$0	$0	$0	$0
Miami Forever Bond	$1,000,000	$1,000,000	$0	$0	$0	$0	$0	$0
Miami Forever Bond	$9,085,000	$9,085,000	$0	$0	$0	$0	$0	$0
Total Sources of Funding	$27,255,650	$27,255,650	$0	$0	$0	$0	$0	$0
Total Estimated Costs	$27,255,650							
Total Unfunded	$0							
Total Est. Annual Operating Impact	$0							

District: 2
Status: Active
Phase: Design

Funding Status: Fully Funded
Actuals: $1,725,037
Encumbrances: $1,513,048

40-P-19-0217 Brickell Key Bridge Repairs								
40-B193602								
Brickell Key Bridge Rehabilitation / Repairs								
Contribution from Special Revenue Fund	$160,000	$160,000	$0	$0	$0	$0	$0	$0
Downtown Developmental Regional Impact (DDRI) - Administration	$2,654,000	$2,654,000	$0	$0	$0	$0	$0	$0
Downtown Developmental Regional Impact (DDRI) - Transportation	$1,966,000	$1,966,000	$0	$0	$0	$0	$0	$0
Total Sources of Funding	$4,780,000	$4,780,000	$0	$0	$0	$0	$0	$0
Total Estimated Costs	$7,120,709							
Total Unfunded	$2,340,709							
Total Est. Annual Operating Impact	$0							

District: 2
Status: Active
Phase: Design

Funding Status: Partial
Actuals: $394,520
Encumbrances: $184,572

40-P-20-0302 Buena Vista - Traffic Calming Devices - Phase II								
40-B193615								
Design and construction of seven traffic calming devices in the Buena Vista neighborhood.								

District: 5
Status: Active
Phase: Construction

Sources and Estimated Costs by Department

Resilience and Public Works

Project Information and Description		Prior Year Budget	Current Budget 2024-25	Future Budget Funding 2025-26	2026-27	2027-28	2028-29	2029-30
Citywide Landscape	$19,600	$19,600	$0	$0	$0	$0	$0	$0
Contribution from General Fund	$255,215	$255,215	$0	$0	$0	$0	$0	$0
Contribution from Special Revenue Fund	$450,000	$450,000	$0	$0	$0	$0	$0	$0
Total Sources of Funding	$724,815	$724,815	$0	$0	$0	$0	$0	$0
Total Estimated Costs	$1,811,864							
Total Unfunded	$1,087,049							
Total Est. Annual Operating Impact	$0							

Funding Status: Partial
Actuals: $584,743
Encumbrances: $60,667

40-P-23-0013 Buena Vista Local Drainage and Road Improvements
40-B233602

District: 5
Status: Active
Phase: Design

Buena Vista Local Drainage and Road Improvements at NE 49 Street and NE 50 Street between North Miami Avenue and NE 2nd Avenue

Parking Surcharge	$300,000	$300,000	$0	$0	$0	$0	$0	$0
Transit Half-Cent Surtax	$2,760,200	$2,760,200	$0	$0	$0	$0	$0	$0
Total Sources of Funding	$3,060,200	$3,060,200	$0	$0	$0	$0	$0	$0
Total Estimated Costs	$3,051,983							
Total Unfunded	($8,217)							
Total Est. Annual Operating Impact	$0							

Funding Status: Fully Funded
Actuals: $15,867
Encumbrances: $284,685

40-P-19-0220 Buena Vista Neighborhood Traffic Calming
40-B193620

District: 5
Status: Active
Phase: Administrative Close-Out

Installation of traffic calming devices at approximately 5 locations

Contribution from General Fund	$77,118	$77,118	$0	$0	$0	$0	$0	$0
Parking Surcharge	$193,761	$193,761	$0	$0	$0	$0	$0	$0
Street Bonds - Series 2018C	$10,079	$10,079	$0	$0	$0	$0	$0	$0
Transit Half-Cent Surtax	$75,037	$75,037	$0	$0	$0	$0	$0	$0
Total Sources of Funding	$355,995	$355,995	$0	$0	$0	$0	$0	$0
Total Estimated Costs	$373,116							
Total Unfunded	$17,121							
Total Est. Annual Operating Impact	$0							

Funding Status: Partial
Actuals: $351,995
Encumbrances: $0

Sources and Estimated Costs by Department

Resilience and Public Works

Project Information and Description	Prior Year Budget	Current Budget 2024-25	Future Budget Funding 2025-26	2026-27	2027-28	2028-29	2029-30

40-P-20-0317 Calle 8 Light and Street Improvements Mayor - Decoration
40-B78509E
Beautification on Calle Ocho (SW 8 Street) related to the promotion of local visual arts

District: 3
Status: Active
Phase: Annual Capital Refurbishme

Contribution from General Fund	$125,751	$125,751	$0	$0	$0	$0	$0	$0
Total Sources of Funding	$125,751	$125,751	$0	$0	$0	$0	$0	$0
Total Estimated Costs	$125,751							
Total Unfunded	$0							
Total Est. Annual Operating Impact	$0							

Funding Status: Fully Funded
Actuals: $41,864
Encumbrances: $9,303

40-P-20-0321 Calle 8 Light and Street Improvements Mayor - Public Works
40-B78509D
Maintenance on Calle Ocho (SW 8 Street) related to the landscape restoration

District: 3
Status: Active
Phase: Annual Capital Refurbishme

Contribution from General Fund	$104,369	$104,369	$0	$0	$0	$0	$0	$0
Parking Surcharge	$205,573	$205,573	$0	$0	$0	$0	$0	$0
Total Sources of Funding	$309,942	$309,942	$0	$0	$0	$0	$0	$0
Total Estimated Costs	$909,942							
Total Unfunded	$600,000							
Total Est. Annual Operating Impact	$0							

Funding Status: Partial
Actuals: $143,982
Encumbrances: $0

40-P-20-0434 Cartegraph Data Inventory
40-B183606
Inventory needed for the roadway maintenance plan

District: Citywide
Status: Active
Phase: Administrative Close-Out

Sources and Estimated Costs by Department

Resilience and Public Works

Project Information and Description		Prior Year Budget	Current Budget 2024-25	Future Budget Funding 2025-26	2026-27	2027-28	2028-29	2029-30
Contribution from Special Revenue Fund	$1,095,700	$1,095,700	$0	$0	$0	$0	$0	$0
Total Sources of Funding	$1,095,700	$1,095,700	$0	$0	$0	$0	$0	$0
Total Estimated Costs	$945,700							
Total Unfunded	($150,000)							
Total Est. Annual Operating Impact	$0							

Funding Status: Fully Funded
Actuals: $945,175
Encumbrances: $0

40-P-18-0190 Charles Avenue from Main Highway to South Douglas Road

40-B183612

District: 2
Status: Active
Phase: Construction

Roadway reconstruction, removal of all existing covered trench, new drainage system (inlet, MH and exfiltration trench), replacement of sidewalks and driveway approaches, new ADA ramps, replace existing valley gutter in order to remain existing planters

Contribution from General Fund	$99,297	$99,297	$0	$0	$0	$0	$0	$0
Contribution from General Fund-SSL	$40,494	$40,494	$0	$0	$0	$0	$0	$0
Local Option Gas Tax	$21,708	$21,708	$0	$0	$0	$0	$0	$0
Parking Surcharge	$174,045	$174,045	$0	$0	$0	$0	$0	$0
Stormwater Utility Trust Fund 2008	$100,000	$100,000	$0	$0	$0	$0	$0	$0
Transit Half-Cent Surtax	$2,548,084	$2,548,084	$0	$0	$0	$0	$0	$0
Total Sources of Funding	$2,983,628	$2,983,628	$0	$0	$0	$0	$0	$0
Total Estimated Costs	$4,600,693							
Total Unfunded	$1,617,065							
Total Est. Annual Operating Impact	$0							

Funding Status: Partial
Actuals: $286,605
Encumbrances: $101,345

40-P-20-0435 City of Miami Trolley Program - Trolley Acquisition

40-B70715E

District: Citywide
Status: Active
Phase: Planning

Miami Trolley Ciitywide acquisition Program

Sources and Estimated Costs by Department

Resilience and Public Works

Project Information and Description		Prior Year Budget	Current Budget 2024-25	Future Budget Funding 2025-26	2026-27	2027-28	2028-29	2029-30
Florida Department of Transportation	$294,499	$294,499	$0	$0	$0	$0	$0	$0
Florida Department of Transportation	$1,180,000	$1,180,000	$0	$0	$0	$0	$0	$0
Florida Department of Transportation	$1,020,450	$1,020,450	$0	$0	$0	$0	$0	$0
Transit Half-Cent Surtax	$7,027,900	$7,027,900	$0	$0	$0	$0	$0	$0
Total Sources of Funding	$9,522,849	$9,522,849	$0	$0	$0	$0	$0	$0
Total Estimated Costs	$9,522,849							
Total Unfunded	$0							
Total Est. Annual Operating Impact	$0							

Funding Status: Fully Funded
Actuals: $9,521,445
Encumbrances: $0

40-P-20-0604 Citywide - Traffic Calming

District: Citywide
Status: Future Consideration
Phase: Planning

Citywide traffic calming can remedy spot locations traffic calming based on the interlocal agreement.

No Funding Allocated	$0	$0	$0	$0	$0	$0	$0	$0
Total Sources of Funding	$0	$0	$0	$0	$0	$0	$0	$0
Total Estimated Costs	$5,000,000							
Total Unfunded	$5,000,000							
Total Est. Annual Operating Impact	$0							

Funding Status: Unfunded
Actuals: $0
Encumbrances: $0

40-P-20-0436 Citywide Beautification
40-B183617

District: Citywide
Status: Active
Phase: Planning

Improving Right of Way Aesthetics with Sustainable Landscaping

Citywide Landscape	$2,895	$2,895	$0	$0	$0	$0	$0	$0
Contribution from Special Revenue Fund	$7,100,000	$7,100,000	$0	$0	$0	$0	$0	$0
Total Sources of Funding	$7,102,895	$7,102,895	$0	$0	$0	$0	$0	$0
Total Estimated Costs	$7,102,895							
Total Unfunded	$0							
Total Est. Annual Operating Impact	$0							

Funding Status: Fully Funded
Actuals: $6,396,413
Encumbrances: $0

Sources and Estimated Costs by Department

Resilience and Public Works

Project Information and Description	Prior Year Budget	Current Budget 2024-25	Future Budget Funding 2025-26	2026-27	2027-28	2028-29	2029-30

40-P-20-0652 Citywide Bike Projects - Design and Construction

District: Citywide
Status: Future Consideration
Phase: Planning

Provide design and construction services to expand the City's bike route infrastructure.

No Funding Allocated	$0	$0	$0	$0	$0	$0	$0	$0
Total Sources of Funding	$0	$0	$0	$0	$0	$0	$0	$0
Total Estimated Costs	$3,000,000							
Total Unfunded	$3,000,000							
Total Est. Annual Operating Impact	$0							

Funding Status: Unfunded
Actuals: $0
Encumbrances: $0

40-P-24-0003 Citywide Critical Facilities and Assets Vulnerability Assessment
40-B233802

District: Citywide
Status: Adopted
Phase: Planning

Citywide Critical Facilities and Assets Vulnerability Assessment

Florida Department of Environmental Protection	$197,575	$197,575	$0	$0	$0	$0	$0	$0
Total Sources of Funding	$197,575	$197,575	$0	$0	$0	$0	$0	$0
Total Estimated Costs	$197,575							
Total Unfunded	$0							
Total Est. Annual Operating Impact	$0							

Funding Status: Fully Funded
Actuals: $122,415
Encumbrances: $0

40-P-20-0664 Citywide Flood Drainage Mitigation of over Known Flooding Locations

District: Citywide
Status: Future Consideration
Phase: Planning

This project is for neighborhood drainage projects throughout the City of Miami. The current list includes 148 projects for an estimated cost of $6 million. The average project cost is approximately $40k. Individual projects range from $20k to $200k.

No Funding Allocated	$0	$0	$0	$0	$0	$0	$0	$0
Total Sources of Funding	$0	$0	$0	$0	$0	$0	$0	$0
Total Estimated Costs	$6,000,000							
Total Unfunded	$6,000,000							
Total Est. Annual Operating Impact	$0							

Funding Status: Unfunded
Actuals: $0
Encumbrances: $0

Sources and Estimated Costs by Department

Resilience and Public Works

Project Information and Description		Prior Year Budget	Current Budget 2024-25	Future Budget Funding 2025-26	2026-27	2027-28	2028-29	2029-30
40-P-20-0471 Citywide Mass Transit Studies								
40-B70247								
Mass Transit Studies								
Transit Half-Cent Surtax	$25,000	$25,000	$0	$0	$0	$0	$0	$0
Total Sources of Funding	$25,000	$25,000	$0	$0	$0	$0	$0	$0
Total Estimated Costs	$25,000							
Total Unfunded	$0							
Total Est. Annual Operating Impact	$0							

District: Citywide
Status: Adopted
Phase: Planning

Funding Status: Fully Funded
Actuals: $14,500
Encumbrances: $10,500

Project Information and Description		Prior Year Budget	Current Budget 2024-25	Future Budget Funding 2025-26	2026-27	2027-28	2028-29	2029-30
40-P-18-0192 Citywide Neighborhood Speed Reduction Signage								
40-B183615								
Installation of approximately 2,300 speed signs (25 MPH) Citywide which was approved by Miami Dade County January 8, 2018.								
Contribution from General Fund	$1,062,175	$1,062,175	$0	$0	$0	$0	$0	$0
Contribution from Special Revenue Fund	$4,417	$4,417	$0	$0	$0	$0	$0	$0
Total Sources of Funding	$1,066,592	$1,066,592	$0	$0	$0	$0	$0	$0
Total Estimated Costs	$1,306,000							
Total Unfunded	$239,408							
Total Est. Annual Operating Impact	$0							

District: Citywide
Status: Active
Phase: Final Completion

Funding Status: Partial
Actuals: $1,008,204
Encumbrances: $43,978

Project Information and Description		Prior Year Budget	Current Budget 2024-25	Future Budget Funding 2025-26	2026-27	2027-28	2028-29	2029-30
40-P-20-0437 Citywide Pavement Resurfacing								
40-B73102E								
Pavement resurfacing for locations citywide								

District: Citywide
Status: Active
Phase: Construction

Sources and Estimated Costs by Department

Resilience and Public Works

Project Information and Description		Prior Year Budget	Current Budget 2024-25	Future Budget Funding 2025-26	2026-27	2027-28	2028-29	2029-30
Contribution from Special Revenue Fund	$12,242	$12,242	$0	$0	$0	$0	$0	$0
Local Option Gas Tax	$4,468,691	$3,474,691	$994,000	$0	$0	$0	$0	$0
Transit Half-Cent Surtax	$91,660	$91,660	$0	$0	$0	$0	$0	$0
Transit Half-Cent Surtax	$2,518,427	$2,518,427	$0	$0	$0	$0	$0	$0
Total Sources of Funding	$7,091,020	$6,097,020	$994,000	$0	$0	$0	$0	$0
Total Estimated Costs	$6,092,020							
Total Unfunded	($999,000)							
Total Est. Annual Operating Impact	$0							

Funding Status: Fully Funded
Actuals: $4,559,893
Encumbrances: $253,002

40-P-20-0446 Citywide Repainting and Refurbishing Marker Signs
40-B30444

Citywide Repainting and refurbishing of marker signs

District: Citywide
Status: Active
Phase: Construction

Contribution from Special Revenue Fund	$100,000	$100,000	$0	$0	$0	$0	$0	$0
Total Sources of Funding	$100,000	$100,000	$0	$0	$0	$0	$0	$0
Total Estimated Costs	$100,000							
Total Unfunded	$0							
Total Est. Annual Operating Impact	$0							

Funding Status: Fully Funded
Actuals: $22,131
Encumbrances: $43,133

40-P-20-0438 Citywide Storm Sewer Repair Project
40-B30262

Repair and installation of the storm sewer infrastructure to alleviate flooding at critical areas

District: Citywide
Status: Active
Phase: Construction

Sources and Estimated Costs by Department

Resilience and Public Works

Project Information and Description		Prior Year Budget	Current Budget 2024-25	Future Budget Funding 2025-26	2026-27	2027-28	2028-29	2029-30
Contribution from General Fund	$1,517,000	$1,517,000	$0	$0	$0	$0	$0	$0
Contribution from Special Revenue Fund	$2,968	$2,968	$0	$0	$0	$0	$0	$0
Homeland Defense Bond Series 3	$233,792	$233,792	$0	$0	$0	$0	$0	$0
Miami-Dade County General Obligation Bond	$11,637	$11,637	$0	$0	$0	$0	$0	$0
Stormwater Utility Trust Fund	$1,378,798	$1,378,798	$0	$0	$0	$0	$0	$0
Stormwater Utility Trust Fund 2008	$16,670,886	$14,848,886	$1,822,000	$0	$0	$0	$0	$0
Street Bonds - Series 2018C	$10,938	$10,938	$0	$0	$0	$0	$0	$0
Transit Half-Cent Surtax	$2,404,336	$2,404,336	$0	$0	$0	$0	$0	$0
Total Sources of Funding	$22,230,356	$20,408,356	$1,822,000	$0	$0	$0	$0	$0
Total Estimated Costs	$20,321,356							
Total Unfunded	($1,909,000)							
Total Est. Annual Operating Impact	$0							

Funding Status: Fully Funded
Actuals: $19,834,844
Encumbrances: $69,881

40-P-21-0033 Citywide Stormwater Inlet Filters
40-B213800
Replacement of stormwater inlet filters citywide

District: Citywide
Status: Adopted
Phase: Planning

Stormwater Utility Trust Fund 2008	$270,000	$270,000	$0	$0	$0	$0	$0	$0
Total Sources of Funding	$270,000	$270,000	$0	$0	$0	$0	$0	$0
Total Estimated Costs	$270,000							
Total Unfunded	$0							
Total Est. Annual Operating Impact	$0							

Funding Status: Fully Funded
Actuals: $119,978
Encumbrances: $0

40-P-20-0322 Citywide Street Milling and Resurfacing - Local Option Gas Tax
40-B73102C
Street Milling and Resurfacing

District: Citywide
Status: Active
Phase: Annual Capital Refurbishme

Sources and Estimated Costs by Department

Resilience and Public Works

Project Information and Description		Prior Year Budget	Current Budget 2024-25	Future Budget Funding 2025-26	2026-27	2027-28	2028-29	2029-30
Local Option Gas Tax	$649,065	$649,065	$0	$0	$0	$0	$0	$0
Total Sources of Funding	$649,065	$649,065	$0	$0	$0	$0	$0	$0
Total Estimated Costs	$649,065							
Total Unfunded	$0							
Total Est. Annual Operating Impact	$0							

Funding Status: Partial
Actuals: $649,065
Encumbrances: $0

40-P-20-0472 Citywide Streets Milling and Resurfacing
40-B73102A

District: Citywide
Status: Adopted
Phase: Planning

Streets milling and resurfacing construction of high priority drainage, median, and right of way beautification projects

Transit Half-Cent Surtax	$269,953	$269,953	$0	$0	$0	$0	$0	$0
Total Sources of Funding	$269,953	$269,953	$0	$0	$0	$0	$0	$0
Total Estimated Costs	$269,953							
Total Unfunded	$0							
Total Est. Annual Operating Impact	$0							

Funding Status: Fully Funded
Actuals: $269,953
Encumbrances: $0

40-P-20-0310 Citywide Streets Milling and Resurfacing - CIP Parking Surcharge
40-B73102B

District: Citywide
Status: Active
Phase: Annual Capital Refurbishme

Street Milling and Resurfacing

Parking Surcharge	$8,668,563	$3,848,563	$4,820,000	$0	$0	$0	$0	$0
Total Sources of Funding	$8,668,563	$3,848,563	$4,820,000	$0	$0	$0	$0	$0
Total Estimated Costs	$3,930,553							
Total Unfunded	($4,738,010)							
Total Est. Annual Operating Impact	$0							

Funding Status: Fully Funded
Actuals: $175,082
Encumbrances: $1,680,162

40-P-20-0456 Citywide Tree Planting
40-B183600

District: Citywide
Status: Adopted
Phase: Planning

Purchase and installation of trees at locations citywide

Sources and Estimated Costs by Department

Resilience and Public Works

Project Information and Description		Prior Year Budget	Current Budget 2024-25	Future Budget Funding 2025-26	2026-27	2027-28	2028-29	2029-30
Contribution from Special Revenue Fund	$7,735,000	$5,429,000	$2,306,000	$0	$0	$0	$0	$0
Miami-Dade County	$20,282	$20,282	$0	$0	$0	$0	$0	$0
Total Sources of Funding	$7,755,282	$5,449,282	$2,306,000	$0	$0	$0	$0	$0
Total Estimated Costs	$4,949,282							
Total Unfunded	($2,806,000)							
Total Est. Annual Operating Impact	$0							

Funding Status: Fully Funded
Actuals: $2,942,169
Encumbrances: $1,974,704

40-P-23-0081 Clemente Park Neighborhood Flood Improvements - Miami Ave. to NW 2nd Ave. and NW 30 St. to 36 St. (D-5)
40-B233817

District: 5
Status: Active
Phase: A/E Selection

The project will consist of drainage including new and upsized stormwater inlets and pipes, exfiltration trenches, a new gravity drainage well, roadway improvements including curb and gutter, ADA ramps, and pavement markings.

Florida Department of Environmental Protection	$7,367,365	$7,367,365	$0	$0	$0	$0	$0	$0
Miami Forever Bond	$3,789,000	$3,789,000	$0	$0	$0	$0	$0	$0
Total Sources of Funding	$11,156,365	$11,156,365	$0	$0	$0	$0	$0	$0
Total Estimated Costs	$14,734,729							
Total Unfunded	$3,578,364							
Total Est. Annual Operating Impact	$0							

Funding Status: Partial
Actuals: $17,334
Encumbrances: $0

40-P-00-0030 Coconut Grove Business Improvement District - Street Improvements
40-B30687

District: 2
Status: Active
Phase: Administrative Close-Out

B-30687, Replacement of Brick Pavers in the Coconut Grove Business District - SD2 S-30687.02 - Florida Ave between Mary Street and Virginia Street S-30687.03 - Virginia and Mary St between Grand Ave and Florida AveS-30687.04 - Commodore Plaza between M

Sources and Estimated Costs by Department

Resilience and Public Works

Project Information and Description		Prior Year Budget	Current Budget 2024-25	Future Budget Funding 2025-26	2026-27	2027-28	2028-29	2029-30
Coconut Grove Business Improvement District	$500,000	$500,000	$0	$0	$0	$0	$0	$0
Contribution from Special Revenue Fund	$53,326	$53,326	$0	$0	$0	$0	$0	$0
Homeland Defense Bond Series 3	$149,264	$149,264	$0	$0	$0	$0	$0	$0
Local Option Gas Tax	$14,968	$14,968	$0	$0	$0	$0	$0	$0
Miami-Dade County Transportation Surtax and Gas Tax	$1,529,000	$1,529,000	$0	$0	$0	$0	$0	$0
Parking Surcharge	$1,650,000	$1,650,000	$0	$0	$0	$0	$0	$0
Street Bonds - Series 2007	$1,306,471	$1,306,471	$0	$0	$0	$0	$0	$0
Street Bonds - Series 2009	$1,775,722	$1,775,722	$0	$0	$0	$0	$0	$0
Street Bonds - Series 2018C	$12,760	$12,760	$0	$0	$0	$0	$0	$0
Total Sources of Funding	$6,991,511	$6,991,511	$0	$0	$0	$0	$0	$0
Total Estimated Costs	$6,938,185							
Total Unfunded	($53,326)							
Total Est. Annual Operating Impact	$8,000							

Funding Status: Fully Funded
Actuals: $6,641,207
Encumbrances: $117,375

40-P-20-0700 Construct Water Taxi Dock at Brickell Key

District: 2
Status: Future Consideration
Phase: Planning

Construction of a 50 ft floating dock to support water taxi service at Brickell Key.

No Funding Allocated	$0	$0	$0	$0	$0	$0	$0	$0
Total Sources of Funding	$0	$0	$0	$0	$0	$0	$0	$0
Total Estimated Costs	$83,000							
Total Unfunded	$83,000							
Total Est. Annual Operating Impact	$0							

Funding Status: Unfunded
Actuals: $0
Encumbrances: $0

40-P-23-0069 Coral Gate Parking Improvements at 32nd Avenue and 16th Street
40-B233605

District: 4
Status: Adopted
Phase: Planning

Coral Gate Parking Improvements at 32nd Avenue and 16th Street

Sources and Estimated Costs by Department

Resilience and Public Works

Project Information and Description		Prior Year Budget	Current Budget 2024-25	Future Budget Funding 2025-26	2026-27	2027-28	2028-29	2029-30
Miami Parking Authority	$601,721	$601,721	$0	$0	$0	$0	$0	$0
Total Sources of Funding	$601,721	$601,721	$0	$0	$0	$0	$0	$0
Total Estimated Costs	$601,721							
Total Unfunded	$0							
Total Est. Annual Operating Impact	$0							

Funding Status: Fully Funded
Actuals: $494,285
Encumbrances: $2,436

40-P-20-0491 Coral Gate Wall Installation - SW 33 Avenue
40-B50417

District: 4
Status: Adopted
Phase: Administrative Close-Out

Installation of 10 foot gray concrete wall system parallel to existing road closure located on SW 33 AVE from SW 21 ST to SW 22 ST

Contribution from General Fund	$39,356	$39,356	$0	$0	$0	$0	$0	$0
Total Sources of Funding	$39,356	$39,356	$0	$0	$0	$0	$0	$0
Total Estimated Costs	$164,200							
Total Unfunded	$124,844							
Total Est. Annual Operating Impact	$0							

Funding Status: Partial
Actuals: $26,907
Encumbrances: $12,449

40-P-20-0439 Coral Gate Wall Maintenance
40-B183602

District: 4
Status: Active
Phase: Planning

Repairs to the Coral Gate Wall as needed

Contribution from General Fund	$95,000	$95,000	$0	$0	$0	$0	$0	$0
Total Sources of Funding	$95,000	$95,000	$0	$0	$0	$0	$0	$0
Total Estimated Costs	$95,000							
Total Unfunded	$0							
Total Est. Annual Operating Impact	$0							

Funding Status: Fully Funded
Actuals: $4,734
Encumbrances: $0

40-P-19-0216 Coral Nook Circle
40-B193601

District: 3
Status: Active
Phase: Administrative Close-Out

Roadway reconstruction and narrowing at Coral Nook Circle including drainage, curbing, ADA compliance, striping, landscaping ,signage and related improvements

Sources and Estimated Costs by Department

Resilience and Public Works

Project Information and Description		Prior Year Budget	Current Budget 2024-25	Future Budget Funding 2025-26	2026-27	2027-28	2028-29	2029-30
Contribution from General Fund	$29,638	$29,638	$0	$0	$0	$0	$0	$0
Contribution from General Fund-SSL	$100,000	$100,000	$0	$0	$0	$0	$0	$0
Contribution from Special Revenue Fund	$560,000	$560,000	$0	$0	$0	$0	$0	$0
Miami-Dade County General Obligation Bond	$577,811	$577,811	$0	$0	$0	$0	$0	$0
Transit Half-Cent Surtax	$37,000	$37,000	$0	$0	$0	$0	$0	$0
Total Sources of Funding	$1,304,449	$1,304,449	$0	$0	$0	$0	$0	$0
Total Estimated Costs	$1,307,811							
Total Unfunded	$3,362							
Total Est. Annual Operating Impact	$0							

Funding Status: Partial
Actuals: $1,273,373
Encumbrances: $0

40-P-23-0091 Cuban Memorial Blvd. Lighting
40-B243601
Cuban Memorial Blvd. Lighting

District: 3
Status: Adopted
Phase: Planning

Contribution from General Fund	$267,000	$267,000	$0	$0	$0	$0	$0	$0
Contribution from Special Revenue Fund	$21,528	$21,528	$0	$0	$0	$0	$0	$0
Total Sources of Funding	$288,528	$288,528	$0	$0	$0	$0	$0	$0
Total Estimated Costs	$288,528							
Total Unfunded	$0							
Total Est. Annual Operating Impact	$0							

Funding Status: Fully Funded
Actuals: $0
Encumbrances: $275,571

40-P-20-0315 D2 Roadway Project
40-B193612
Citywide pavement resurfacing to address needed roadway improvements throughout the City

District: 2
Status: Active
Phase: Planning

Sources and Estimated Costs by Department

Resilience and Public Works

Project Information and Description		Prior Year Budget	Current Budget 2024-25	Future Budget Funding 2025-26	2026-27	2027-28	2028-29	2029-30
Contribution from General Fund	$611,834	$611,834	$0	$0	$0	$0	$0	$0
Contribution from Special Revenue Fund	$1,074	$1,074	$0	$0	$0	$0	$0	$0
Local Option Gas Tax	$2,666	$2,666	$0	$0	$0	$0	$0	$0
Parking Surcharge	$14,971	$14,971	$0	$0	$0	$0	$0	$0
Stormwater Utility Trust Fund 2008	$183,805	$183,805	$0	$0	$0	$0	$0	$0
Transit Half-Cent Surtax	$25,978	$25,978	$0	$0	$0	$0	$0	$0
Total Sources of Funding	$840,328	$840,328	$0	$0	$0	$0	$0	$0
Total Estimated Costs	$840,328							
Total Unfunded	$0							
Total Est. Annual Operating Impact	$0							

Funding Status: Fully Funded
Actuals: $529,559
Encumbrances: $24,589

40-P-20-0314 District 1 Roadway Project
40-B193611

District: 1
Status: Active
Phase: Annual Capital Refurbishme

Citywide pavement resurfacing to address needed roadway improvements throughout the City

Contribution from General Fund	$69,376	$69,376	$0	$0	$0	$0	$0	$0
Total Sources of Funding	$69,376	$69,376	$0	$0	$0	$0	$0	$0
Total Estimated Costs	$500,000							
Total Unfunded	$430,624							
Total Est. Annual Operating Impact	$0							

Funding Status: Partial
Actuals: $0
Encumbrances: $69,376

40-P-20-0318 District 1Parks, Streets, and Lighting Improvements
40-B40711

District: 1
Status: Active
Phase: Annual Capital Refurbishme

Parks, Streets, and Lighting Improvements

Sources and Estimated Costs by Department

Resilience and Public Works

Project Information and Description		Prior Year Budget	Current Budget 2024-25	Future Budget Funding 2025-26	2026-27	2027-28	2028-29	2029-30
Contribution from General Fund	$3,681,567	$3,681,567	$0	$0	$0	$0	$0	$0
Total Sources of Funding	$3,681,567	$3,681,567	$0	$0	$0	$0	$0	$0
Total Estimated Costs	$3,891,567							
Total Unfunded	$210,000							
Total Est. Annual Operating Impact	$0							

Funding Status: Partial
Actuals: $0
Encumbrances: $0

40-P-00-0248 District 2 - Increase Downtown Lighting
40-B17361
Lighting beautification within the Downtown neighborhood

District: 2
Status: Active
Phase: Administrative Close-Out

Parking Surcharge	$200,000	$200,000	$0	$0	$0	$0	$0	$0
Transit Half-Cent Surtax	$18,421	$18,421	$0	$0	$0	$0	$0	$0
Total Sources of Funding	$218,421	$218,421	$0	$0	$0	$0	$0	$0
Total Estimated Costs	$235,000							
Total Unfunded	$16,579							
Total Est. Annual Operating Impact	$0							

Funding Status: Partial
Actuals: $195,828
Encumbrances: $22,593

40-P-20-0309 District 2 Park, Street, and Lighting Improvements
40-B40712
Parks, Streets, and Lighting Improvements

District: 2
Status: Active
Phase: Annual Capital Refurbishme

Contribution from General Fund	$3,099,057	$3,099,057	$0	$0	$0	$0	$0	$0
Total Sources of Funding	$3,099,057	$3,099,057	$0	$0	$0	$0	$0	$0
Total Estimated Costs	$3,099,057							
Total Unfunded	$0							
Total Est. Annual Operating Impact	$0							

Funding Status: Fully Funded
Actuals: $431,103
Encumbrances: $0

Sources and Estimated Costs by Department

Resilience and Public Works

Project Information and Description		Prior Year Budget	Current Budget 2024-25	Future Budget Funding 2025-26	2026-27	2027-28	2028-29	2029-30
40-P-24-0005	District 3 Traffic Calming Studies and Improvements							
40-B243605								
District 3 Traffic Calming Studies and Improvements.								
Transit Half-Cent Surtax	$1,656,600	$1,656,600	$0	$0	$0	$0	$0	$0
Total Sources of Funding	$1,656,600	$1,656,600	$0	$0	$0	$0	$0	$0
Total Estimated Costs	$1,656,600							
Total Unfunded	$0							
Total Est. Annual Operating Impact	$0							

District: 3
Status: Adopted
Phase: Planning

Funding Status: Fully Funded
Actuals: $0
Encumbrances: $0

40-P-20-0464	District 4 Miscellaneous Pavement Improvement							
40-B203607								
Pavement resurfacing for locations I District 4								
Contribution from General Fund	$299,517	$299,517	$0	$0	$0	$0	$0	$0
Contribution from General Fund-SSL	$8,355	$8,355	$0	$0	$0	$0	$0	$0
Total Sources of Funding	$307,872	$307,872	$0	$0	$0	$0	$0	$0
Total Estimated Costs	$307,872							
Total Unfunded	$0							
Total Est. Annual Operating Impact	$0							

District: 4
Status: Adopted
Phase: Planning

Funding Status: Partial
Actuals: $307,872
Encumbrances: $0

40-P-20-0311	District 4 Parks, Streets, and Lighting Improvements							
40-B40714								
Parks, Streets, and Lighting Improvements								

District: 4
Status: Active
Phase: Annual Capital Refurbishme

Sources and Estimated Costs by Department

Resilience and Public Works

Project Information and Description		Prior Year Budget	Current Budget 2024-25	Future Budget Funding 2025-26	2026-27	2027-28	2028-29	2029-30
Contribution from General Fund	$3,395,565	$3,395,565	$0	$0	$0	$0	$0	$0
Stormwater Utility Trust Fund 2008	$17,741	$17,741	$0	$0	$0	$0	$0	$0
Transit Half-Cent Surtax	$2,977	$2,977	$0	$0	$0	$0	$0	$0
Transit Half-Cent Surtax	$22,171	$22,171	$0	$0	$0	$0	$0	$0
Total Sources of Funding	$3,438,454	$3,438,454	$0	$0	$0	$0	$0	$0
Total Estimated Costs	$3,438,454							
Total Unfunded	$0							
Total Est. Annual Operating Impact	$0							

Funding Status: Fully Funded
Actuals: $1,324,947
Encumbrances: $879,559

40-P-20-0316 District 4 Roadway Project
40-B193614

District: 4
Status: Active
Phase: Annual Capital Refurbishme

Citywide pavement resurfacing to address needed roadway improvements throughout the City

Contribution from Special Revenue Fund	$32,061	$32,061	$0	$0	$0	$0	$0	$0
Total Sources of Funding	$32,061	$32,061	$0	$0	$0	$0	$0	$0
Total Estimated Costs	$500,000							
Total Unfunded	$467,939							
Total Est. Annual Operating Impact	$0							

Funding Status: Partial
Actuals: $0
Encumbrances: $0

40-P-20-0269 District 4 Traffic Calming
40-B203608

District: 4
Status: Active
Phase: Construction

Design and Construction of Traffic Calming Devices in 19 locations

Sources and Estimated Costs by Department

Resilience and Public Works

Project Information and Description		Prior Year Budget	Current Budget 2024-25	Future Budget Funding 2025-26	2026-27	2027-28	2028-29	2029-30
Contribution from General Fund	$447,554	$447,554	$0	$0	$0	$0	$0	$0
Contribution from General Fund-SSL	$159,000	$159,000	$0	$0	$0	$0	$0	$0
Contribution from Special Revenue Fund	$54,219	$54,219	$0	$0	$0	$0	$0	$0
Parking Surcharge	$25,484	$25,484	$0	$0	$0	$0	$0	$0
Street Bonds - Series 2018C	$6,684	$6,684	$0	$0	$0	$0	$0	$0
Total Sources of Funding	$692,940	$692,940	$0	$0	$0	$0	$0	$0
Total Estimated Costs	$692,940							
Total Unfunded	$0							
Total Est. Annual Operating Impact	$0							

Funding Status: Fully Funded
Actuals: $546,063
Encumbrances: $146,170

40-P-23-0070 District 4 Traffic Calming - Phase II

40-B233607

Roadway improvements include, roadway milling and resurfacing, striping, signage, swale restoration, tree planting, damaged sidewalk, driveway, curb and gutter replacement.

District: 4
Status: Active
Phase: Construction

Parking Surcharge	$400,000	$400,000	$0	$0	$0	$0	$0	$0
Transit Half-Cent Surtax	$628,200	$628,200	$0	$0	$0	$0	$0	$0
Total Sources of Funding	$1,028,200	$1,028,200	$0	$0	$0	$0	$0	$0
Total Estimated Costs	$1,028,200							
Total Unfunded	$0							
Total Est. Annual Operating Impact	$0							

Funding Status: Fully Funded
Actuals: $73,614
Encumbrances: $246,904

40-P-17-0257 District 5 Neighborhood Signage and Wayfinding

40-B17364

Neighborhood Signage and Wayfinding within District 5

District: 5
Status: Active
Phase: Construction

Sources and Estimated Costs by Department

Resilience and Public Works

Project Information and Description		Prior Year Budget	Current Budget 2024-25	Future Budget Funding 2025-26	2026-27	2027-28	2028-29	2029-30
Contribution from General Fund	$201,953	$201,953	$0	$0	$0	$0	$0	$0
Local Option Gas Tax	$13,000	$13,000	$0	$0	$0	$0	$0	$0
Transit Half-Cent Surtax	$9,282	$9,282	$0	$0	$0	$0	$0	$0
Total Sources of Funding	$224,235	$224,235	$0	$0	$0	$0	$0	$0
Total Estimated Costs	$224,235							
Total Unfunded	$0							
Total Est. Annual Operating Impact	$0							

Funding Status: Partial
Actuals: $221,324
Encumbrances: $1,839

40-P-20-0320 District 5 Park, Street, and Lighting Improvement
40-B40715

Parks, Streets, and Lighting Improvements

District: 5
Status: Active
Phase: Annual Capital Refurbishme

Contribution from General Fund	$2,120,466	$2,120,466	$0	$0	$0	$0	$0	$0
Total Sources of Funding	$2,120,466	$2,120,466	$0	$0	$0	$0	$0	$0
Total Estimated Costs	$2,420,466							
Total Unfunded	$300,000							
Total Est. Annual Operating Impact	$0							

Funding Status: Partial
Actuals: $0
Encumbrances: $0

40-P-17-0159 District 5 Shorecrest Drainage Improvements
40-B17365

The Scope of Work involves road reconstruction including elevation correction, drainage improvements, new sidewalks, ADA compliant ramps, replacement of curb and gutter, driveway approaches, swale restoration, pavement markings and striping, roadway signa

District: 5
Status: Active
Phase: Design

Parking Surcharge	$1,260,000	$1,260,000	$0	$0	$0	$0	$0	$0
Transit Half-Cent Surtax	$500,000	$500,000	$0	$0	$0	$0	$0	$0
Total Sources of Funding	$1,760,000	$1,760,000	$0	$0	$0	$0	$0	$0
Total Estimated Costs	$1,760,000							
Total Unfunded	$0							
Total Est. Annual Operating Impact	$0							

Funding Status: Fully Funded
Actuals: $1,026,721
Encumbrances: $731,780

Sources and Estimated Costs by Department

Resilience and Public Works

Project Information and Description		Prior Year Budget	Current Budget 2024-25	Future Budget Funding 2025-26	2026-27	2027-28	2028-29	2029-30
40-P-24-0028 District 5 Traffic Calming 40-B243610 *District 5 Traffic Calming*						**District:** 5 **Status:** Adopted **Phase:** Planning		
Contribution from General Fund	$50,000	$50,000	$0	$0	$0	$0	$0	$0
Total Sources of Funding	$50,000	$50,000	$0	$0	$0	$0	$0	$0
Total Estimated Costs	$50,000							
Total Unfunded	$0					**Funding Status:** Fully Funded *Actuals:* $0		
Total Est. Annual Operating Impact	$0					*Encumbrances:* $0		
40-P-20-0306 District 5 Tree Funded Project 40-B30615T *Purchase of trees and other landscaping within District*						**District:** 5 **Status:** Active **Phase:** Annual Capital Refurbishme		
Citywide Landscape	$171,525	$171,525	$0	$0	$0	$0	$0	$0
Total Sources of Funding	$171,525	$171,525	$0	$0	$0	$0	$0	$0
Total Estimated Costs	$184,025							
Total Unfunded	$12,500					**Funding Status:** Partial *Actuals:* $12,830		
Total Est. Annual Operating Impact	$0					*Encumbrances:* $158,638		
40-P-00-0121 Dorsey Park Neighborhood Roadway Improvements 40-B50907 *NE Overtown roadway improvements. Milling and resurfacing, replacement of damaged curb and gutter, replacement of damaged sidewalk, miscellaneoous drainage, ADA ramps and signing and pavement markings.*						**District:** 5 **Status:** Active **Phase:** Administrative Close-Out		

Sources and Estimated Costs by Department

Resilience and Public Works

Project Information and Description		Prior Year Budget	Current Budget 2024-25	Future Budget Funding 2025-26	2026-27	2027-28	2028-29	2029-30
Local Option Gas Tax	$208,321	$208,321	$0	$0	$0	$0	$0	$0
Street Bonds - Series 2009	$180,935	$180,935	$0	$0	$0	$0	$0	$0
Street Bonds - Series 2018C	$472,911	$472,911	$0	$0	$0	$0	$0	$0
Transit Half-Cent Surtax	$309,287	$309,287	$0	$0	$0	$0	$0	$0
Total Sources of Funding	$1,171,454	$1,171,454	$0	$0	$0	$0	$0	$0
Total Estimated Costs	$1,175,270							
Total Unfunded	$3,816							
Total Est. Annual Operating Impact	$0							

Funding Status: Partial
Actuals: $1,016,336
Encumbrances: $138,511

40-P-00-0046 Downtown Miami Signage and Wayfinding System

40-B30941

District: Citywide
Status: Active
Phase: Final Completion

Project developed based on the DDA Signage and Wayfinding study. Through a FDOT Transportation Enhancement Grant, the City will finalize the design and install the wayfinding signs throughout the DDA area.

Contribution from Special Revenue Fund	$4,421	$4,421	$0	$0	$0	$0	$0	$0
Downtown Development Authority	$500,000	$500,000	$0	$0	$0	$0	$0	$0
Downtown Developmental Regional Impact (DDRI)	$304,876	$304,876	$0	$0	$0	$0	$0	$0
Florida Department of Transportation	$1,000,000	$1,000,000	$0	$0	$0	$0	$0	$0
Parking Surcharge	$578,597	$578,597	$0	$0	$0	$0	$0	$0
Total Sources of Funding	$2,387,893	$2,387,893	$0	$0	$0	$0	$0	$0
Total Estimated Costs	$2,406,808							
Total Unfunded	$18,915							
Total Est. Annual Operating Impact	$0							

Funding Status: Partial
Actuals: $1,558,611
Encumbrances: $566,541

40-P-20-0264 Drainage Improvements at NE 10 Avenue South of NE 79 Street

40-B203609

District: 5
Status: Active
Phase: Dry-Run/Permit

Road reconstruction, drainage improvements, new sidewalks, ADA compliant ramps, new curb and gutter, new valley gutter, driveway approaches, swale restoration, pavement markings and signage at NE 10 Ave. South of NE 79 St

Sources and Estimated Costs by Department

Resilience and Public Works

Project Information and Description		Prior Year Budget	Current Budget 2024-25	Future Budget Funding 2025-26	2026-27	2027-28	2028-29	2029-30
Miami-Dade County General Obligation Bond	$350,000	$350,000	$0	$0	$0	$0	$0	$0
Parking Surcharge	$240,000	$240,000	$0	$0	$0	$0	$0	$0
Total Sources of Funding	$590,000	$590,000	$0	$0	$0	$0	$0	$0
Total Estimated Costs	$590,000							
Total Unfunded	$0							
Total Est. Annual Operating Impact	$0							

Funding Status: Fully Funded
Actuals: $156,204
Encumbrances: $46,378

40-P-20-0600 Drainage Infrastructure

District: Citywide
Status: Future Consideration
Phase: Planning

Drainage Infrastructure

No Funding Allocated	$0	$0	$0	$0	$0	$0	$0	$0
Total Sources of Funding	$0	$0	$0	$0	$0	$0	$0	$0
Total Estimated Costs	$200,000,000							
Total Unfunded	$200,000,000							
Total Est. Annual Operating Impact	$0							

Funding Status: Unfunded
Actuals: $0
Encumbrances: $0

40-P-23-0084 E & W Glencoe Street, S Bayshore Ct Flood Improvements
40-B233823

District: 2
Status: Adopted
Phase: Planning

E & W Glencoe Street, S Bayshore Ct Flood Improvements

Miami Forever Bond	$1,100,000	$1,100,000	$0	$0	$0	$0	$0	$0
Total Sources of Funding	$1,100,000	$1,100,000	$0	$0	$0	$0	$0	$0
Total Estimated Costs	$1,100,000							
Total Unfunded	$0							
Total Est. Annual Operating Impact	$0							

Funding Status: Fully Funded
Actuals: $0
Encumbrances: $0

Sources and Estimated Costs by Department

Resilience and Public Works

Project Information and Description		Prior Year Budget	Current Budget 2024-25	Future Budget Funding 2025-26	2026-27	2027-28	2028-29	2029-30
40-P-22-0039 East Flagami Flood Mitigation (Pump Station)								
40-B223801								
Flooding and right-of-way improvements including new and upsized stormwater inlets and pipes, exfiltration trenches, and a new stormwater pump station with injection wells.								
Florida Department of Environmental Protection	$3,000,000	$3,000,000	$0	$0	$0	$0	$0	$0
Florida Department of Environmental Protection	$14,438,495	$14,438,495	$0	$0	$0	$0	$0	$0
Miami Forever Bond	$15,000,000	$15,000,000	$0	$0	$0	$0	$0	$0
Total Sources of Funding	$32,438,495	$32,438,495	$0	$0	$0	$0	$0	$0
Total Estimated Costs	$32,438,495							
Total Unfunded	$0							
Total Est. Annual Operating Impact	$0							

District: 4
Status: Active
Phase: Planning

Funding Status: Fully Funded
Actuals: $940,785
Encumbrances: $1,242,353

40-P-23-0071 East Little Havana Flood Improvements - W 12 Ave to W 17 Ave, NW 2 St to SW 6 St (Pump Station)								
40-B233804								
Flooding and right-of-way improvements including new and upsized stormwater inlets and pipes, exfiltration trenches, gravity drainage wells, injection wells, and a new stormwater pump station with an outfall to the Miami River.								
CDBG Mitigation Program - DEO	$18,447,439	$18,447,439	$0	$0	$0	$0	$0	$0
Miami Forever Bond	$8,132,000	$8,132,000	$0	$0	$0	$0	$0	$0
Total Sources of Funding	$26,579,439	$26,579,439	$0	$0	$0	$0	$0	$0
Total Estimated Costs	$37,069,877							
Total Unfunded	$10,490,438							
Total Est. Annual Operating Impact	$0							

District: 3
Status: Active
Phase: Planning

Funding Status: Partial
Actuals: $11,347
Encumbrances: $340,684

40-P-23-0075 Edgewater Flood Improvements Phase I - NE 4 Ave to Biscayne Bay, NE 22 St to NE 24 St (Pump Station)								
40-B233805								
Flooding and right-of-way improvements including new and upsized stormwater inlets and pipes, lining of existing outfall pipes, and a new stormwater pump station with injection wells.								

District: 2
Status: Active
Phase: Design

Sources and Estimated Costs by Department

Resilience and Public Works

Project Information and Description		Prior Year Budget	Current Budget 2024-25	Future Budget Funding 2025-26	2026-27	2027-28	2028-29	2029-30
Florida Department of Environmental Protection	$8,555,988	$8,555,988	$0	$0	$0	$0	$0	$0
Miami Forever Bond	$8,556,000	$8,556,000	$0	$0	$0	$0	$0	$0
Total Sources of Funding	$17,111,988	$17,111,988	$0	$0	$0	$0	$0	$0
Total Estimated Costs	$17,111,988							
Total Unfunded	$0							
Total Est. Annual Operating Impact	$0							

Funding Status: Fully Funded
Actuals: $139,670
Encumbrances: $797,304

40-P-20-0440 Electronic Right-of-Way Permit Processing
40-B30448

Electronic Permit Processing for Right-of Way Road Closure Permits and Inspection

District: Citywide
Status: Active
Phase: Planning

Contribution from Special Revenue Fund	$840,000	$840,000	$0	$0	$0	$0	$0	$0
Total Sources of Funding	$840,000	$840,000	$0	$0	$0	$0	$0	$0
Total Estimated Costs	$900,000							
Total Unfunded	$60,000							
Total Est. Annual Operating Impact	$0							

Funding Status: Partial
Actuals: $410,043
Encumbrances: $0

40-P-00-0001 Englewood Road and Storm Sewer Improvements - Phase IV
40-B30011

Preparation of a General Development (Pre-Design) Report which will evaluate the existing road and drainage conditions, develop alternative improvements and cost estimates, and recommend a preferred alternative. S-30011-01 - Curb & gutter driveway appro

District: 4
Status: Active
Phase: Final Completion

Sources and Estimated Costs by Department

Resilience and Public Works

Project Information and Description		Prior Year Budget	Current Budget 2024-25	Future Budget Funding 2025-26	2026-27	2027-28	2028-29	2029-30
Contribution from General Fund-SSL	$28,834	$28,834	$0	$0	$0	$0	$0	$0
Miami-Dade County	$681,000	$681,000	$0	$0	$0	$0	$0	$0
Miami-Dade County General Obligation Bond	$2,508,729	$2,508,729	$0	$0	$0	$0	$0	$0
Stormwater Utility Trust Fund 2008	$273,961	$273,961	$0	$0	$0	$0	$0	$0
Street Bonds - Series 2007	$1,640,268	$1,640,268	$0	$0	$0	$0	$0	$0
Transit Half-Cent Surtax	$621,609	$621,609	$0	$0	$0	$0	$0	$0
Total Sources of Funding	$5,754,401	$5,754,401	$0	$0	$0	$0	$0	$0
Total Estimated Costs	$5,754,401							
Total Unfunded	$0							
Total Est. Annual Operating Impact	$0							

Funding Status: Fully Funded
Actuals: $5,754,378
Encumbrances: $0

40-P-20-0468 FDEP Drainage Wells Compliance
40-B30700

District: Citywide
Status: Adopted
Phase: Planning

Preparation of design-build criteria package and permit requirements for auger well abandonment Citywide

Contribution from General Fund	$150,000	$150,000	$0	$0	$0	$0	$0	$0
Local Option Gas Tax	$500,000	$500,000	$0	$0	$0	$0	$0	$0
Stormwater Utility Trust Fund 2008	$904,934	$904,934	$0	$0	$0	$0	$0	$0
Total Sources of Funding	$1,554,934	$1,554,934	$0	$0	$0	$0	$0	$0
Total Estimated Costs	$1,554,934							
Total Unfunded	$0							
Total Est. Annual Operating Impact	$0							

Funding Status: Fully Funded
Actuals: $1,477,616
Encumbrances: $57,988

40-P-18-0172 First Presbyterian Church - Baywalk - Phase I and Phase II
40-B183401

District: 2
Status: Active
Phase: Final Completion

The scope of work includes 250 linear feet of new seawall, addition of rip rap, shoreline stabilization, drainage, Miami 21 compliant baywalk inclusive of pedestrian lighting, seating benches, receptacles and landscape, providing connectivity to the exis

Sources and Estimated Costs by Department

Resilience and Public Works

Project Information and Description		Prior Year Budget	Current Budget 2024-25	Future Budget Funding 2025-26	2026-27	2027-28	2028-29	2029-30
Contribution from General Fund	$1,437,455	$1,437,455	$0	$0	$0	$0	$0	$0
Florida Inland Navigation District	$725,484	$725,484	$0	$0	$0	$0	$0	$0
Total Sources of Funding	$2,162,939	$2,162,939	$0	$0	$0	$0	$0	$0
Total Estimated Costs	$2,161,205							
Total Unfunded	($1,734)							
Total Est. Annual Operating Impact	$0							

Funding Status: Fully Funded
Actuals: $2,024,686
Encumbrances: $12,318

40-P-20-0489 Flagami Area Milling and Resurfacing
40-B17368
Area wide project

District: 4
Status: Adopted
Phase: Planning

Transit Half-Cent Surtax	$500,000	$500,000	$0	$0	$0	$0	$0	$0
Total Sources of Funding	$500,000	$500,000	$0	$0	$0	$0	$0	$0
Total Estimated Costs	$500,000							
Total Unfunded	$0							
Total Est. Annual Operating Impact	$0							

Funding Status: Fully Funded
Actuals: $500,000
Encumbrances: $0

40-P-20-0458 Flagami Trolley Signage
40-B183991
Purchase and installation of trolley signs for the Flagami route

District: 4
Status: Adopted
Phase: Planning

Transit Half-Cent Surtax	$220,156	$220,156	$0	$0	$0	$0	$0	$0
Total Sources of Funding	$220,156	$220,156	$0	$0	$0	$0	$0	$0
Total Estimated Costs	$220,156							
Total Unfunded	$0							
Total Est. Annual Operating Impact	$0							

Funding Status: Fully Funded
Actuals: $92,687
Encumbrances: $0

Sources and Estimated Costs by Department

Resilience and Public Works

Project Information and Description		Prior Year Budget	Current Budget 2024-25	Future Budget Funding 2025-26	2026-27	2027-28	2028-29	2029-30
40-P-00-0017 Flagler Street Beautification								
40-B30606								
All streets will be milled and resurfaced; All cracked/ broken curb and gutter & all sidewalk will be replaced; Cracked/ broken drainage pipes will be re-lined and repaired; New ADA ramps (all intersections), decorative crosswalks, new signing & pav. mark								
Downtown Development Authority	$1,000,000	$1,000,000	$0	$0	$0	$0	$0	$0
Downtown Developmental Regional Impact (DDRI)	$1,540,250	$1,540,250	$0	$0	$0	$0	$0	$0
Local Option Gas Tax	$53,936	$53,936	$0	$0	$0	$0	$0	$0
Miami-Dade County	$4,170,000	$4,170,000	$0	$0	$0	$0	$0	$0
Miami-Dade County General Obligation Bond	$6,000,000	$6,000,000	$0	$0	$0	$0	$0	$0
Parking Surcharge	$6,390,956	$6,390,956	$0	$0	$0	$0	$0	$0
Special Assessment District - Flagler Street	$898,401	$898,401	$0	$0	$0	$0	$0	$0
Street Bonds - Series 2007	$233,798	$233,798	$0	$0	$0	$0	$0	$0
Street Bonds - Series 2009	$5,886,303	$5,886,303	$0	$0	$0	$0	$0	$0
Street Bonds - Series 2018C	$2,792,521	$2,792,521	$0	$0	$0	$0	$0	$0
Transit Half-Cent Surtax	$50,000	$50,000	$0	$0	$0	$0	$0	$0
Transit Half-Cent Surtax	$2,824,823	$2,824,823	$0	$0	$0	$0	$0	$0
Total Sources of Funding	$31,840,986	$31,840,986	$0	$0	$0	$0	$0	$0
Total Estimated Costs	$30,567,631							
Total Unfunded	($1,273,355)							
Total Est. Annual Operating Impact	$0							

District: Citywide
Status: Active
Phase: Construction

Funding Status: Fully Funded
Actuals: $26,654,530
Encumbrances: $141,884

40-P-24-0002 Fuller Street Improvements								
40-B243603								
Roadway Improvements								
Transit Half-Cent Surtax	$400,000	$400,000	$0	$0	$0	$0	$0	$0
Total Sources of Funding	$400,000	$400,000	$0	$0	$0	$0	$0	$0
Total Estimated Costs	$400,000							
Total Unfunded	$0							
Total Est. Annual Operating Impact	$0							

District: 2
Status: Active
Phase: Planning

Funding Status: Fully Funded
Actuals: $0
Encumbrances: $0

Sources and Estimated Costs by Department

Resilience and Public Works

Project Information and Description		Prior Year Budget	Current Budget 2024-25	Future Budget Funding 2025-26	2026-27	2027-28	2028-29	2029-30
40-P-20-0657 Golden Pines - Roadway Reconstruction and Widening - 6 Street Segments								
Reconstruct six street segments including pavement, drainage and curbs.								
No Funding Allocated	$0	$0	$0	$0	$0	$0	$0	$0
Total Sources of Funding	$0	$0	$0	$0	$0	$0	$0	$0
Total Estimated Costs	$6,505,416							
Total Unfunded	$6,505,416							
Total Est. Annual Operating Impact	$0							

District: 4
Status: Future Consideration
Phase: Planning

Funding Status: Unfunded
Actuals: $0
Encumbrances: $0

40-P-00-0059 Grove Park Road Improvements - Phase II								
40-B40347								
PH II: The project generally includes the construction of road improvements such as milling & resurfacing, damaged curb & gutter replacement, damaged sidewalk replacement, drainage, ADA compliant ramps and surface restoration. PH III: M&R, drainage, C								
Contribution from General Fund	$78,000	$78,000	$0	$0	$0	$0	$0	$0
Miami-Dade County General Obligation Bond	$2,840,000	$2,840,000	$0	$0	$0	$0	$0	$0
Miami-Dade County WASD	$51,300	$51,300	$0	$0	$0	$0	$0	$0
Miami-Dade County WASD	$684,449	$684,449	$0	$0	$0	$0	$0	$0
Stormwater Utility Trust Fund 2008	$55,649	$55,649	$0	$0	$0	$0	$0	$0
Street Bonds - Series 2007	$20,990	$20,990	$0	$0	$0	$0	$0	$0
Street Bonds - Series 2009	$901,384	$901,384	$0	$0	$0	$0	$0	$0
Street Bonds - Series 2018C	$65,946	$65,946	$0	$0	$0	$0	$0	$0
Transit Half-Cent Surtax	$162,537	$162,537	$0	$0	$0	$0	$0	$0
Total Sources of Funding	$4,860,254	$4,860,254	$0	$0	$0	$0	$0	$0
Total Estimated Costs	$3,164,346							
Total Unfunded	($1,695,908)							
Total Est. Annual Operating Impact	$0							

District: 1
Status: Active
Phase: Final Completion

Funding Status: Fully Funded
Actuals: $2,631,729
Encumbrances: $485,180

Sources and Estimated Costs by Department

Resilience and Public Works

Project Information and Description	Prior Year Budget	Current Budget 2024-25	Future Budget Funding 2025-26	2026-27	2027-28	2028-29	2029-30

40-P-23-0082 Immediate Flood Control: Install Backflow Valves (Citywide) for D-1, D-2, and D-5

40-B233806

To install 77 Backflow valves Citywide within D-1, D-2, and D-5.

District: Citywide
Status: Adopted
Phase: Planning

Florida Department of Environmental Protection	$2,042,000	$2,042,000	$0	$0	$0	$0	$0	$0
Miami Forever Bond	$1,996,000	$1,996,000	$0	$0	$0	$0	$0	$0
Total Sources of Funding	$4,038,000	$4,038,000	$0	$0	$0	$0	$0	$0
Total Estimated Costs	$4,084,000							
Total Unfunded	$46,000							
Total Est. Annual Operating Impact	$0							

Funding Status: Partial
Actuals: $136
Encumbrances: $0

40-P-19-0224 Improve Drainage Outside of Priority Drainage Basins - Phase I

40-B193801

Evaluate localized flooding issues in approx. 50 locations and perform reconstruction of roadway base and asphalt, curbing, and stormwater inlets, as necessary, to support the installation of backflow prevention valves and or ponding mitigation for the Ve

District: Citywide
Status: Active
Phase: Construction

Miami Forever Bond	$2,300,000	$2,300,000	$0	$0	$0	$0	$0	$0
Total Sources of Funding	$2,300,000	$2,300,000	$0	$0	$0	$0	$0	$0
Total Estimated Costs	$2,300,000							
Total Unfunded	$0							
Total Est. Annual Operating Impact	$0							

Funding Status: Fully Funded
Actuals: $2,300,000
Encumbrances: $0

40-P-20-0441 Increase Overtown Lighting

40-B17362

Lighting beautification within the Overtown neighborhood

District: 5
Status: Active
Phase: Planning

Sources and Estimated Costs by Department

Resilience and Public Works

Project Information and Description		Prior Year Budget	Current Budget 2024-25	Future Budget Funding 2025-26	2026-27	2027-28	2028-29	2029-30
Contribution from General Fund	$200,000	$200,000	$0	$0	$0	$0	$0	$0
Total Sources of Funding	$200,000	$200,000	$0	$0	$0	$0	$0	$0
Total Estimated Costs	$200,000							
Total Unfunded	$0							
Total Est. Annual Operating Impact	$0							

Funding Status: Fully Funded
Actuals: $276
Encumbrances: $0

40-P-21-0012 Kinloch Roadway Neighborhood Improvements
40-B213606
Roadway reconstruction of NW 3rd Street from NW 47 to 48 Avenue

District: 4
Status: Active
Phase: Design

Contribution from General Fund-SSL	$480,381	$480,381	$0	$0	$0	$0	$0	$0
Florida Department of Environmental Protection	$965,000	$965,000	$0	$0	$0	$0	$0	$0
Miami-Dade County	$76,503	$76,503	$0	$0	$0	$0	$0	$0
Transit Half-Cent Surtax	$19,619	$19,619	$0	$0	$0	$0	$0	$0
Total Sources of Funding	$1,541,503	$1,541,503	$0	$0	$0	$0	$0	$0
Total Estimated Costs	$3,289,251							
Total Unfunded	$1,747,747							
Total Est. Annual Operating Impact	$0							

Funding Status: Partial
Actuals: $188,144
Encumbrances: $87,764

40-P-23-0016 Kinloch Roadway Neighborhood Improvements Phase 2
40-B213606A
Full roadway reconstruction, drainage and WASD system betterments.

District: 4
Status: Active
Phase: A/E Selection

Florida Department of Environmental Protection	$1,304,619	$1,304,619	$0	$0	$0	$0	$0	$0
Total Sources of Funding	$1,304,619	$1,304,619	$0	$0	$0	$0	$0	$0
Total Estimated Costs	$2,770,000							
Total Unfunded	$1,465,381							
Total Est. Annual Operating Impact	$0							

Funding Status: Partial
Actuals: $0
Encumbrances: $0

Sources and Estimated Costs by Department

Resilience and Public Works

Project Information and Description	Prior Year Budget	Current Budget 2024-25	Future Budget Funding 2025-26	2026-27	2027-28	2028-29	2029-30

40-P-18-0185 La Pastorita Neighborhood Roadway Improvements Study

40-B183608

District: 4
Status: Active
Phase: Planning

Provide Planning services for the Pastorita Neighborhood with the goal of promoting pedestrian friendly roadways and neighborhood beautification. Phase 1 - Study shall provide alternative planning concepts to address traffic calming, pedestrian accessib

Contribution from General Fund	$65,370	$65,370	$0	$0	$0	$0	$0	$0
Contribution from General Fund-SSL	$32,204	$32,204	$0	$0	$0	$0	$0	$0
Parking Surcharge	$424,330	$424,330	$0	$0	$0	$0	$0	$0
Transit Half-Cent Surtax	$157,869	$157,869	$0	$0	$0	$0	$0	$0
Total Sources of Funding	$679,773	$679,773	$0	$0	$0	$0	$0	$0
Total Estimated Costs	$679,773							
Total Unfunded	$0							
Total Est. Annual Operating Impact	$0							

Funding Status: Fully Funded
Actuals: $431,343
Encumbrances: $103,867

40-P-00-0271 La Pastorita Traffic Calming and Miscellaneous Improvements

40-B30960

District: 4
Status: Active
Phase: Final Completion

Design and construct traffic devices at two locations

Contribution from General Fund-SSL	$42,571	$42,571	$0	$0	$0	$0	$0	$0
Contribution from Special Revenue Fund	$11,053	$11,053	$0	$0	$0	$0	$0	$0
Local Option Gas Tax	$16,814	$16,814	$0	$0	$0	$0	$0	$0
Street Bonds - Series 2007	$59,294	$59,294	$0	$0	$0	$0	$0	$0
Street Bonds - Series 2009	$263,376	$263,376	$0	$0	$0	$0	$0	$0
Transit Half-Cent Surtax	$16,489	$16,489	$0	$0	$0	$0	$0	$0
Transit Half-Cent Surtax	$63,516	$63,516	$0	$0	$0	$0	$0	$0
Total Sources of Funding	$473,112	$473,112	$0	$0	$0	$0	$0	$0
Total Estimated Costs	$473,103							
Total Unfunded	($9)							
Total Est. Annual Operating Impact	$0							

Funding Status: Fully Funded
Actuals: $461,667
Encumbrances: $11,437

Sources and Estimated Costs by Department

Resilience and Public Works

Project Information and Description		Prior Year Budget	Current Budget 2024-25	Future Budget Funding 2025-26	2026-27	2027-28	2028-29	2029-30
40-P-24-0000 Little Havana Pedestrian Priority Zone - Phase II								
40-B243602								
Pedestrian Priority Zone - Phase II								
Contribution from General Fund	$500,000	$500,000	$0	$0	$0	$0	$0	$0
Total Sources of Funding	$500,000	$500,000	$0	$0	$0	$0	$0	$0
Total Estimated Costs	$9,538,660							
Total Unfunded	$9,038,660							
Total Est. Annual Operating Impact	$0							

District: 3
Status: Active
Phase: Planning

Funding Status: Partial
Actuals: $2,777
Encumbrances: $0

40-P-20-0745 Little Havana Pedestrian Priority Zone Phase I								
40-B213602								
Little Havana Pedestrian Priority Zone								
Citywide Landscape	$295,482	$295,482	$0	$0	$0	$0	$0	$0
Contribution from General Fund	$664,778	$664,778	$0	$0	$0	$0	$0	$0
Contribution from Special Revenue Fund	$314,472	$314,472	$0	$0	$0	$0	$0	$0
Florida Department of Transportation	$3,000,000	$3,000,000	$0	$0	$0	$0	$0	$0
Local Option Gas Tax	$55,000	$55,000	$0	$0	$0	$0	$0	$0
Local Option Gas Tax	$74,607	$74,607	$0	$0	$0	$0	$0	$0
Stormwater Utility Trust Fund 2008	$1,100,000	$1,100,000	$0	$0	$0	$0	$0	$0
Total Sources of Funding	$5,504,338	$5,504,338	$0	$0	$0	$0	$0	$0
Total Estimated Costs	$5,504,338							
Total Unfunded	$0							
Total Est. Annual Operating Impact	$0							

District: 3
Status: Active
Phase: Design

Funding Status: Fully Funded
Actuals: $697,688
Encumbrances: $144,043

40-P-22-0029 Little Havana Pedestrian Zone - COLAB Consulting Services
40-B213602A
Little Havana Pedestrian Zone - COLAB Consulting Services

District: 3
Status: Adopted
Phase: Planning

Sources and Estimated Costs by Department

Resilience and Public Works

Project Information and Description		Prior Year Budget	Current Budget 2024-25	Future Budget Funding 2025-26	2026-27	2027-28	2028-29	2029-30
Contribution from General Fund	$50,000	$50,000	$0	$0	$0	$0	$0	$0
Total Sources of Funding	$50,000	$50,000	$0	$0	$0	$0	$0	$0
Total Estimated Costs	$50,000							
Total Unfunded	$0							
Total Est. Annual Operating Impact	$0							

Funding Status: Fully Funded
Actuals: $0
Encumbrances: $0

40-P-19-0202 Little River Mini Park Phase I
40-B193501

District: 5
Status: Active
Phase: Design

Design, permitting, and construction of a seawall, baywalk and kayak launch at Little River Mini Park.

Florida Inland Navigation District	$41,990	$41,990	$0	$0	$0	$0	$0	$0
Florida Inland Navigation District	$375,058	$375,058	$0	$0	$0	$0	$0	$0
Impact Fees - Parks	$553,284	$553,284	$0	$0	$0	$0	$0	$0
Miami Forever Bond	$1,300,000	$1,300,000	$0	$0	$0	$0	$0	$0
Total Sources of Funding	$2,270,332	$2,270,332	$0	$0	$0	$0	$0	$0
Total Estimated Costs	$2,270,332							
Total Unfunded	$0							
Total Est. Annual Operating Impact	$0							

Funding Status: Fully Funded
Actuals: $159,352
Encumbrances: $249,516

40-P-23-0066 Localized Flooding Improvements Citywide
40-B233822

District: Citywide
Status: Adopted
Phase: Planning

Construction of drainage improvements within public right of way, including new drainage systems, existing drainage systems retrofits, installation or repair of backflow valves, and associated roadway improvements.

Miami Forever Bond	$10,000,000	$10,000,000	$0	$0	$0	$0	$0	$0
Total Sources of Funding	$10,000,000	$10,000,000	$0	$0	$0	$0	$0	$0
Total Estimated Costs	$10,000,000							
Total Unfunded	$0							
Total Est. Annual Operating Impact	$0							

Funding Status: Fully Funded
Actuals: $0
Encumbrances: $0

Sources and Estimated Costs by Department

Resilience and Public Works

Project Information and Description		Prior Year Budget	Current Budget 2024-25	Future Budget Funding 2025-26	2026-27	2027-28	2028-29	2029-30
40-P-20-0459 MacArthur Causeway Baywalk								
40-B193624								
Provision of over-the-water baywalk under the MacArtthur Causeway - matching funds funds for 40-B193623								
Downtown Developmental Regional Impact (DDRI)	$550,000	$550,000	$0	$0	$0	$0	$0	$0
Total Sources of Funding	$550,000	$550,000	$0	$0	$0	$0	$0	$0
Total Estimated Costs	$550,000							
Total Unfunded	$0							
Total Est. Annual Operating Impact	$0							

District: Citywide
Status: Adopted
Phase: Planning

Funding Status: Fully Funded
Actuals: $0
Encumbrances: $0

Project Information and Description		Prior Year Budget	Current Budget 2024-25	Future Budget Funding 2025-26	2026-27	2027-28	2028-29	2029-30
40-P-00-0028 Mary Brickell Village Drainage Improvements								
40-B30637								
Involves street improvements to include milling and resurfacing, drainage improvements including a pump station and deep drainage wells, and limited roadside reconstruction along streets.								
Homeland Defense Bond Series 3	$4,990	$4,990	$0	$0	$0	$0	$0	$0
Parking Surcharge	$3,170,668	$3,170,668	$0	$0	$0	$0	$0	$0
Stormwater Utility Trust Fund 2008	$100,000	$100,000	$0	$0	$0	$0	$0	$0
Street Bonds - Series 2009	$2,000,000	$2,000,000	$0	$0	$0	$0	$0	$0
Surety Payment Bonds	$147,961	$147,961	$0	$0	$0	$0	$0	$0
Total Sources of Funding	$5,423,619	$5,423,619	$0	$0	$0	$0	$0	$0
Total Estimated Costs	$5,423,619							
Total Unfunded	$0							
Total Est. Annual Operating Impact	$0							

District: Citywide
Status: Active
Phase: Construction

Funding Status: Fully Funded
Actuals: $5,184,551
Encumbrances: $217,876

Project Information and Description		Prior Year Budget	Current Budget 2024-25	Future Budget Funding 2025-26	2026-27	2027-28	2028-29	2029-30
40-P-23-0086 Mary Brickell Village Drainage Improvements Phase 2								
40-B233821								
Milling and resurfacing, drainage improvements including a pump station and deep drainage wells, and limited roadside reconstruction along streets								

District: Citywide
Status: Active
Phase: Design

Sources and Estimated Costs by Department

Resilience and Public Works

Project Information and Description		Prior Year Budget	Current Budget 2024-25	Future Budget Funding 2025-26	2026-27	2027-28	2028-29	2029-30
Miami Forever Bond	$2,246,000	$2,246,000	$0	$0	$0	$0	$0	$0
Total Sources of Funding	$2,246,000	$2,246,000	$0	$0	$0	$0	$0	$0
Total Estimated Costs	$2,246,000							
Total Unfunded	$0							
Total Est. Annual Operating Impact	$0							

Funding Status: Fully Funded
Actuals: $342,525
Encumbrances: $0

40-P-20-0462 Matheson Avenue Seawall Replacement - Phase I
40-B203603

District: 2
Status: Adopted
Phase: Planning

Replacement of end of street seawall

Contribution from Special Revenue Fund	$33,000	$33,000	$0	$0	$0	$0	$0	$0
Total Sources of Funding	$33,000	$33,000	$0	$0	$0	$0	$0	$0
Total Estimated Costs	$33,000							
Total Unfunded	$0							
Total Est. Annual Operating Impact	$0							

Funding Status: Fully Funded
Actuals: $0
Encumbrances: $0

40-P-20-0580 Mayor's Roadway Project
40-B203600

District: Citywide
Status: Adopted
Phase: Planning

Citywide Roadway Projects as needed

Parking Surcharge	$300,000	$300,000	$0	$0	$0	$0	$0	$0
Total Sources of Funding	$300,000	$300,000	$0	$0	$0	$0	$0	$0
Total Estimated Costs	$300,000							
Total Unfunded	$0							
Total Est. Annual Operating Impact	$0							

Funding Status: Fully Funded
Actuals: $0
Encumbrances: $0

40-P-23-0074 Melrose Flood Improvements Phase I - NW 23 Ave to NW 19 Ave, NW 34 St NW 30 St (Pump Station)
40-B233816

District: 1
Status: Active
Phase: Planning

Flooding and right-of-way improvements including new and upsized stormwater inlets and pipes and a new stormwater pump station with injection wells

Sources and Estimated Costs by Department

Resilience and Public Works

Project Information and Description		Prior Year Budget	Current Budget 2024-25	Future Budget Funding 2025-26	2026-27	2027-28	2028-29	2029-30
Florida Department of Environmental Protection	$5,514,942	$5,514,942	$0	$0	$0	$0	$0	$0
Miami Forever Bond	$3,530,000	$3,530,000	$0	$0	$0	$0	$0	$0
Total Sources of Funding	$9,044,942	$9,044,942	$0	$0	$0	$0	$0	$0
Total Estimated Costs	$11,029,882							
Total Unfunded	$1,984,940							
Total Est. Annual Operating Impact	$0							

Funding Status: Partial
Actuals: $11,224
Encumbrances: $1,452

40-P-00-0007 Metromover Parkway
40-B30407

District: 2
Status: Active
Phase: Administrative Close-Out

Implementation of a mid-block pedestrian pathway adjacent to the metromover between NE 2nd Street and NE 3rd Street in downtown Miami. Project to include landscaping, removal of existing damaged pathway, and placement of a new pathway.

Contribution from General Fund	$4,436	$4,436	$0	$0	$0	$0	$0	$0
Total Sources of Funding	$4,436	$4,436	$0	$0	$0	$0	$0	$0
Total Estimated Costs	$29,000							
Total Unfunded	$24,564							
Total Est. Annual Operating Impact	$0							

Funding Status: Partial
Actuals: $4,436
Encumbrances: $0

40-P-23-0088 Miami Localized Flooding Improvements (D-3)
40-B233819

District: 4
Status: Active
Phase: Construction

Installation of new and upsized stormwater inlets and pipes and new exfiltration trenches, curb, gutter and broken sidewalk replacement, new asphalt and other right of way improvements.

Florida Department of Environmental Protection	$1,052,000	$1,052,000	$0	$0	$0	$0	$0	$0
Total Sources of Funding	$1,052,000	$1,052,000	$0	$0	$0	$0	$0	$0
Total Estimated Costs	$916,498							
Total Unfunded	($135,502)							
Total Est. Annual Operating Impact	$0							

Funding Status: Fully Funded
Actuals: $324,813
Encumbrances: $471,220

Sources and Estimated Costs by Department

Resilience and Public Works

Project Information and Description		Prior Year Budget	Current Budget 2024-25	Future Budget Funding 2025-26	2026-27	2027-28	2028-29	2029-30
40-P-23-0067	Miami Pump Stations Upgrade (D-3)							
40-B233820								
To address Stormwater pump stations rehabilitation including installation of cathodic protection. Replacement of sluice gates and mechanical and electrical control panels.								
Florida Department of Environmental Protection	$2,500,000	$2,500,000	$0	$0	$0	$0	$0	$0
Total Sources of Funding	$2,500,000	$2,500,000	$0	$0	$0	$0	$0	$0
Total Estimated Costs	$2,500,000							
Total Unfunded	$0							
Total Est. Annual Operating Impact	$0							

District: 3
Status: Adopted
Phase: Planning

Funding Status: Fully Funded
Actuals: $0
Encumbrances: $0

Project Information and Description		Prior Year Budget	Current Budget 2024-25	Future Budget Funding 2025-26	2026-27	2027-28	2028-29	2029-30
40-P-23-0009	Miami River Greenway - NW N River Dr from NW 22 Ave to NW 19 Ave							
40-B233601								
Roadway reconstruction, sidewalk widening and ADA improvements, drainage improvements, and lighting and other hardscape improvements to meet FDOT LAP agreement requirements and Miami River Greenway and Miami 21 Design Standards.								
Contribution from Special Revenue Fund	$12,534	$12,534	$0	$0	$0	$0	$0	$0
Local Option Gas Tax	$25,774	$25,774	$0	$0	$0	$0	$0	$0
Parking Surcharge	$650,469	$650,469	$0	$0	$0	$0	$0	$0
Transit Half-Cent Surtax	$1,223	$1,223	$0	$0	$0	$0	$0	$0
Total Sources of Funding	$690,000	$690,000	$0	$0	$0	$0	$0	$0
Total Estimated Costs	$5,192,815							
Total Unfunded	$4,502,815							
Total Est. Annual Operating Impact	$0							

District: 1
Status: Active
Phase: A/E Selection

Funding Status: Partial
Actuals: $9,193
Encumbrances: $0

Project Information and Description		Prior Year Budget	Current Budget 2024-25	Future Budget Funding 2025-26	2026-27	2027-28	2028-29	2029-30
40-P-18-0183	Miami River Greenway Curtis Park East							
40-B183603								
Lap fundingMIlling and resurfacing, partial reconstruction, adding sidewalks where none exist, ADA ramps, lighting, environmental/archaeological assessment, drainage, landscaping								

District: 1
Status: Active
Phase: Design

Sources and Estimated Costs by Department

Resilience and Public Works

Project Information and Description		Prior Year Budget	Current Budget 2024-25	Future Budget Funding 2025-26	2026-27	2027-28	2028-29	2029-30
Contribution from General Fund	$333,000	$333,000	$0	$0	$0	$0	$0	$0
Contribution from Special Revenue Fund	$147,000	$147,000	$0	$0	$0	$0	$0	$0
Total Sources of Funding	$480,000	$480,000	$0	$0	$0	$0	$0	$0
Total Estimated Costs	$5,183,204							
Total Unfunded	$4,703,204							
Total Est. Annual Operating Impact	$0							

Funding Status: Partial
Actuals: $333,632
Encumbrances: $59,519

40-P-23-0065 Miami Tidal Valves and Flood Improvements (D-3)
40-B233818

To install new tidal valves within the D-3 on multiple outfalls along the Miami River, grass retention areas, and pollution control systems.

District: 3
Status: Adopted
Phase: Planning

Florida Department of Environmental Protection	$100,000	$100,000	$0	$0	$0	$0	$0	$0
Total Sources of Funding	$100,000	$100,000	$0	$0	$0	$0	$0	$0
Total Estimated Costs	$100,000							
Total Unfunded	$0							
Total Est. Annual Operating Impact	$0							

Funding Status: Fully Funded
Actuals: $0
Encumbrances: $0

60-P-23-0001 Miami-Dade TPO - Trolley Fleet
40-B233900

Trolley Fleet

District: Citywide
Status: Adopted
Phase: Planning

Transit Half-Cent Surtax	$50,000	$50,000	$0	$0	$0	$0	$0	$0
Total Sources of Funding	$50,000	$50,000	$0	$0	$0	$0	$0	$0
Total Estimated Costs	$50,000							
Total Unfunded	$0							
Total Est. Annual Operating Impact	$0							

Funding Status: Fully Funded
Actuals: $0
Encumbrances: $0

Sources and Estimated Costs by Department

Resilience and Public Works

Project Information and Description		Prior Year Budget	Current Budget 2024-25	Future Budget Funding 2025-26	2026-27	2027-28	2028-29	2029-30
20-P-21-0011 Micromobility Network JPA with MDC 40-B213604 *Micromobility Network JPA coordination with Miami-Dade County*						**District:** 2 **Status:** Adopted **Phase:** Planning		
Contribution from Special Revenue Fund	$1,000,000	$1,000,000	$0	$0	$0	$0	$0	$0
Total Sources of Funding	$1,000,000	$1,000,000	$0	$0	$0	$0	$0	$0
Total Estimated Costs	$1,000,000					**Funding Status:**	Fully Funded	
Total Unfunded	$0					*Actuals:*	$201,937	
Total Est. Annual Operating Impact	$0					*Encumbrances:*	$0	
40-P-20-0601 Milling and Resurfacing *Milling and Resurfacing*						**District:** Citywide **Status:** Future Consideration **Phase:** Planning		
No Funding Allocated	$0	$0	$0	$0	$0	$0	$0	$0
Total Sources of Funding	$0	$0	$0	$0	$0	$0	$0	$0
Total Estimated Costs	$402,000,000					**Funding Status:**	Unfunded	
Total Unfunded	$402,000,000					*Actuals:*	$0	
Total Est. Annual Operating Impact	$0					*Encumbrances:*	$0	
40-P-20-0654 Milling and Resurfacing - 3701 NW 23 Court between NW 36th Street and NW 37th Street *Milling and resurfacing of deteriorated road.*						**District:** 1 **Status:** Future Consideration **Phase:** Planning		
No Funding Allocated	$0	$0	$0	$0	$0	$0	$0	$0
Total Sources of Funding	$0	$0	$0	$0	$0	$0	$0	$0
Total Estimated Costs	$515,303					**Funding Status:**	Unfunded	
Total Unfunded	$515,303					*Actuals:*	$0	
Total Est. Annual Operating Impact	$0					*Encumbrances:*	$0	

Sources and Estimated Costs by Department

Resilience and Public Works

Project Information and Description	Prior Year Budget	Current Budget 2024-25	Future Budget Funding 2025-26	2026-27	2027-28	2028-29	2029-30

40-P-20-0646 Milling and Resurfacing - SW 60 Avenue Roadway Improvements

District: 4
Status: Future Consideration
Phase: Planning

Roadway milling and resurfacing and R-O-W reconstruction to include drainage, curb & gutters, sidewalk, swale restoration, ADA compliance and pedestrian connectivity.

No Funding Allocated	$0	$0	$0	$0	$0	$0	$0	$0
Total Sources of Funding	$0	$0	$0	$0	$0	$0	$0	$0
Total Estimated Costs	$711,076							
Total Unfunded	$711,076							
Total Est. Annual Operating Impact	$0							

Funding Status: Unfunded
Actuals: $0
Encumbrances: $0

40-P-20-0442 Miscellaneous Decorative Lighting Installation
40-B30445

District: Citywide
Status: Active
Phase: Construction

Installation Citywide of miscellaneous decorative lighting at locations

Contribution from Special Revenue Fund	$724,881	$724,881	$0	$0	$0	$0	$0	$0
Total Sources of Funding	$724,881	$724,881	$0	$0	$0	$0	$0	$0
Total Estimated Costs	$724,881							
Total Unfunded	$0							
Total Est. Annual Operating Impact	$9,000							

Funding Status: Fully Funded
Actuals: $720,425
Encumbrances: $0

40-P-20-0698 NE 18 Street Between N. Bayshore Drive and NE 4 Street - Assess and Survey Existing Drainage Conditions

District: 2
Status: Future Consideration
Phase: Planning

Assess existing drainage conditions.

No Funding Allocated	$0	$0	$0	$0	$0	$0	$0	$0
Total Sources of Funding	$0	$0	$0	$0	$0	$0	$0	$0
Total Estimated Costs	$52,983							
Total Unfunded	$52,983							
Total Est. Annual Operating Impact	$0							

Funding Status: Unfunded
Actuals: $0
Encumbrances: $0

Sources and Estimated Costs by Department

Resilience and Public Works

Project Information and Description	Prior Year Budget	Current Budget 2024-25	Future Budget Funding 2025-26	2026-27	2027-28	2028-29	2029-30

40-P-00-0120 NE 3 Avenue from NE 54 Street to NE 58 Terrace

40-B50906

District: 5

Status: Active

Phase: Dry-Run/Permit

Road and swale reconstruction, drainage, miscellaneous sidewalk repairs, ADA compliance and striping. JPA with WASD for water line installation.

Citywide Landscape	$23,994	$23,994	$0	$0	$0	$0	$0	$0
Contribution from General Fund	$19,451	$19,451	$0	$0	$0	$0	$0	$0
Contribution from General Fund-SSL	$4,677	$4,677	$0	$0	$0	$0	$0	$0
Contribution from Special Revenue Fund	$1,009,625	$1,009,625	$0	$0	$0	$0	$0	$0
Local Option Gas Tax	$646	$646	$0	$0	$0	$0	$0	$0
Local Option Gas Tax	$775,855	$775,855	$0	$0	$0	$0	$0	$0
Miami-Dade County WASD	$24,986	$24,986	$0	$0	$0	$0	$0	$0
Parking Surcharge	$516,000	$516,000	$0	$0	$0	$0	$0	$0
Street Bonds - Series 2009	$105,834	$105,834	$0	$0	$0	$0	$0	$0
Street Bonds - Series 2018C	$139,526	$139,526	$0	$0	$0	$0	$0	$0
Transit Half-Cent Surtax	$234,554	$234,554	$0	$0	$0	$0	$0	$0
Transit Half-Cent Surtax	$403,895	$403,895	$0	$0	$0	$0	$0	$0
Total Sources of Funding	$3,259,046	$3,259,046	$0	$0	$0	$0	$0	$0
Total Estimated Costs	$3,259,046							
Total Unfunded	$0							
Total Est. Annual Operating Impact	$0							

Funding Status: Fully Funded

Actuals: $271,502

Encumbrances: $10,059

40-P-18-0193 NE Miami Court Railroad Crossing Closure

40-B183616

District: 5

Status: Active

Phase: Construction

Roadway reconstruction to close the railroad crossing located the intersection of NE Miami Court and 71st Street

Contribution from General Fund	$385,389	$385,389	$0	$0	$0	$0	$0	$0
Total Sources of Funding	$385,389	$385,389	$0	$0	$0	$0	$0	$0
Total Estimated Costs	$856,633							
Total Unfunded	$471,244							
Total Est. Annual Operating Impact	$0							

Funding Status: Partial

Actuals: $278,599

Encumbrances: $18,819

Sources and Estimated Costs by Department

Resilience and Public Works

Project Information and Description	Prior Year Budget	Current Budget 2024-25	Future Budget Funding 2025-26	2026-27	2027-28	2028-29	2029-30

40-P-23-0073 North Grapeland Heights (NGHS) Seawall Replacements and Upgrades (D-1)
40-B233813

District: 1
Status: Active
Phase: Design

DBB reconstruction of shoreline 1 location to 4-ft NAVD and restoring natural shoreline covering.

Florida Department of Environmental Protection	$145,527	$145,527	$0	$0	$0	$0	$0	$0
Miami Forever Bond	$146,000	$146,000	$0	$0	$0	$0	$0	$0
Total Sources of Funding	$291,527	$291,527	$0	$0	$0	$0	$0	$0

Total Estimated Costs $291,527

Total Unfunded $0

Total Est. Annual Operating Impact $0

Funding Status: Fully Funded
Actuals: $5,662
Encumbrances: $70,347

40-P-21-0011 NW 11 Street from NW 1 Avenue To NW 3 Avenue
40-B213605

District: 5
Status: Active
Phase: Design

Roadway reconstruction of the existing corridor. The proposed improvements consists of new pavement , on street parking, planters , new sidewalks, curb and gutter, driveway approaches, minor utility adjustments, water main and lighting.

Citywide Landscape	$24,141	$24,141	$0	$0	$0	$0	$0	$0
Contribution from General Fund	$230,143	$230,143	$0	$0	$0	$0	$0	$0
Stormwater Utility Trust Fund 2008	$109,856	$109,856	$0	$0	$0	$0	$0	$0
Total Sources of Funding	$364,139	$364,139	$0	$0	$0	$0	$0	$0

Total Estimated Costs $2,336,212

Total Unfunded $1,972,073

Total Est. Annual Operating Impact $0

Funding Status: Partial
Actuals: $259,940
Encumbrances: $88,315

40-P-00-0086 NW 13 Avenue from NW 21 Street and NW 23 Street
40-B50112

District: 1
Status: On-Hold
Phase: Administrative Close-Out

Milling and resurfacing, limited partial reconstruction, miscelaneous drainage, replacement of existing damaged sidewalks,curb & gutter and valley gutter, ADA ramps, minor landscape (sod, trees)

Sources and Estimated Costs by Department

Resilience and Public Works

Project Information and Description		Prior Year Budget	Current Budget 2024-25	Future Budget Funding 2025-26	2026-27	2027-28	2028-29	2029-30
Contribution from General Fund	$143,404	$143,404	$0	$0	$0	$0	$0	$0
Impact Fees	$1,104	$1,104	$0	$0	$0	$0	$0	$0
Local Option Gas Tax	$66,051	$66,051	$0	$0	$0	$0	$0	$0
Storm Sewer-Non Bond Revenues	$4,713	$4,713	$0	$0	$0	$0	$0	$0
Stormwater Utility Trust Fund 2008	$56,753	$56,753	$0	$0	$0	$0	$0	$0
Street Bonds - Series 2018C	$479,313	$479,313	$0	$0	$0	$0	$0	$0
Transit Half-Cent Surtax	$46,672	$46,672	$0	$0	$0	$0	$0	$0
Total Sources of Funding	$798,011	$798,011	$0	$0	$0	$0	$0	$0
Total Estimated Costs	$2,066,552							
Total Unfunded	$1,268,541							
Total Est. Annual Operating Impact	$0							

Funding Status: Partial
Actuals: $201,930
Encumbrances: $19,427

40-P-00-0082 NW 13 Street from NW 35 Avenue to NW 37 Avenue

40-B50104

JPA-Milling and resurfacing; repair pot holes; ADA Ramps where applicable; Minor Drainage. Water main replacement.

District: 1
Status: Active
Phase: Bidding

Contribution from General Fund	$75,539	$75,539	$0	$0	$0	$0	$0	$0
Local Option Gas Tax	$463,765	$463,765	$0	$0	$0	$0	$0	$0
Miami-Dade County WASD	$26,319	$26,319	$0	$0	$0	$0	$0	$0
Storm Sewer-Non Bond Revenues	$46,815	$46,815	$0	$0	$0	$0	$0	$0
Stormwater Utility Trust Fund	$5,882	$5,882	$0	$0	$0	$0	$0	$0
Street Bonds - Series 2009	$53,548	$53,548	$0	$0	$0	$0	$0	$0
Street Bonds - Series 2018C	$20,542	$20,542	$0	$0	$0	$0	$0	$0
Transit Half-Cent Surtax	$124,073	$124,073	$0	$0	$0	$0	$0	$0
Transit Half-Cent Surtax	$2,449,950	$2,449,950	$0	$0	$0	$0	$0	$0
Total Sources of Funding	$3,266,433	$3,266,433	$0	$0	$0	$0	$0	$0
Total Estimated Costs	$3,070,633							
Total Unfunded	($195,800)							
Total Est. Annual Operating Impact	$0							

Funding Status: Fully Funded
Actuals: $342,158
Encumbrances: $37,263

Sources and Estimated Costs by Department

Resilience and Public Works

Project Information and Description	Prior Year Budget	Current Budget 2024-25	Future Budget Funding 2025-26	2026-27	2027-28	2028-29	2029-30

40-P-00-0083 NW 13 Street from NW 35 Avenue to NW 37 Avenue - Tree Component

40-B50104T

Milling and resurfacing; repair pot holes; ADA Ramps where applicable; Minor Drainage. Water main replacement. (Tree component)

District: 1
Status: Active
Phase: Dry-Run/Permit

Citywide Landscape	$26,000	$26,000	$0	$0	$0	$0	$0	$0
Total Sources of Funding	$26,000	$26,000	$0	$0	$0	$0	$0	$0
Total Estimated Costs	$26,000							
Total Unfunded	$0							
Total Est. Annual Operating Impact	$0							

Funding Status: Fully Funded
Actuals: $1,426
Encumbrances: $0

40-P-18-0189 NW 17 Street from NW 32 to NW 37 Avenue

40-B183611A

Pavement reconstruction of NW 17th Street from NW 32nd Avenue to NW 27th Avenue, new drainage system, new curbs, replacement of broken sidewalks, new driveways, ADA ramps, pavement marking / signage, swale regrading, sodding and Construction Administratio

District: 1
Status: Active
Phase: Design

CDBG Mitigation Program - DEO	$500,000	$500,000	$0	$0	$0	$0	$0	$0
Contribution from General Fund	$423,756	$423,756	$0	$0	$0	$0	$0	$0
Contribution from Special Revenue Fund	$399,640	$399,640	$0	$0	$0	$0	$0	$0
Impact Fees	$6,931	$6,931	$0	$0	$0	$0	$0	$0
Local Option Gas Tax	$57,218	$57,218	$0	$0	$0	$0	$0	$0
Miami Forever Bond	$2,853,000	$2,853,000	$0	$0	$0	$0	$0	$0
Miami-Dade County WASD	$53,125	$53,125	$0	$0	$0	$0	$0	$0
Parking Surcharge	$1,000,000	$1,000,000	$0	$0	$0	$0	$0	$0
Stormwater Utility Trust Fund	$9,171	$9,171	$0	$0	$0	$0	$0	$0
Stormwater Utility Trust Fund 2008	$5,722	$5,722	$0	$0	$0	$0	$0	$0
Transit Half-Cent Surtax	$58,540	$58,540	$0	$0	$0	$0	$0	$0
Transit Half-Cent Surtax	$205,545	$205,545	$0	$0	$0	$0	$0	$0
Total Sources of Funding	$5,572,650	$5,572,650	$0	$0	$0	$0	$0	$0
Total Estimated Costs	$6,716,755							
Total Unfunded	$1,144,105							
Total Est. Annual Operating Impact	$0							

Funding Status: Partial
Actuals: $520,049
Encumbrances: $192,868

Sources and Estimated Costs by Department

Resilience and Public Works

Project Information and Description		Prior Year Budget	Current Budget 2024-25	Future Budget Funding 2025-26	2026-27	2027-28	2028-29	2029-30

40-P-18-0188 NW 17th Street from NW 27 to NW 32 Avenue

40-B183611

District: 1
Status: Active
Phase: Design

Pavement reconstruction, new drainage system, new curbs on NW 17 ST and median close to NW 27 Ave, ADA ramps, sidewalks replacement, asphalt and concrete driveways,swale regrading and sodding, and pavement markings and signage.

CDBG Mitigation Program - DEO	$716,963	$716,963	$0	$0	$0	$0	$0	$0
Contribution from Special Revenue Fund	$188,000	$188,000	$0	$0	$0	$0	$0	$0
Miami Forever Bond	$1,797,928	$1,797,928	$0	$0	$0	$0	$0	$0
Miami Forever Bond	$3,659,000	$3,659,000	$0	$0	$0	$0	$0	$0
Miami-Dade County WASD	$71,386	$71,386	$0	$0	$0	$0	$0	$0
Transit Half-Cent Surtax	$62,000	$62,000	$0	$0	$0	$0	$0	$0
Total Sources of Funding	$6,495,277	$6,495,277	$0	$0	$0	$0	$0	$0
Total Estimated Costs	$7,884,329							
Total Unfunded	$1,389,052							
Total Est. Annual Operating Impact	$0							

Funding Status: Partial
Actuals: $686,594
Encumbrances: $84,088

40-P-00-0034 NW 18 Avenue Roadway Improvement Project - Tree Component

40-B30727T

District: 1
Status: Active
Phase: Dry-Run/Permit

The installation of trees within every street block within the project limits.

Citywide Landscape	$90,000	$90,000	$0	$0	$0	$0	$0	$0
Total Sources of Funding	$90,000	$90,000	$0	$0	$0	$0	$0	$0
Total Estimated Costs	$90,000							
Total Unfunded	$0							
Total Est. Annual Operating Impact	$0							

Funding Status: Fully Funded
Actuals: $29,376
Encumbrances: $0

40-P-21-0007 NW 2 Avenue from NW 8 Street to NW 11 Street Roadway Reconstruction

40-B223602

District: 5
Status: Adopted
Phase: Planning

Roadway reconstruction includes beautification of NW 2 Avenue from NW 8 Street to NW 11 Street

Sources and Estimated Costs by Department

Resilience and Public Works

Project Information and Description		Prior Year Budget	Current Budget 2024-25	Future Budget Funding 2025-26	2026-27	2027-28	2028-29	2029-30
Contribution from General Fund	$62,127	$62,127	$0	$0	$0	$0	$0	$0
Total Sources of Funding	$62,127	$62,127	$0	$0	$0	$0	$0	$0
Total Estimated Costs	$1,681,000							
Total Unfunded	$1,618,873							
Total Est. Annual Operating Impact	$0							

Funding Status: Partial
Actuals: $0
Encumbrances: $0

40-P-20-0463 NW 2 Street from NW 9 Avenue to NW 17 Avenue - Mobility Improvements - Phase II
40-B203606

District: 3
Status: Active
Phase: Planning

Add buffered bike lane and signage, landscaping, curb extensions and benches at City of Miami trolley bus locations

Contribution from General Fund	$205,634	$205,634	$0	$0	$0	$0	$0	$0
Transit Half-Cent Surtax	$59,526	$59,526	$0	$0	$0	$0	$0	$0
Transit Half-Cent Surtax	$6,077	$6,077	$0	$0	$0	$0	$0	$0
Total Sources of Funding	$271,237	$271,237	$0	$0	$0	$0	$0	$0
Total Estimated Costs	$350,000							
Total Unfunded	$78,763							
Total Est. Annual Operating Impact	$0							

Funding Status: Partial
Actuals: $41,114
Encumbrances: $0

40-P-20-0625 NW 2 Street Little Havana Mobility - Phase II

District: 3
Status: Future Consideration
Phase: Planning

Add buffered bike lane and signage, landscaping, curb extensions and benches at City of Miami trolley bus locations.

No Funding Allocated	$0	$0	$0	$0	$0	$0	$0	$0
Total Sources of Funding	$0	$0	$0	$0	$0	$0	$0	$0
Total Estimated Costs	$382,000							
Total Unfunded	$382,000							
Total Est. Annual Operating Impact	$0							

Funding Status: Unfunded
Actuals: $0
Encumbrances: $0

Sources and Estimated Costs by Department

Resilience and Public Works

Project Information and Description	Prior Year Budget	Current Budget 2024-25	Future Budget Funding 2025-26	2026-27	2027-28	2028-29	2029-30

40-P-20-0776 NW 21 Court from NW 36 Street to NW 38 Street Roadway Reconstruction

District: 1
Status: Future Consideration
Phase: Planning

Roadway reconstruction of NW 21 Court from NW 36 Street to NW 38 Street

No Funding Allocated	$0	$0	$0	$0	$0	$0	$0	$0
Total Sources of Funding	$0	$0	$0	$0	$0	$0	$0	$0
Total Estimated Costs	$778,176							
Total Unfunded	$778,176							
Total Est. Annual Operating Impact	$0							

Funding Status: Unfunded
Actuals: $0
Encumbrances: $0

40-P-00-0033 NW 24 Avenue Roadway Improvement Project
40-B30723

District: 1
Status: Active
Phase: Administrative Close-Out

WASD - JPA Project.: Installation of 670 FT of 12-inch on NW 32nd ST.City Project: New drainage system, millling and resurfacing, overbuild and/or reconstruction, sidewwalks/driveway, curbs, performance sod and pavement marking and signage.

Citywide Landscape	$67,279	$67,279	$0	$0	$0	$0	$0	$0
Local Option Gas Tax	$50,000	$50,000	$0	$0	$0	$0	$0	$0
Local Option Gas Tax	$98	$98	$0	$0	$0	$0	$0	$0
Miami-Dade County	$25,865	$25,865	$0	$0	$0	$0	$0	$0
Miami-Dade County WASD	$274,222	$274,222	$0	$0	$0	$0	$0	$0
Street Bonds - Series 2009	$13,507	$13,507	$0	$0	$0	$0	$0	$0
Street Bonds - Series 2018C	$727	$727	$0	$0	$0	$0	$0	$0
Transit Half-Cent Surtax	$1,398,652	$1,398,652	$0	$0	$0	$0	$0	$0
Total Sources of Funding	$1,830,350	$1,830,350	$0	$0	$0	$0	$0	$0
Total Estimated Costs	$1,830,350							
Total Unfunded	$0							
Total Est. Annual Operating Impact	$0							

Funding Status: Fully Funded
Actuals: $1,618,896
Encumbrances: $134,429

40-P-20-0640 NW 28 Street and NW 15 Avenue - Design Traffic Calming Device

District: 1
Status: Future Consideration
Phase: Planning

Design calming device at intersection

Sources and Estimated Costs by Department

Resilience and Public Works

Project Information and Description		Prior Year Budget	Current Budget 2024-25	Future Budget Funding 2025-26	2026-27	2027-28	2028-29	2029-30
No Funding Allocated	$0	$0	$0	$0	$0	$0	$0	$0
Total Sources of Funding	$0	$0	$0	$0	$0	$0	$0	$0
Total Estimated Costs	$377,694							
Total Unfunded	$377,694							
Total Est. Annual Operating Impact	$0							

Funding Status: Unfunded
Actuals: $0
Encumbrances: $0

40-P-20-0477 NW 29 Street from NW 7 Avenue to NW 2 Avenue - Phase I
40-B30896

District: 5
Status: Adopted
Phase: Planning

Miliing and resurfacing, ADA ramps where applicable, replacement of existing broken sidewalk, replacement of broken curb and gutter and rework base.

Local Option Gas Tax	$65,515	$65,515	$0	$0	$0	$0	$0	$0
Transit Half-Cent Surtax	$5,020	$5,020	$0	$0	$0	$0	$0	$0
Transit Half-Cent Surtax	$62,819	$62,819	$0	$0	$0	$0	$0	$0
Total Sources of Funding	$133,354	$133,354	$0	$0	$0	$0	$0	$0
Total Estimated Costs	$660,000							
Total Unfunded	$526,646							
Total Est. Annual Operating Impact	$0							

Funding Status: Partial
Actuals: $62,416
Encumbrances: $7,934

40-P-00-0037 NW 30 Street Improvement
40-B30756

District: 1
Status: Active
Phase: Design

JPA Roadway reconstruction and /or milling and resurfacing, water main replacement, curb and gutters, miscellaneous sidewalk repairs, ADA compliance and striping

Sources and Estimated Costs by Department

Resilience and Public Works

Project Information and Description		Prior Year Budget	Current Budget 2024-25	Future Budget Funding 2025-26	2026-27	2027-28	2028-29	2029-30
Contribution from General Fund	$761,000	$761,000	$0	$0	$0	$0	$0	$0
Local Option Gas Tax	$317,439	$317,439	$0	$0	$0	$0	$0	$0
Miami-Dade County WASD	$66,466	$66,466	$0	$0	$0	$0	$0	$0
Street Bonds - Series 2009	$111,668	$111,668	$0	$0	$0	$0	$0	$0
Street Bonds - Series 2018C	$36,499	$36,499	$0	$0	$0	$0	$0	$0
Transit Half-Cent Surtax	$306,674	$306,674	$0	$0	$0	$0	$0	$0
Total Sources of Funding	$1,599,746	$1,599,746	$0	$0	$0	$0	$0	$0
Total Estimated Costs	$6,539,324							
Total Unfunded	$4,939,578							
Total Est. Annual Operating Impact	$0							

Funding Status: Partial
Actuals: $556,662
Encumbrances: $58,186

40-P-20-0775 NW 48 Avenue from Flagler Street to NW 3 Street Reconstruction and Drainage

District: 4
Status: Future Consideration
Phase: Planning

Drainage, ADA, and roadway improvements for NW 48 Avenue from Flagler Street to NW 3 Street

No Funding Allocated	$0	$0	$0	$0	$0	$0	$0	$0
Total Sources of Funding	$0	$0	$0	$0	$0	$0	$0	$0
Total Estimated Costs	$1,397,425							
Total Unfunded	$1,397,425							
Total Est. Annual Operating Impact	$0							

Funding Status: Unfunded
Actuals: $0
Encumbrances: $0

40-P-23-0014 NW 5th Ave Traffic Calming Devices
40-B233603

District: 5
Status: Active
Phase: Design

Design and construct one speed hump on NW 5 Ave between NW 42 St. and NW 43 St., Raise intersection between NW 5 Ave and NW 50th Street.

Sources and Estimated Costs by Department

Resilience and Public Works

Project Information and Description		Prior Year Budget	Current Budget 2024-25	Future Budget Funding 2025-26	2026-27	2027-28	2028-29	2029-30
Contribution from General Fund	$273,150	$273,150	$0	$0	$0	$0	$0	$0
Local Option Gas Tax	$4,490	$4,490	$0	$0	$0	$0	$0	$0
Parking Surcharge	$4,239	$4,239	$0	$0	$0	$0	$0	$0
Transit Half-Cent Surtax	$3,634	$3,634	$0	$0	$0	$0	$0	$0
Transit Half-Cent Surtax	$71,756	$71,756	$0	$0	$0	$0	$0	$0
Total Sources of Funding	$357,269	$357,269	$0	$0	$0	$0	$0	$0
Total Estimated Costs	$1,214,705							
Total Unfunded	$857,436							
Total Est. Annual Operating Impact	$0							

Funding Status: Partial
Actuals: $43,035
Encumbrances: $68,185

40-P-21-0008 NW 67 Street from NW 12 Ave to NW 14 Ave Roadway Improvements

District: 5
Status: Future Consideration
Phase: Planning

Proposed improvements of the North section consists of new 5ft sidewalks, 11.5ft traffic lane, 6.5ft parking lane with proposed planters for trees and sod, 2ft curb and gutter, new driveway approaches for existing properties on the North portion. Lighting

No Funding Allocated	$0	$0	$0	$0	$0	$0	$0	$0
Total Sources of Funding	$0	$0	$0	$0	$0	$0	$0	$0
Total Estimated Costs	$2,970,000							
Total Unfunded	$2,970,000							
Total Est. Annual Operating Impact	$0							

Funding Status: Unfunded
Actuals: $0
Encumbrances: $0

40-P-00-0119 NW 7 Street Road from NW North River Drive to South of NW 9 Avenue
40-B50904

District: 5
Status: Active
Phase: Construction

Drainage improvements may include but not limited to reconstruction of the sidewalks, installation of an outfall that drains into the Seybold Canal, curb and gutter upgrades, replacing drainage components with larger sized diameter pipes, raising the back

Contribution from General Fund	$718,270	$718,270	$0	$0	$0	$0	$0	$0
Miami Forever Bond	$1,793,000	$1,793,000	$0	$0	$0	$0	$0	$0
Transit Half-Cent Surtax	$123,561	$123,561	$0	$0	$0	$0	$0	$0
Total Sources of Funding	$2,634,831	$2,634,831	$0	$0	$0	$0	$0	$0
Total Estimated Costs	$2,634,441							
Total Unfunded	($390)							
Total Est. Annual Operating Impact	$0							

Funding Status: Fully Funded
Actuals: $1,524,277
Encumbrances: $249,982

Sources and Estimated Costs by Department

Resilience and Public Works

Project Information and Description	Prior Year Budget	Current Budget 2024-25	Future Budget Funding 2025-26	2026-27	2027-28	2028-29	2029-30

40-P-20-0444 Office of Resilience and Public Works Reconfiguration

40-B203105

Reconfiguration of the floor plan and office equipment for Resilience and Public Works staff

District: Citywide
Status: Active
Phase: Planning

Contribution from Special Revenue Fund	$900,000	$900,000	$0	$0	$0	$0	$0	$0
Total Sources of Funding	$900,000	$900,000	$0	$0	$0	$0	$0	$0
Total Estimated Costs	$900,000							
Total Unfunded	$0							
Total Est. Annual Operating Impact	$0							

Funding Status: Fully Funded
Actuals: $556,110
Encumbrances: $0

40-P-17-0158 Overtown Greenway along NW 11 Street from NW 7 to NW 12 Avenue

40-B173648

FDOT LAP. Decorative sidewalk treatment, specialty signage, trash receptacles, benches, and landscaping. The project does not include resurfacing or reconstruction of the existing roadway, but will include repair of affected curbs along the north side

District: 5
Status: Active
Phase: Final Completion

Citywide Landscape	$55,567	$55,567	$0	$0	$0	$0	$0	$0
Florida Department of Transportation	$744,169	$744,169	$0	$0	$0	$0	$0	$0
Parking Surcharge	$599,999	$599,999	$0	$0	$0	$0	$0	$0
Stormwater Utility Trust Fund 2008	$250,000	$250,000	$0	$0	$0	$0	$0	$0
Total Sources of Funding	$1,649,735	$1,649,735	$0	$0	$0	$0	$0	$0
Total Estimated Costs	$1,715,137							
Total Unfunded	$65,402							
Total Est. Annual Operating Impact	$8,000							

Funding Status: Partial
Actuals: $1,323,232
Encumbrances: $98,167

40-P-00-0019 Overtown Greenway at NW 11 Terrace

40-B30624

The scope includes the design and construction of urban pathways, landscaping and ancillary site improvements to the NW 11th Terrace and former FEC Railway corridor. This project is a phase of the Overtown Greenprint Plan developed by TPL. There is State

District: 5
Status: Active
Phase: Final Completion

Sources and Estimated Costs by Department

Resilience and Public Works

Project Information and Description		Prior Year Budget	Current Budget 2024-25	Future Budget Funding 2025-26	2026-27	2027-28	2028-29	2029-30
Citywide Landscape	$129,160	$129,160	$0	$0	$0	$0	$0	$0
Florida Department of Transportation	$886	$886	$0	$0	$0	$0	$0	$0
Florida Department of Transportation	$703	$703	$0	$0	$0	$0	$0	$0
Local Option Gas Tax	$128,252	$128,252	$0	$0	$0	$0	$0	$0
Stormwater Utility Trust Fund 2008	$1,240,000	$1,240,000	$0	$0	$0	$0	$0	$0
Street Bonds - Series 2007	$9,826	$9,826	$0	$0	$0	$0	$0	$0
Street Bonds - Series 2009	$111,843	$111,843	$0	$0	$0	$0	$0	$0
Street Bonds - Series 2018C	$898,979	$898,979	$0	$0	$0	$0	$0	$0
Transit Half-Cent Surtax	$30,765	$30,765	$0	$0	$0	$0	$0	$0
Transit Half-Cent Surtax	$751,580	$751,580	$0	$0	$0	$0	$0	$0
Total Sources of Funding	$3,301,995	$3,301,995	$0	$0	$0	$0	$0	$0
Total Estimated Costs	$3,301,995							
Total Unfunded	$0							
Total Est. Annual Operating Impact	$68,000							

Funding Status: Partial
Actuals: $2,866,131
Encumbrances: $112,431

40-P-20-0465 Painting of Corals for Scooters
40-B203612
Painting of Corals for Scooters

District: 2
Status: Adopted
Phase: Planning

Contribution from Special Revenue Fund	$50,000	$50,000	$0	$0	$0	$0	$0	$0
Total Sources of Funding	$50,000	$50,000	$0	$0	$0	$0	$0	$0
Total Estimated Costs	$50,000							
Total Unfunded	$0							
Total Est. Annual Operating Impact	$0							

Funding Status: Fully Funded
Actuals: $0
Encumbrances: $0

40-P-20-0235 Parking on Biscayne (MiMo District)
40-B203605
Design and construct 28 proposed parking spaces along Biscayne Boulevard from NE 63rd to NE 76 Street

District: 5
Status: Active
Phase: Administrative Close-Out

Sources and Estimated Costs by Department

Resilience and Public Works

Project Information and Description		Prior Year Budget	Current Budget 2024-25	Future Budget Funding 2025-26	2026-27	2027-28	2028-29	2029-30
Contribution from General Fund	$36,001	$36,001	$0	$0	$0	$0	$0	$0
Total Sources of Funding	$36,001	$36,001	$0	$0	$0	$0	$0	$0
Total Estimated Costs	$667,194							
Total Unfunded	$631,193							
Total Est. Annual Operating Impact	$0							

Funding Status: Partial
Actuals: $36,001
Encumbrances: $0

40-P-20-0469 Public Works Miscellaneous Sidewalk Replacement
40-B43114B

District: Citywide
Status: Adopted
Phase: Planning

Sidewalk replacement and ADA ramp installation/replacement. One year contract with four one year extensions

Contribution from Special Revenue Fund	$671,950	$671,950	$0	$0	$0	$0	$0	$0
Homeland Defense Bond Series 3	$77,796	$77,796	$0	$0	$0	$0	$0	$0
Local Option Gas Tax	$27,434	$27,434	$0	$0	$0	$0	$0	$0
Local Option Gas Tax	$968,800	$968,800	$0	$0	$0	$0	$0	$0
Transit Half-Cent Surtax	$198,682	$198,682	$0	$0	$0	$0	$0	$0
Total Sources of Funding	$1,944,662	$1,944,662	$0	$0	$0	$0	$0	$0
Total Estimated Costs	$1,944,662							
Total Unfunded	$0							
Total Est. Annual Operating Impact	$0							

Funding Status: Fully Funded
Actuals: $1,929,962
Encumbrances: $0

40-P-20-0445 Public Works Technology Improvements - ESRI Survey Application
40-B203104

District: Citywide
Status: Active
Phase: Planning

Citywide program services for all RPW inspections

Contribution from Special Revenue Fund	$225,000	$225,000	$0	$0	$0	$0	$0	$0
Total Sources of Funding	$225,000	$225,000	$0	$0	$0	$0	$0	$0
Total Estimated Costs	$225,000							
Total Unfunded	$0							
Total Est. Annual Operating Impact	$0							

Funding Status: Fully Funded
Actuals: $0
Encumbrances: $0

Sources and Estimated Costs by Department

Resilience and Public Works

Project Information and Description		Prior Year Budget	Current Budget 2024-25	Future Budget Funding 2025-26	2026-27	2027-28	2028-29	2029-30
60-P-24-0000 Purchase of Trolleys								
40-B243606								
Purchase of Trolleys								
Transit Half-Cent Surtax	$1,597,900	$1,597,900	$0	$0	$0	$0	$0	$0
Total Sources of Funding	$1,597,900	$1,597,900	$0	$0	$0	$0	$0	$0
Total Estimated Costs	$0							
Total Unfunded	($1,597,900)							
Total Est. Annual Operating Impact	$0							

District: Citywide
Status: Adopted
Phase: Planning

Funding Status: Fully Funded
Actuals: $0
Encumbrances: $0

40-P-17-0168 Railroad Crossing at NE 42 Street and South Dixie Highway								
40-B173901								
Roadway reconstruction and enhancement of ADA compliant sideways, and signage as needed								
Contribution from General Fund	$724,611	$724,611	$0	$0	$0	$0	$0	$0
Florida Department of Economic Opportunity	$500,000	$500,000	$0	$0	$0	$0	$0	$0
Miami-Dade County Transportation and Public Works	$1,401,000	$1,401,000	$0	$0	$0	$0	$0	$0
Total Sources of Funding	$2,625,611	$2,625,611	$0	$0	$0	$0	$0	$0
Total Estimated Costs	$5,571,420							
Total Unfunded	$2,945,809							
Total Est. Annual Operating Impact	$0							

District: 5
Status: Active
Phase: Final Completion

Funding Status: Partial
Actuals: $882,056
Encumbrances: $0

40-P-20-0647 Reconstruction of SW 48 Avenue and 4 Street								
Roadway reconstruction including curb & gutters, replacement of damaged sidewalks, swale restoration, pavement markings and signage.								

District: 4
Status: Future Consideration
Phase: Planning

Sources and Estimated Costs by Department

Resilience and Public Works

Project Information and Description		Prior Year Budget	Current Budget 2024-25	Future Budget Funding 2025-26	2026-27	2027-28	2028-29	2029-30
No Funding Allocated	$0	$0	$0	$0	$0	$0	$0	$0
Total Sources of Funding	$0	$0	$0	$0	$0	$0	$0	$0
Total Estimated Costs	$866,538							
Total Unfunded	$866,538							
Total Est. Annual Operating Impact	$0							

Funding Status: Unfunded
Actuals: $0
Encumbrances: $0

40-P-20-0447 Repair and Maintenance of Cuban Memorial Boulevard
40-B30438

District: 3
Status: Active
Phase: Construction

Repairs and maintenance of existing irrigation, landscaping enhancements, clean-up of hardscapes and site furnishings-Cuban Memorial Boulevard/Endcap at Coral Way

Contribution from Special Revenue Fund	$98,188	$98,188	$0	$0	$0	$0	$0	$0
Total Sources of Funding	$98,188	$98,188	$0	$0	$0	$0	$0	$0
Total Estimated Costs	$98,188							
Total Unfunded	$0							
Total Est. Annual Operating Impact	$0							

Funding Status: Partial
Actuals: $93,528
Encumbrances: $0

40-P-23-0077 Replacement of 8 Seawalls in Edgewater between NE 22 St to NE 34 St. along Biscayne Bay - D2
40-B233810

District: 2
Status: Active
Phase: Design

DBB raise seawalls 8 locations to 6-ft NAVD and sheet pile structural and corrosion analysis.

Florida Department of Environmental Protection	$1,555,882	$1,555,882	$0	$0	$0	$0	$0	$0
Miami Forever Bond	$1,556,000	$1,556,000	$0	$0	$0	$0	$0	$0
Total Sources of Funding	$3,111,882	$3,111,882	$0	$0	$0	$0	$0	$0
Total Estimated Costs	$3,111,882							
Total Unfunded	$0							
Total Est. Annual Operating Impact	$0							

Funding Status: Fully Funded
Actuals: $10,962
Encumbrances: $442,492

Sources and Estimated Costs by Department

Resilience and Public Works

Project Information and Description		Prior Year Budget	Current Budget 2024-25	Future Budget Funding 2025-26	2026-27	2027-28	2028-29	2029-30
40-P-23-0083 40-B233811	Replacement of Seawalls Morningside between NE 55 Terr, NE 65 St and Biscayne Bay - D2							
DBB raise seawalls 3 locations to 6-ft NAVD and sheet pile structural and corrosion analysis.								
Florida Department of Environmental Protection	$608,761	$608,761	$0	$0	$0	$0	$0	$0
Miami Forever Bond	$609,000	$609,000	$0	$0	$0	$0	$0	$0
Total Sources of Funding	$1,217,761	$1,217,761	$0	$0	$0	$0	$0	$0
Total Estimated Costs	$1,217,761							
Total Unfunded	$0							
Total Est. Annual Operating Impact	$0							

District: 2
Status: Active
Phase: Design

Funding Status: Fully Funded
Actuals: $10,390
Encumbrances: $194,127

Project Information and Description		Prior Year Budget	Current Budget 2024-25	Future Budget Funding 2025-26	2026-27	2027-28	2028-29	2029-30
40-P-23-0080 40-B233812	Replacement of Seawalls Shorecrest between NE 84 St and Ademar Canal; NE Bayshore Dr. and Davis Canal - D5							
DBB raise seawalls 2 locations to 6-ft NAVD and reconstruction of shoreline 1 location to 4-ft NAVD.								
Florida Department of Environmental Protection	$902,135	$902,135	$0	$0	$0	$0	$0	$0
Miami Forever Bond	$903,000	$903,000	$0	$0	$0	$0	$0	$0
Total Sources of Funding	$1,805,135	$1,805,135	$0	$0	$0	$0	$0	$0
Total Estimated Costs	$1,805,135							
Total Unfunded	$0							
Total Est. Annual Operating Impact	$0							

District: 5
Status: Active
Phase: Design

Funding Status: Fully Funded
Actuals: $8,545
Encumbrances: $199,887

40-P-19-0221 Reverend Edward T. Graham Greenway
40-B193621

Project is under and around the area of the I-395

District: Citywide
Status: Active
Phase: Planning

Sources and Estimated Costs by Department

Resilience and Public Works

Project Information and Description		Prior Year Budget	Current Budget 2024-25	Future Budget Funding 2025-26	2026-27	2027-28	2028-29	2029-30
Contribution from General Fund	$2,824,000	$840,000	$1,984,000	$0	$0	$0	$0	$0
Downtown Development Authority	$50,000	$50,000	$0	$0	$0	$0	$0	$0
Downtown Developmental Regional Impact (DDRI)	$475,000	$475,000	$0	$0	$0	$0	$0	$0
Downtown Developmental Regional Impact (DDRI)	$85,000	$85,000	$0	$0	$0	$0	$0	$0
Local Option Gas Tax	$13,072	$13,072	$0	$0	$0	$0	$0	$0
Miami Parking Authority	$50,000	$50,000	$0	$0	$0	$0	$0	$0
OMNI CRA Contribution	$150,000	$150,000	$0	$0	$0	$0	$0	$0
Parking Surcharge	$500,000	$500,000	$0	$0	$0	$0	$0	$0
Transit Half-Cent Surtax	$236,928	$236,928	$0	$0	$0	$0	$0	$0
Contribution from Special Revenue Fund	$1,816,000	$0	$1,816,000	$0	$0	$0	$0	$0
Total Sources of Funding	$6,200,000	$2,400,000	$3,800,000	$0	$0	$0	$0	$0
Total Estimated Costs	$2,100,000							
Total Unfunded	($4,100,000)							
Total Est. Annual Operating Impact	$0							

Funding Status: Fully Funded
Actuals: $1,637,946
Encumbrances: $110,172

40-P-20-0448 Riverview and Lawrence Pump Stations

40-B30992

District: 3
Status: Active
Phase: Construction

Removal of two pumps and motors and the installation of two 35,000 GPM axial flow pumps and two 500 hp electric motors including all electrical appurtenances and upgrades Phase I, back up generator and fire suppression system, Phase II

Contribution from Special Revenue Fund	$588,500	$588,500	$0	$0	$0	$0	$0	$0
Local Option Gas Tax	$500,000	$500,000	$0	$0	$0	$0	$0	$0
Stormwater Utility Trust Fund 2008	$1,871,910	$1,871,910	$0	$0	$0	$0	$0	$0
Total Sources of Funding	$2,960,410	$2,960,410	$0	$0	$0	$0	$0	$0
Total Estimated Costs	$3,065,260							
Total Unfunded	$104,850							
Total Est. Annual Operating Impact	$0							

Funding Status: Partial
Actuals: $2,181,762
Encumbrances: $735,533

40-P-20-0602 Roadway Reconstruction

District: Citywide
Status: Future Consideration
Phase: Planning

Roadway Reconstruction

Sources and Estimated Costs by Department

Resilience and Public Works

Project Information and Description		Prior Year Budget	Current Budget 2024-25	Future Budget Funding 2025-26	2026-27	2027-28	2028-29	2029-30
No Funding Allocated	$0	$0	$0	$0	$0	$0	$0	$0
Total Sources of Funding	$0	$0	$0	$0	$0	$0	$0	$0
Total Estimated Costs	$938,000,000							
Total Unfunded	$938,000,000							
Total Est. Annual Operating Impact	$0							

Funding Status: Unfunded
Actuals: $0
Encumbrances: $0

40-P-20-0492 Rockerman Canal Improvements
40-B30680

District: 2
Status: Active
Phase: Final Completion

Removing the sediment accumulated in the Canal with maintenance to restore the Rockerman Canal and Kennedy Park shoreline

Homeland Defense Bond Series 3	$65,000	$65,000	$0	$0	$0	$0	$0	$0
Rockerman Canal Special Assessment	$272,490	$272,490	$0	$0	$0	$0	$0	$0
Stormwater Utility Trust Fund	$286,599	$286,599	$0	$0	$0	$0	$0	$0
Stormwater Utility Trust Fund 2008	$272,726	$272,726	$0	$0	$0	$0	$0	$0
Total Sources of Funding	$896,815	$896,815	$0	$0	$0	$0	$0	$0
Total Estimated Costs	$896,815							
Total Unfunded	$0							
Total Est. Annual Operating Impact	$0							

Funding Status: Fully Funded
Actuals: $859,290
Encumbrances: $4,950

40-P-20-0460 Royal Road Seawall Replacement - Phase I
40-B203601

District: 2
Status: Adopted
Phase: Planning

Replacement of end of street seawall

Contribution from Special Revenue Fund	$27,000	$27,000	$0	$0	$0	$0	$0	$0
Total Sources of Funding	$27,000	$27,000	$0	$0	$0	$0	$0	$0
Total Estimated Costs	$27,000							
Total Unfunded	$0							
Total Est. Annual Operating Impact	$0							

Funding Status: Fully Funded
Actuals: $0
Encumbrances: $0

Sources and Estimated Costs by Department

Resilience and Public Works

Project Information and Description		Prior Year Budget	Current Budget 2024-25	Future Budget Funding 2025-26	2026-27	2027-28	2028-29	2029-30
60-P-21-0007 RPW Heavy Fleet Acquisition								
40-B173114								
Acquisition of Heavy Machinery								
Contribution from General Fund	$2,211,000	$2,211,000	$0	$0	$0	$0	$0	$0
Contribution from Special Revenue Fund	$2,439,524	$2,439,524	$0	$0	$0	$0	$0	$0
Total Sources of Funding	$4,650,524	$4,650,524	$0	$0	$0	$0	$0	$0
Total Estimated Costs	$4,650,524							
Total Unfunded	$0							
Total Est. Annual Operating Impact	$0							

District: Citywide
Status: Adopted
Phase: Non-Infrastructure

Funding Status: Fully Funded
Actuals: $3,144,266
Encumbrances: $1,058,473

60-P-21-0008 RPW Light Fleet Acquisition								
40-B223117								
Acquisition of vehicles								
Contribution from General Fund	$194,000	$194,000	$0	$0	$0	$0	$0	$0
Total Sources of Funding	$194,000	$194,000	$0	$0	$0	$0	$0	$0
Total Estimated Costs	$194,000							
Total Unfunded	$0							
Total Est. Annual Operating Impact	$0							

District: Citywide
Status: Adopted
Phase: Non-Infrastructure

Funding Status: Fully Funded
Actuals: $185,108
Encumbrances: $0

40-P-00-0089 SE 12 Terrace Roadway Improvements
40-B50205
Milling and resufacing, minor road repairs and striping and pavement markings.

District: 2
Status: Active
Phase: Administrative Close-Out

Sources and Estimated Costs by Department

Resilience and Public Works

Project Information and Description		Prior Year Budget	Current Budget 2024-25	Future Budget Funding 2025-26	2026-27	2027-28	2028-29	2029-30
Contribution from General Fund	$83,466	$83,466	$0	$0	$0	$0	$0	$0
Total Sources of Funding	$83,466	$83,466	$0	$0	$0	$0	$0	$0
Total Estimated Costs	$85,966							
Total Unfunded	$2,500							
Total Est. Annual Operating Impact	$0							

Funding Status: Partial
Actuals: $82,586
Encumbrances: $880

40-P-20-0641 SE 25 Road Seawall and Baywalk - FIND

District: 2
Status: Future Consideration
Phase: Planning

Shoreline improvement of approximately 120-feet of existing failed seawall. Includes demolition, installation of new steel sheet pile, new concrete cap and placement of approximately 140 tons of riprap boulders along the new seawall.

No Funding Allocated	$0	$0	$0	$0	$0	$0	$0	$0
Total Sources of Funding	$0	$0	$0	$0	$0	$0	$0	$0
Total Estimated Costs	$1,750,000							
Total Unfunded	$1,750,000							
Total Est. Annual Operating Impact	$0							

Funding Status: Unfunded
Actuals: $0
Encumbrances: $0

40-P-20-0770 SE/SW 1 Street - Complete Street

District: 5
Status: Future Consideration
Phase: Planning

A complete street reconstruction on SE/SW 1 Street between SW 2 Avevnue and Biscayne Boulveard which includes utility upgrades, drainage modifications, implementation of separated and protected bike lanes, onstreet parking, and dedicated bus lanes.

No Funding Allocated	$0	$0	$0	$0	$0	$0	$0	$0
Total Sources of Funding	$0	$0	$0	$0	$0	$0	$0	$0
Total Estimated Costs	$33,532,920							
Total Unfunded	$33,532,920							
Total Est. Annual Operating Impact	$0							

Funding Status: Unfunded
Actuals: $0
Encumbrances: $0

40-P-20-0603 Seawalls

District: Citywide
Status: Future Consideration
Phase: Planning

Seawalls

Sources and Estimated Costs by Department

Resilience and Public Works

Project Information and Description		Prior Year Budget	Current Budget 2024-25	Future Budget Funding 2025-26	2026-27	2027-28	2028-29	2029-30
No Funding Allocated	$0	$0	$0	$0	$0	$0	$0	$0
Total Sources of Funding	$0	$0	$0	$0	$0	$0	$0	$0
Total Estimated Costs	$100,000,000							
Total Unfunded	$100,000,000							
Total Est. Annual Operating Impact	$0							

Funding Status: Unfunded
Actuals: $0
Encumbrances: $0

40-P-20-0277 Shenandoah Mini Park - Right of Way Improvements

40-B203518

Design of right of way improvements to include milling and resurfacing within intersection limits, roadway reconstruction of areas impacted by drainage installation work, curb and gutter installation, and ADA ramps.

District: 3
Status: Active
Phase: Construction

American Rescue Plan Act	$500,000	$500,000	$0	$0	$0	$0	$0	$0
Citywide Landscape	$104,525	$104,525	$0	$0	$0	$0	$0	$0
Contribution from General Fund	$50,000	$50,000	$0	$0	$0	$0	$0	$0
Contribution from General Fund-SSL	$77,060	$77,060	$0	$0	$0	$0	$0	$0
Contribution from Special Revenue Fund	$163,720	$163,720	$0	$0	$0	$0	$0	$0
Transit Half-Cent Surtax	$146,548	$146,548	$0	$0	$0	$0	$0	$0
Total Sources of Funding	$1,041,853	$1,041,853	$0	$0	$0	$0	$0	$0
Total Estimated Costs	$1,328,454							
Total Unfunded	$286,601							
Total Est. Annual Operating Impact	$0							

Funding Status: Partial
Actuals: $641,810
Encumbrances: $374,027

40-P-24-0008 Shenandoah/Silver Bluff Roadway Improvement Project - D4

40-B50404

Shenandoah/Silver Bluff Roadway Improvement Project - D4

District: 4
Status: Adopted
Phase: Planning

Sources and Estimated Costs by Department

Resilience and Public Works

Project Information and Description		Prior Year Budget	Current Budget 2024-25	Future Budget Funding 2025-26	2026-27	2027-28	2028-29	2029-30
Contribution from General Fund	$764,711	$764,711	$0	$0	$0	$0	$0	$0
Contribution from General Fund-SSL	$583,175	$583,175	$0	$0	$0	$0	$0	$0
Local Option Gas Tax	$15,219	$15,219	$0	$0	$0	$0	$0	$0
Parking Surcharge	$575,000	$575,000	$0	$0	$0	$0	$0	$0
Stormwater Utility Trust Fund 2008	$65,264	$65,264	$0	$0	$0	$0	$0	$0
Transit Half-Cent Surtax	$14,350	$14,350	$0	$0	$0	$0	$0	$0
Transit Half-Cent Surtax	$996,045	$996,045	$0	$0	$0	$0	$0	$0
Total Sources of Funding	$3,013,763	$3,013,763	$0	$0	$0	$0	$0	$0
Total Estimated Costs	$0							
Total Unfunded	($3,013,763)							
Total Est. Annual Operating Impact	$0							

Funding Status: Fully Funded
Actuals: $2,852,975
Encumbrances: $160,788

40-P-23-0079 Shorecrest South Flood Improvements - NE 8 Ct to NE Bayshore Ct, NE Little River Dr to NE 79 St (Pump Station)
40-B233803

District: 5
Status: Active
Phase: Design

New and upsized stormwater inlets and pipes, exfiltration trenches, injection wells, and a new stormwater pump station with an outfall to Biscayne Bay.

Florida Department of Environmental Protection	$8,033,930	$8,033,930	$0	$0	$0	$0	$0	$0
Miami Forever Bond	$8,034,000	$8,034,000	$0	$0	$0	$0	$0	$0
Total Sources of Funding	$16,067,930	$16,067,930	$0	$0	$0	$0	$0	$0
Total Estimated Costs	$16,067,930							
Total Unfunded	$0							
Total Est. Annual Operating Impact	$0							

Funding Status: Fully Funded
Actuals: $13,064
Encumbrances: $646,251

40-P-00-0105 Silver Bluff Traffic Calming Improvements
40-B50408

District: 4
Status: Active
Phase: Final Completion

Silver Bluff Traffic Calming Improvements

Sources and Estimated Costs by Department

Resilience and Public Works

Project Information and Description		Prior Year Budget	Current Budget 2024-25	Future Budget Funding 2025-26	2026-27	2027-28	2028-29	2029-30
Contribution from General Fund-SSL	$45,005	$45,005	$0	$0	$0	$0	$0	$0
Parking Surcharge	$22,000	$22,000	$0	$0	$0	$0	$0	$0
Stormwater Utility Trust Fund 2008	$2,724	$2,724	$0	$0	$0	$0	$0	$0
Street Bonds - Series 2009	$156,899	$156,899	$0	$0	$0	$0	$0	$0
Transit Half-Cent Surtax	$163,786	$163,786	$0	$0	$0	$0	$0	$0
Transit Half-Cent Surtax	$293,937	$293,937	$0	$0	$0	$0	$0	$0
Total Sources of Funding	$684,351	$684,351	$0	$0	$0	$0	$0	$0
Total Estimated Costs	$684,351							
Total Unfunded	$0							
Total Est. Annual Operating Impact	$0							

Funding Status: Fully Funded
Actuals: $648,164
Encumbrances: $34,345

40-P-24-0024 Silver Bluff Traffic Flow Modification
40-B243604
Silver Bluff Traffic Flow Modification

District: 4
Status: Adopted
Phase: Planning

Transit Half-Cent Surtax	$400,000	$400,000	$0	$0	$0	$0	$0	$0
Total Sources of Funding	$400,000	$400,000	$0	$0	$0	$0	$0	$0
Total Estimated Costs	$1,050,000							
Total Unfunded	$650,000							
Total Est. Annual Operating Impact	$0							

Funding Status: Partial
Actuals: $58,894
Encumbrances: $73,725

40-P-00-0036 South Bayshore Lane/Fairview Street - East and West Phase I and Phase II
40-B30737

This project has two phases, one phase is the Roadway and Drainage Improvements involves roadway reconstruction and/or milling & resurfacing, drainage improvements, damaged sidewalk replacement, repair of driveway approaches, swale restoration, striping,

District: 2
Status: Active
Phase: Dry-Run/Permit

Sources and Estimated Costs by Department

Resilience and Public Works

Project Information and Description		Prior Year Budget	Current Budget 2024-25	Future Budget Funding 2025-26	2026-27	2027-28	2028-29	2029-30
Contribution from General Fund	$151,441	$151,441	$0	$0	$0	$0	$0	$0
Contribution from Special Revenue Fund	$369	$369	$0	$0	$0	$0	$0	$0
Local Option Gas Tax	$10,834	$10,834	$0	$0	$0	$0	$0	$0
Local Option Gas Tax	$41,291	$41,291	$0	$0	$0	$0	$0	$0
Miami Forever Bond	$1,800,000	$1,800,000	$0	$0	$0	$0	$0	$0
Miami Forever Bond	$6,390,000	$6,390,000	$0	$0	$0	$0	$0	$0
Miami-Dade County General Obligation Bond	$583,802	$583,802	$0	$0	$0	$0	$0	$0
Miami-Dade County WASD	$18,307	$18,307	$0	$0	$0	$0	$0	$0
Miami-Dade County WASD	$155,272	$155,272	$0	$0	$0	$0	$0	$0
Parking Surcharge	$30,396	$30,396	$0	$0	$0	$0	$0	$0
Stormwater Utility Trust Fund	$50,759	$50,759	$0	$0	$0	$0	$0	$0
Street Bonds - Series 2009	$10,326	$10,326	$0	$0	$0	$0	$0	$0
Street Bonds - Series 2018C	$715	$715	$0	$0	$0	$0	$0	$0
Transit Half-Cent Surtax	$1,963,718	$1,963,718	$0	$0	$0	$0	$0	$0
Total Sources of Funding	$11,207,228	$11,207,228	$0	$0	$0	$0	$0	$0
Total Estimated Costs	$12,416,698							
Total Unfunded	$1,209,470							
Total Est. Annual Operating Impact	$0							

Funding Status: Partial
Actuals: $1,548,327
Encumbrances: $96,251

40-P-17-0143 South Golden Pines No Outlet Streets Improvements
40-B173613

District: 4
Status: Active
Phase: Design

Milling and Resurfacing (M&R), ADA, and major drainage improvements, some reworking, limited reconstruction, landscaping (trees), valley gutters

Contribution from Special Revenue Fund	$193,903	$193,903	$0	$0	$0	$0	$0	$0
Local Option Gas Tax	$350,000	$350,000	$0	$0	$0	$0	$0	$0
Miami-Dade County	$162,980	$162,980	$0	$0	$0	$0	$0	$0
Transit Half-Cent Surtax	$211,099	$211,099	$0	$0	$0	$0	$0	$0
Total Sources of Funding	$917,982	$917,982	$0	$0	$0	$0	$0	$0
Total Estimated Costs	$9,557,064							
Total Unfunded	$8,639,082							
Total Est. Annual Operating Impact	$0							

Funding Status: Partial
Actuals: $634,305
Encumbrances: $248,863

Sources and Estimated Costs by Department

Resilience and Public Works

Project Information and Description		Prior Year Budget	Current Budget 2024-25	Future Budget Funding 2025-26	2026-27	2027-28	2028-29	2029-30
40-P-00-0041 South Grove Roadway and Drainage Improvements - Phase III								
40-B30836								
Milling and Resurfacing, swale and spot drainage improvements								
Contribution from General Fund	$64,968	$64,968	$0	$0	$0	$0	$0	$0
Local Option Gas Tax	$25,899	$25,899	$0	$0	$0	$0	$0	$0
Miami-Dade County WASD	$63,182	$63,182	$0	$0	$0	$0	$0	$0
Miami-Dade County WASD	$477,839	$477,839	$0	$0	$0	$0	$0	$0
Stormwater Utility Trust Fund	$55,250	$55,250	$0	$0	$0	$0	$0	$0
Stormwater Utility Trust Fund 2008	$2,981	$2,981	$0	$0	$0	$0	$0	$0
Street Bonds - Series 2007	$766	$766	$0	$0	$0	$0	$0	$0
Street Bonds - Series 2009	$108,044	$108,044	$0	$0	$0	$0	$0	$0
Transit Half-Cent Surtax	$4,240	$4,240	$0	$0	$0	$0	$0	$0
Transit Half-Cent Surtax	$1,157,645	$1,157,645	$0	$0	$0	$0	$0	$0
Total Sources of Funding	$1,960,813	$1,960,813	$0	$0	$0	$0	$0	$0
Total Estimated Costs	$2,059,053							
Total Unfunded	$98,241							
Total Est. Annual Operating Impact	$0							

District: 2
Status: Active
Phase: Administrative Close-Out

Funding Status: Partial
Actuals: $1,909,516
Encumbrances: $51,297

40-P-20-0742 South Grove Traffic Study - Construction								
40-B213601								
South Grove Traffic Calming Implementation								
Contribution from General Fund	$660,000	$660,000	$0	$0	$0	$0	$0	$0
Contribution from Special Revenue Fund	$250,000	$250,000	$0	$0	$0	$0	$0	$0
Total Sources of Funding	$910,000	$910,000	$0	$0	$0	$0	$0	$0
Total Estimated Costs	$910,000							
Total Unfunded	$0							
Total Est. Annual Operating Impact	$0							

District: 2
Status: Active
Phase: Construction

Funding Status: Fully Funded
Actuals: $468,236
Encumbrances: $438,991

Sources and Estimated Costs by Department

Resilience and Public Works

Project Information and Description	Prior Year Budget	Current Budget 2024-25	Future Budget Funding 2025-26	2026-27	2027-28	2028-29	2029-30

40-P-20-0449 Spot Drainage

40-B193805

District: 1

Status: Active

Phase: Construction

Flood/drainage improvements ncluding minor spot re-grading of swales and adjacent roadway, and minor drainage inlet and/or exfiltration trench installations

Parking Surcharge	$428,000	$428,000	$0	$0	$0	$0	$0	$0
Total Sources of Funding	$428,000	$428,000	$0	$0	$0	$0	$0	$0
Total Estimated Costs	$428,000							
Total Unfunded	$0							
Total Est. Annual Operating Impact	$0							

Funding Status: Fully Funded

Actuals: $369,306

Encumbrances: $0

40-P-20-0648 Spring Garden Traffic Calming Devices

40-B223601

District: 5

Status: Active

Phase: Design

Design and construction of three traffic calming devices (2 raised intersections and 1 speed hump) Restriping of northbound lane approach at another intersection

Contribution from General Fund	$270,000	$270,000	$0	$0	$0	$0	$0	$0
Total Sources of Funding	$270,000	$270,000	$0	$0	$0	$0	$0	$0
Total Estimated Costs	$1,299,202							
Total Unfunded	$1,029,202							
Total Est. Annual Operating Impact	$0							

Funding Status: Partial

Actuals: $142,025

Encumbrances: $43,246

40-P-00-0027 Stormwater Master Plan Update

40-B30632A

District: Citywide

Status: Active

Phase: Monitoring

To identify drainage basins and preliminary drainage improvements within the City of Miami limits. The plan may include but not limited to data collection and verification, hydrologic / hydraulics analysis of all the drainage basins, review of federal wa

Sources and Estimated Costs by Department

Resilience and Public Works

Project Information and Description		Prior Year Budget	Current Budget 2024-25	Future Budget Funding 2025-26	2026-27	2027-28	2028-29	2029-30
Contribution from General Fund	$1,984,000	$1,984,000	$0	$0	$0	$0	$0	$0
Florida Department of Environmental Protection	$1,125,000	$1,125,000	$0	$0	$0	$0	$0	$0
Stormwater Utility Trust Fund 2008	$2,503,186	$2,503,186	$0	$0	$0	$0	$0	$0
Total Sources of Funding	$5,612,186	$5,612,186	$0	$0	$0	$0	$0	$0
Total Estimated Costs	$5,516,963							
Total Unfunded	($95,223)							
Total Est. Annual Operating Impact	$0							

Funding Status: Fully Funded
Actuals: $5,313,835
Encumbrances: $195,378

40-P-20-0450 Supervisory Control and Data Acquisition System for Stormwater Pump Station
40-B203801

District: Citywide
Status: Active
Phase: Design

Purchase of the Supervisory Control and Data Acquisition (SCADA) System which will monitor storm pump stations in real time

Contribution from General Fund	$180,000	$180,000	$0	$0	$0	$0	$0	$0
Florida Department of Environmental Protection	$679,895	$679,895	$0	$0	$0	$0	$0	$0
Local Option Gas Tax	$26,179	$26,179	$0	$0	$0	$0	$0	$0
Stormwater Utility Trust Fund 2008	$510,529	$510,529	$0	$0	$0	$0	$0	$0
Total Sources of Funding	$1,396,603	$1,396,603	$0	$0	$0	$0	$0	$0
Total Estimated Costs	$1,396,603							
Total Unfunded	$0							
Total Est. Annual Operating Impact	$13,000							

Funding Status: Fully Funded
Actuals: $36,813
Encumbrances: $189,560

40-P-00-0040 SW 1 Avenue from SW 15 and SW 7 Street
40-B30833

District: 2
Status: Active
Phase: Construction

Curb replacement, ADA ramp improvements, milling & resurfacing, minor drainage

Sources and Estimated Costs by Department

Resilience and Public Works

Project Information and Description		Prior Year Budget	Current Budget 2024-25	Future Budget Funding 2025-26	2026-27	2027-28	2028-29	2029-30
Homeland Defense Bond Series 3	$13,509	$13,509	$0	$0	$0	$0	$0	$0
Local Option Gas Tax	$99,414	$99,414	$0	$0	$0	$0	$0	$0
Parking Surcharge	$705,973	$705,973	$0	$0	$0	$0	$0	$0
Transit Half-Cent Surtax	$435,940	$435,940	$0	$0	$0	$0	$0	$0
Total Sources of Funding	$1,254,835	$1,254,835	$0	$0	$0	$0	$0	$0
Total Estimated Costs	$1,145,180							
Total Unfunded	($109,655)							
Total Est. Annual Operating Impact	$0							

Funding Status: Fully Funded
Actuals: $1,241,808
Encumbrances: $11,729

40-P-00-0094 SW 12 Street from SW 16 and SW 17 Avenue
40-B50311

District: 3
Status: Active
Phase: Final Completion

Milling and resurfacing, drainage, miscellaneous sidewalk repairs, ADA compliance and striping.

Street Bonds - Series 2009	$40,823	$40,823	$0	$0	$0	$0	$0	$0
Street Bonds - Series 2018C	$203,302	$203,302	$0	$0	$0	$0	$0	$0
Transit Half-Cent Surtax	$43,000	$43,000	$0	$0	$0	$0	$0	$0
Total Sources of Funding	$287,125	$287,125	$0	$0	$0	$0	$0	$0
Total Estimated Costs	$287,125							
Total Unfunded	$0							
Total Est. Annual Operating Impact	$0							

Funding Status: Fully Funded
Actuals: $268,416
Encumbrances: $715

40-P-00-0098 SW 14 Terrace from SW 16 Avenue to SW 17 Avenue
40-B50316

District: 3
Status: Active
Phase: Final Completion

Milling and resurfacing, drainage, miscellaneous sidewalk repairs, ADA compliance and striping.

Local Option Gas Tax	$27,257	$27,257	$0	$0	$0	$0	$0	$0
Transit Half-Cent Surtax	$61,526	$61,526	$0	$0	$0	$0	$0	$0
Total Sources of Funding	$88,783	$88,783	$0	$0	$0	$0	$0	$0
Total Estimated Costs	$88,783							
Total Unfunded	$0							
Total Est. Annual Operating Impact	$0							

Funding Status: Fully Funded
Actuals: $81,981
Encumbrances: $2,701

Sources and Estimated Costs by Department

Resilience and Public Works

Project Information and Description		Prior Year Budget	Current Budget 2024-25	Future Budget Funding 2025-26	2026-27	2027-28	2028-29	2029-30
40-P-17-0146 SW 15 Road from SW 3 Avenue and SW 11 Street								
40-B173619								
Reconstruction of Roads , Drainage, Curb and Gutter, Landscaping, Sidewalk, ADA ramps								
Local Option Gas Tax	$50,000	$50,000	$0	$0	$0	$0	$0	$0
Local Option Gas Tax	$38,271	$38,271	$0	$0	$0	$0	$0	$0
Stormwater Utility Trust Fund 2008	$119,000	$119,000	$0	$0	$0	$0	$0	$0
Street Bonds - Series 2009	$2,619	$2,619	$0	$0	$0	$0	$0	$0
Street Bonds - Series 2018C	$2,051	$2,051	$0	$0	$0	$0	$0	$0
Transit Half-Cent Surtax	$242,865	$242,865	$0	$0	$0	$0	$0	$0
Total Sources of Funding	$454,806	$454,806	$0	$0	$0	$0	$0	$0
Total Estimated Costs	$1,920,725							
Total Unfunded	$1,465,919							
Total Est. Annual Operating Impact	$0							

District: 3
Status: Active
Phase: Design

Funding Status: Partial
Actuals: $264,302
Encumbrances: $76,158

40-P-17-0153 SW 15 Street from SW 12 Avenue to SW 13 Avenue								
40-B173630								
Milling and resurfacing, drainage improvements, replacement of damaged curb and gutter, sidewalks, driveway approaches, ADA Ramps, signing and pavement marking, utility coordination and permits.								
Transit Half-Cent Surtax	$377,449	$377,449	$0	$0	$0	$0	$0	$0
Total Sources of Funding	$377,449	$377,449	$0	$0	$0	$0	$0	$0
Total Estimated Costs	$377,449							
Total Unfunded	$0							
Total Est. Annual Operating Impact	$0							

District: 3
Status: Active
Phase: Administrative Close-Out

Funding Status: Fully Funded
Actuals: $351,962
Encumbrances: $16,980

40-P-00-0100 SW 15 Street from SW 13 Avenue to SW 14 Avenue

40-B50322

Milling and resurfacing, drainage, miscellaneous sidewalk repairs, ADA compliance and striping.

District: 3
Status: Active
Phase: Administrative Close-Out

Sources and Estimated Costs by Department

Resilience and Public Works

Project Information and Description		Prior Year Budget	Current Budget 2024-25	Future Budget Funding 2025-26	2026-27	2027-28	2028-29	2029-30
Transit Half-Cent Surtax	$51,000	$51,000	$0	$0	$0	$0	$0	$0
Total Sources of Funding	$51,000	$51,000	$0	$0	$0	$0	$0	$0
Total Estimated Costs	$51,000							
Total Unfunded	$0							
Total Est. Annual Operating Impact	$0							

Funding Status: Fully Funded
Actuals: $47,598
Encumbrances: $0

40-P-00-0095 SW 17 Street from SW 16 and SW 14 Avenue
40-B50312

District: 3
Status: Active
Phase: Final Completion

Milling and resurfacing, drainage, miscellaneous sidewalk repairs, ADA compliance and striping.

Stormwater Utility Trust Fund 2008	$35,883	$35,883	$0	$0	$0	$0	$0	$0
Transit Half-Cent Surtax	$52,445	$52,445	$0	$0	$0	$0	$0	$0
Total Sources of Funding	$88,328	$88,328	$0	$0	$0	$0	$0	$0
Total Estimated Costs	$88,328							
Total Unfunded	$0							
Total Est. Annual Operating Impact	$0							

Funding Status: Fully Funded
Actuals: $84,760
Encumbrances: $0

40-P-00-0096 SW 17 Street from SW 16 and SW 17 Avenue
40-B50312A

District: 3
Status: Active
Phase: Final Completion

SW 17 Street (16 Ave to 17 ave).Milling and resurfacing, minor drainage improvements, repair of sdwk and ADA issues.

Street Bonds - Series 2009	$26,489	$26,489	$0	$0	$0	$0	$0	$0
Street Bonds - Series 2018C	$234,597	$234,597	$0	$0	$0	$0	$0	$0
Transit Half-Cent Surtax	$16,470	$16,470	$0	$0	$0	$0	$0	$0
Transit Half-Cent Surtax	$31,781	$31,781	$0	$0	$0	$0	$0	$0
Total Sources of Funding	$309,338	$309,338	$0	$0	$0	$0	$0	$0
Total Estimated Costs	$309,338							
Total Unfunded	$0							
Total Est. Annual Operating Impact	$0							

Funding Status: Fully Funded
Actuals: $300,279
Encumbrances: $9,058

Sources and Estimated Costs by Department

Resilience and Public Works

Project Information and Description	Prior Year Budget	Current Budget 2024-25	Future Budget Funding 2025-26	2026-27	2027-28	2028-29	2029-30

40-P-00-0091 SW 18 Street from SW 12 Avenue to SW 13 Avenue

40-B50305

Milling and resurfacing, drainage, miscellaneous sidewalk repairs, ADA compliance and striping.

District: 3
Status: Active
Phase: Administrative Close-Out

Transit Half-Cent Surtax	$141,662	$141,662	$0	$0	$0	$0	$0	$0
Total Sources of Funding	$141,662	$141,662	$0	$0	$0	$0	$0	$0
Total Estimated Costs	$141,662							
Total Unfunded	$0							
Total Est. Annual Operating Impact	$0							

Funding Status: Fully Funded
Actuals: $141,534
Encumbrances: $0

40-P-00-0103 SW 22 Terrace from SW 27 Avenue to SW 32 Avenue

40-B50407

Funding Source 382009 General Fund SSL and 1297 Transit Half Cent.Repair of Swales, Rework of Swales, Swale Turf Blocks, Repair of Broken Sidewalks or Driveways, Repair of driveway approaches impacted by construction, ADA ramps as need, Drainage impro

District: 4
Status: Active
Phase: Final Completion

Contribution from General Fund-SSL	$4,038	$4,038	$0	$0	$0	$0	$0	$0
Parking Surcharge	$318,709	$318,709	$0	$0	$0	$0	$0	$0
Transit Half-Cent Surtax	$227,253	$227,253	$0	$0	$0	$0	$0	$0
Total Sources of Funding	$550,000	$550,000	$0	$0	$0	$0	$0	$0
Total Estimated Costs	$550,000							
Total Unfunded	$0							
Total Est. Annual Operating Impact	$0							

Funding Status: Fully Funded
Actuals: $545,145
Encumbrances: $2,300

40-P-00-0104 SW 22 Terrace from SW 32 Avenue to SW 37 Avenue -CDBG 91-03549

40-B50407A

Fund Source: 1051 CDBG, 1297 Transit Half Cent , 382009 General Fund SSL. Repair of Swales, Rework of Swales, Swale Turf Blocks, Repair of Broken Sidewalks or Driveways, Repair of driveway approaches impacted by construction, ADA ramps as need, Drain

District: 4
Status: Active
Phase: Final Completion

Sources and Estimated Costs by Department

Resilience and Public Works

Project Information and Description		Prior Year Budget	Current Budget 2024-25	Future Budget Funding 2025-26	2026-27	2027-28	2028-29	2029-30
Contribution from General Fund-SSL	$6,364	$6,364	$0	$0	$0	$0	$0	$0
Parking Surcharge	$31,135	$31,135	$0	$0	$0	$0	$0	$0
Transit Half-Cent Surtax	$240,582	$240,582	$0	$0	$0	$0	$0	$0
Total Sources of Funding	$278,082	$278,082	$0	$0	$0	$0	$0	$0
Total Estimated Costs	$278,082							
Total Unfunded	$0							
Total Est. Annual Operating Impact	$0							

Funding Status: Fully Funded
Actuals: $264,299
Encumbrances: $13,783

40-P-18-0186 SW 22 Terrace Traffic Calming
40-B183609

District: 3
Status: Active
Phase: Final Completion

Design and construction of two speed humps including milling and resurfacing of adjacent areas, sawcuts, pavement marking and signage. Ballot process is required.

Contribution from General Fund	$35,000	$35,000	$0	$0	$0	$0	$0	$0
Total Sources of Funding	$35,000	$35,000	$0	$0	$0	$0	$0	$0
Total Estimated Costs	$34,978							
Total Unfunded	($22)							
Total Est. Annual Operating Impact	$0							

Funding Status: Fully Funded
Actuals: $32,383
Encumbrances: $2,595

40-P-17-0151 SW 23 Avenue from SW 3 Street and SW 4 Street
40-B173626

District: 4
Status: Active
Phase: Administrative Close-Out

Drainage improvements, milling and resurfacing, new concrete curbs, performance sod , landscaping and pavement markings.

Transit Half-Cent Surtax	$123,184	$123,184	$0	$0	$0	$0	$0	$0
Total Sources of Funding	$123,184	$123,184	$0	$0	$0	$0	$0	$0
Total Estimated Costs	$128,690							
Total Unfunded	$5,505							
Total Est. Annual Operating Impact	$0							

Funding Status: Partial
Actuals: $123,034
Encumbrances: $150

Sources and Estimated Costs by Department

Resilience and Public Works

Project Information and Description	Prior Year Budget	Current Budget 2024-25	Future Budget Funding 2025-26	2026-27	2027-28	2028-29	2029-30

40-P-17-0160 SW 23 Street Roadway Improvements from SW 25 Avenue to SW 27 Avenue

40-B173650

District: 4

Status: Active

Phase: Administrative Close-Out

Reconstruction, Milling and Resurfacing and drainage improvements, curb & gutter replacement., sodding and pavement markings.

Contribution from General Fund-SSL	$181,189	$181,189	$0	$0	$0	$0	$0	$0
Transit Half-Cent Surtax	$113,185	$113,185	$0	$0	$0	$0	$0	$0
Total Sources of Funding	$294,374	$294,374	$0	$0	$0	$0	$0	$0
Total Estimated Costs	$299,173							
Total Unfunded	$4,799							
Total Est. Annual Operating Impact	$0							

Funding Status: Partial

Actuals: $293,937

Encumbrances: $437

40-P-00-0106 SW 23 Terrace from SW 27 Avenue to SW 32 Avenue

40-B50412

District: 4

Status: Active

Phase: Bidding

WASD (JPA) Project: Install 2,700 LF of 8-inch water main. Include new fire hydrants.New driveway, sidewalk, curbs, drainage system, milling and resurfacing, reconstruction, overbuild, pavement marking, swale regrading, sodding.

Contribution from General Fund	$108,360	$108,360	$0	$0	$0	$0	$0	$0
Contribution from General Fund-SSL	$42,177	$42,177	$0	$0	$0	$0	$0	$0
Contribution from Special Revenue Fund	$21,657	$21,657	$0	$0	$0	$0	$0	$0
Local Option Gas Tax	$11,232	$11,232	$0	$0	$0	$0	$0	$0
Local Option Gas Tax	$2,615	$2,615	$0	$0	$0	$0	$0	$0
Miami Forever Bond	$1,580,000	$1,580,000	$0	$0	$0	$0	$0	$0
Miami-Dade County WASD	$59,024	$59,024	$0	$0	$0	$0	$0	$0
Stormwater Utility Trust Fund	$7	$7	$0	$0	$0	$0	$0	$0
Street Bonds - Series 2009	$176	$176	$0	$0	$0	$0	$0	$0
Street Bonds - Series 2018C	$20,054	$20,054	$0	$0	$0	$0	$0	$0
Transit Half-Cent Surtax	$3,642	$3,642	$0	$0	$0	$0	$0	$0
Transit Half-Cent Surtax	$39,963	$39,963	$0	$0	$0	$0	$0	$0
Total Sources of Funding	$1,888,905	$1,888,905	$0	$0	$0	$0	$0	$0
Total Estimated Costs	$4,596,425							
Total Unfunded	$2,707,520							
Total Est. Annual Operating Impact	$0							

Funding Status: Partial

Actuals: $289,266

Encumbrances: $27,267

Sources and Estimated Costs by Department

Resilience and Public Works

Project Information and Description		Prior Year Budget	Current Budget 2024-25	Future Budget Funding 2025-26	2026-27	2027-28	2028-29	2029-30
40-P-20-0642 SW 24 Avenue and SW 21 Terrace - Drainage Improvements								
Construct drainage improvements and new sidewalk.								
No Funding Allocated	$0	$0	$0	$0	$0	$0	$0	$0
Total Sources of Funding	$0	$0	$0	$0	$0	$0	$0	$0
Total Estimated Costs	$522,506							
Total Unfunded	$522,506							
Total Est. Annual Operating Impact	$0							

District: 4
Status: Future Consideration
Phase: Planning

Funding Status: Unfunded
Actuals: $0
Encumbrances: $0

40-P-00-0108 SW 24 Street from SW 27 Avenue to SW 32 Avenue								
40-B50413								
WASD (JPA) Project: Install 1,700 LF of 8-inch water main. New fire hydrants are included.City Project : Driveways, sidewalk, curbs, drainage system, milling and resurfacing, reconstruction, overbuild, pavement marking, swale re-grading and sodding.								
Contribution from General Fund	$560,286	$560,286	$0	$0	$0	$0	$0	$0
Contribution from General Fund-SSL	$34,946	$34,946	$0	$0	$0	$0	$0	$0
Contribution from Special Revenue Fund	$280,447	$280,447	$0	$0	$0	$0	$0	$0
Florida Department of Environmental Protection	$1,500,000	$1,500,000	$0	$0	$0	$0	$0	$0
Local Option Gas Tax	$5,737	$5,737	$0	$0	$0	$0	$0	$0
Local Option Gas Tax	$58,391	$58,391	$0	$0	$0	$0	$0	$0
Miami Forever Bond	$560,000	$560,000	$0	$0	$0	$0	$0	$0
Miami Forever Bond	$970,000	$970,000	$0	$0	$0	$0	$0	$0
Miami-Dade County	$487,579	$487,579	$0	$0	$0	$0	$0	$0
Miami-Dade County General Obligation Bond	$542,598	$542,598	$0	$0	$0	$0	$0	$0
Miami-Dade County WASD	$38,280	$38,280	$0	$0	$0	$0	$0	$0
Transit Half-Cent Surtax	$455,099	$455,099	$0	$0	$0	$0	$0	$0
Total Sources of Funding	$5,493,364	$5,493,364	$0	$0	$0	$0	$0	$0
Total Estimated Costs	$7,957,324							
Total Unfunded	$2,463,960							
Total Est. Annual Operating Impact	$0							

District: 4
Status: Active
Phase: Construction

Funding Status: Partial
Actuals: $406,699
Encumbrances: $4,269,557

Sources and Estimated Costs by Department

Resilience and Public Works

Project Information and Description		Prior Year Budget	Current Budget 2024-25	Future Budget Funding 2025-26	2026-27	2027-28	2028-29	2029-30
40-P-00-0109 SW 24 Terrace from SW 27 Avenue to SW 32 Avenue 40-B50414 *WASD (JPA) Project: Install 2,600 LF of 8 -inch water main. New fire hydrants are included.City Project: Driveways, sidewalk, curbs, drainage system, milling and resurfacing, reconstruction, overbuild, pavement marking, swale re-grading and sodding.*								
American Rescue Plan Act	$1,250,000	$1,250,000	$0	$0	$0	$0	$0	$0
Contribution from General Fund	$345,578	$345,578	$0	$0	$0	$0	$0	$0
Contribution from General Fund-SSL	$8,600	$8,600	$0	$0	$0	$0	$0	$0
Miami-Dade County	$867,027	$867,027	$0	$0	$0	$0	$0	$0
Miami-Dade County General Obligation Bond	$2,169,867	$2,169,867	$0	$0	$0	$0	$0	$0
Miami-Dade County WASD	$57,123	$57,123	$0	$0	$0	$0	$0	$0
Transit Half-Cent Surtax	$64,107	$64,107	$0	$0	$0	$0	$0	$0
Total Sources of Funding	$4,762,302	$4,762,302	$0	$0	$0	$0	$0	$0
Total Estimated Costs	$4,762,302							
Total Unfunded	$0							
Total Est. Annual Operating Impact	$0							

District: 4
Status: Active
Phase: Final Completion

Funding Status: Partial
Actuals: $4,250,562
Encumbrances: $199,090

40-P-17-0162 SW 25 Avenue Roadway Improvements from SW 25 Terrace to SW 26 Street 40-B173652 *Reconstruction, Milling and Resurfacing and drainage improvements, curb & gutter replacement., sodding and pavement markings.*								
Contribution from General Fund-SSL	$270,835	$270,835	$0	$0	$0	$0	$0	$0
Transit Half-Cent Surtax	$140,534	$140,534	$0	$0	$0	$0	$0	$0
Total Sources of Funding	$411,370	$411,370	$0	$0	$0	$0	$0	$0
Total Estimated Costs	$411,370							
Total Unfunded	$0							
Total Est. Annual Operating Impact	$0							

District: 4
Status: Active
Phase: Final Completion

Funding Status: Fully Funded
Actuals: $402,131
Encumbrances: $9,238

40-P-00-0111 SW 25 Street from SW 27 Avenue to SW 32 Avenue
40-B50421
WASD (JPA) Project: Install 2,850 LF of 8- inch water main. New fire hydrants are included.City Project: Driveways, sidewalk, curbs, drainage system, milling and resurfacing, reconstruction, overbuild, pavement marking, swale re-grading and sodding.

District: 4
Status: Active
Phase: Final Completion

Sources and Estimated Costs by Department

Resilience and Public Works

Project Information and Description		Prior Year Budget	Current Budget 2024-25	Future Budget Funding 2025-26	2026-27	2027-28	2028-29	2029-30
American Rescue Plan Act	$1,250,000	$1,250,000	$0	$0	$0	$0	$0	$0
Contribution from General Fund	$3,223	$3,223	$0	$0	$0	$0	$0	$0
Contribution from General Fund-SSL	$179,588	$179,588	$0	$0	$0	$0	$0	$0
Miami-Dade County	$845,198	$845,198	$0	$0	$0	$0	$0	$0
Miami-Dade County General Obligation Bond	$1,187,193	$1,187,193	$0	$0	$0	$0	$0	$0
Miami-Dade County WASD	$62,792	$62,792	$0	$0	$0	$0	$0	$0
Parking Surcharge	$682,680	$682,680	$0	$0	$0	$0	$0	$0
Stormwater Utility Trust Fund 2008	$234,352	$234,352	$0	$0	$0	$0	$0	$0
Street Bonds - Series 2009	$17,828	$17,828	$0	$0	$0	$0	$0	$0
Street Bonds - Series 2018C	$35,238	$35,238	$0	$0	$0	$0	$0	$0
Transit Half-Cent Surtax	$355,044	$355,044	$0	$0	$0	$0	$0	$0
Total Sources of Funding	$4,853,136	$4,853,136	$0	$0	$0	$0	$0	$0
Total Estimated Costs	$4,853,136							
Total Unfunded	$0							
Total Est. Annual Operating Impact	$0							

Funding Status: Fully Funded
Actuals: $4,466,108
Encumbrances: $282,951

40-P-17-0148 SW 28 Road from SW 3 to SW 4 Avenue

40-B173620

District: 3
Status: Active
Phase: Administrative Close-Out

The scope of our work will be per your email dated March 3, 2017 (enclosed), including clearing andgrubbing, grading, milling and resurfacing, local drainage improvements (via the removal of existing slab covered trench), sidewalk and driveway approach r

Transit Half-Cent Surtax	$221,942	$221,942	$0	$0	$0	$0	$0	$0
Total Sources of Funding	$221,942	$221,942	$0	$0	$0	$0	$0	$0
Total Estimated Costs	$271,600							
Total Unfunded	$49,658							
Total Est. Annual Operating Impact	$0							

Funding Status: Partial
Actuals: $217,849
Encumbrances: $4,093

40-P-00-0048 SW 30 Court from SW 12 Street to SW 13 Street

40-B30969

District: 4
Status: Active
Phase: Administrative Close-Out

Drainage improvements, milling and resurfacing,, driveways approaches, sodding, and pavement markings.

Sources and Estimated Costs by Department

Resilience and Public Works

Project Information and Description		Prior Year Budget	Current Budget 2024-25	Future Budget Funding 2025-26	2026-27	2027-28	2028-29	2029-30
Stormwater Utility Trust Fund 2008	$189,901	$189,901	$0	$0	$0	$0	$0	$0
Transit Half-Cent Surtax	$65,055	$65,055	$0	$0	$0	$0	$0	$0
Total Sources of Funding	$254,956	$254,956	$0	$0	$0	$0	$0	$0
Total Estimated Costs	$263,115							
Total Unfunded	$8,159							
Total Est. Annual Operating Impact	$0							

Funding Status: Partial
Actuals: $248,159
Encumbrances: $6,797

40-P-23-0003 SW 49th Ave from SW 8th St. to W Flagler St.
40-B233801
Drainage and right of way improvement

District: 4
Status: Active
Phase: Construction

Miami Forever Bond	$850,000	$850,000	$0	$0	$0	$0	$0	$0
Miami Forever Bond	$375,000	$375,000	$0	$0	$0	$0	$0	$0
Total Sources of Funding	$1,225,000	$1,225,000	$0	$0	$0	$0	$0	$0
Total Estimated Costs	$1,225,000							
Total Unfunded	$0							
Total Est. Annual Operating Impact	$0							

Funding Status: Fully Funded
Actuals: $1,225,000
Encumbrances: $0

40-P-00-0092 SW 5 Avenue and SW 21 Road to SW 4 Avenue and SW 22 Road
40-B50308
Swale and Street repairs and restoration that include but not limited to M&R, swales, C&G and Sidewalk Repairs, localized drainage, desilting and traffic markings.

District: 3
Status: Active
Phase: Final Completion

Local Option Gas Tax	$108,895	$108,895	$0	$0	$0	$0	$0	$0
Stormwater Utility Trust Fund 2008	$70,000	$70,000	$0	$0	$0	$0	$0	$0
Transit Half-Cent Surtax	$10,500	$10,500	$0	$0	$0	$0	$0	$0
Total Sources of Funding	$189,395	$189,395	$0	$0	$0	$0	$0	$0
Total Estimated Costs	$189,395							
Total Unfunded	$0							
Total Est. Annual Operating Impact	$0							

Funding Status: Fully Funded
Actuals: $180,495
Encumbrances: $0

Sources and Estimated Costs by Department

Resilience and Public Works

Project Information and Description		Prior Year Budget	Current Budget 2024-25	Future Budget Funding 2025-26	2026-27	2027-28	2028-29	2029-30
40-P-00-0047 40-B30966	SW 5 Street from SW 27 Avenue and SW 28 Avenue - Roadway Improvements							
WASD - JPA Project.: Install 705 FT of 8-inch water main along SW 5th Street.City Project : Milling and Resurfacing, new drainage system combined with existing drainage system to collect runofff, overbuilt or reconstruction to shed stormwater runoff towa								
Contribution from General Fund	$56,192	$56,192	$0	$0	$0	$0	$0	$0
Miami-Dade County WASD	$39,411	$39,411	$0	$0	$0	$0	$0	$0
Miami-Dade County WASD	$198,970	$198,970	$0	$0	$0	$0	$0	$0
Street Bonds - Series 2009	$28,700	$28,700	$0	$0	$0	$0	$0	$0
Street Bonds - Series 2018C	$17,130	$17,130	$0	$0	$0	$0	$0	$0
Transit Half-Cent Surtax	$8,491	$8,491	$0	$0	$0	$0	$0	$0
Transit Half-Cent Surtax	$246,960	$246,960	$0	$0	$0	$0	$0	$0
Total Sources of Funding	$595,853	$595,853	$0	$0	$0	$0	$0	$0
Total Estimated Costs	$555,853							
Total Unfunded	($40,000)							
Total Est. Annual Operating Impact	$0							

District: 3
Status: Active
Phase: Final Completion

Funding Status: Fully Funded
Actuals: $451,580
Encumbrances: $102,304

40-P-20-0270 40-B203610	SW 5 Street from SW 29 Avenue to SW 32 Avenue - Reconstruction							
Roadway improvements of Coral Nook East-West on 31st Avenue from SW 4 Street to SW 5 Street; Design Only								
Contribution from General Fund	$251,980	$251,980	$0	$0	$0	$0	$0	$0
Contribution from General Fund-SSL	$150,000	$150,000	$0	$0	$0	$0	$0	$0
Contribution from Special Revenue Fund	$250,000	$250,000	$0	$0	$0	$0	$0	$0
Local Option Gas Tax	$34,640	$34,640	$0	$0	$0	$0	$0	$0
Local Option Gas Tax	$76,851	$76,851	$0	$0	$0	$0	$0	$0
Stormwater Utility Trust Fund 2008	$33,408	$33,408	$0	$0	$0	$0	$0	$0
Transit Half-Cent Surtax	$1,787,500	$1,787,500	$0	$0	$0	$0	$0	$0
Total Sources of Funding	$2,584,378	$2,584,378	$0	$0	$0	$0	$0	$0
Total Estimated Costs	$2,584,378							
Total Unfunded	$0							
Total Est. Annual Operating Impact	$0							

District: 4
Status: Active
Phase: Dry-Run/Permit

Funding Status: Fully Funded
Actuals: $298,292
Encumbrances: $64,607

Sources and Estimated Costs by Department

Resilience and Public Works

Project Information and Description	Prior Year Budget	Current Budget 2024-25	Future Budget Funding 2025-26	2026-27	2027-28	2028-29	2029-30

40-P-23-0002 SW 56 Ave from SW 8th St. to W Flagler St.
40-B233800

District: 4
Status: Adopted
Phase: Planning

Roadway Improvements at SW 56 Ave from SW 8th St. to W Flagler St.

Miami Forever Bond	$975,000	$975,000	$0	$0	$0	$0	$0	$0
Total Sources of Funding	$975,000	$975,000	$0	$0	$0	$0	$0	$0
Total Estimated Costs	$975,000							
Total Unfunded	$0							
Total Est. Annual Operating Impact	$0							

Funding Status: Fully Funded
Actuals: $974,987
Encumbrances: $0

40-P-20-0483 SW 6 Street from SW 24 Avenue to Beacom Boulevard
40-B173646

District: 3
Status: Adopted
Phase: Planning

Roadway reconstruction, overbuild, milling and resurfacing, draianage, soding, sidewalk, driveway approach, curb and gutter, pavement marking and signage, ADA improvements where required.

Contribution from General Fund	$385,521	$385,521	$0	$0	$0	$0	$0	$0
Total Sources of Funding	$385,521	$385,521	$0	$0	$0	$0	$0	$0
Total Estimated Costs	$385,521							
Total Unfunded	$0							
Total Est. Annual Operating Impact	$0							

Funding Status: Fully Funded
Actuals: $55,758
Encumbrances: $0

40-P-00-0093 SW 9 Avenue from SW 23 to SW 22 Road
40-B50309

District: 3
Status: Active
Phase: Construction

Curb and gutter repairs, milling and resurfacing, localized drainage and sidewalk repairs.

Sources and Estimated Costs by Department

Resilience and Public Works

Project Information and Description		Prior Year Budget	Current Budget 2024-25	Future Budget Funding 2025-26	2026-27	2027-28	2028-29	2029-30
Contribution from General Fund	$24,213	$24,213	$0	$0	$0	$0	$0	$0
Local Option Gas Tax	$97,000	$97,000	$0	$0	$0	$0	$0	$0
Local Option Gas Tax	$5,472	$5,472	$0	$0	$0	$0	$0	$0
Stormwater Utility Trust Fund 2008	$93,000	$93,000	$0	$0	$0	$0	$0	$0
Street Bonds - Series 2018C	$6,051	$6,051	$0	$0	$0	$0	$0	$0
Transit Half-Cent Surtax	$1,070	$1,070	$0	$0	$0	$0	$0	$0
Transit Half-Cent Surtax	$150,615	$150,615	$0	$0	$0	$0	$0	$0
Total Sources of Funding	$377,421	$377,421	$0	$0	$0	$0	$0	$0
Total Estimated Costs	$785,448							
Total Unfunded	$408,027							
Total Est. Annual Operating Impact	$0							

Funding Status: Partial
Actuals: $64,415
Encumbrances: $16,400

40-P-23-0068 SW Wynwood Flood Improvements-NW 3rd Ave to NW 5 Pl, NW 16th St. to NW 28 St Pump Station (D-5)
40-B233814

District: 5
Status: Active
Phase: Planning

Flooding and Right-of-way improvements including Force Main, Injection Wells, Pump Stations, Roadway and Drainage construction.

CDBG Mitigation Program - DEO	$19,859,977	$19,859,977	$0	$0	$0	$0	$0	$0
Miami Forever Bond	$5,072,000	$5,072,000	$0	$0	$0	$0	$0	$0
Total Sources of Funding	$24,931,977	$24,931,977	$0	$0	$0	$0	$0	$0
Total Estimated Costs	$31,698,773							
Total Unfunded	$6,766,796							
Total Est. Annual Operating Impact	$0							

Funding Status: Partial
Actuals: $12,522
Encumbrances: $0

40-P-20-0276 Swannanoa Mini Park - Right of Way Improvements
40-B203519

District: 3
Status: Active
Phase: Design

Design of right of way improvements to include milling and resurfacing within intersection limits, roadway reconstruction of areas impacted by drainage installation work, curb and gutter installation, and ADA ramps.

Sources and Estimated Costs by Department

Resilience and Public Works

Project Information and Description		Prior Year Budget	Current Budget 2024-25	Future Budget Funding 2025-26	2026-27	2027-28	2028-29	2029-30
Contribution from General Fund	$50,000	$50,000	$0	$0	$0	$0	$0	$0
Contribution from General Fund-SSL	$5,000	$5,000	$0	$0	$0	$0	$0	$0
Local Option Gas Tax	$14,071	$14,071	$0	$0	$0	$0	$0	$0
Parking Surcharge	$4,132	$4,132	$0	$0	$0	$0	$0	$0
Stormwater Utility Trust Fund 2008	$18,782	$18,782	$0	$0	$0	$0	$0	$0
Street Bonds - Series 2018C	$11,098	$11,098	$0	$0	$0	$0	$0	$0
Transit Half-Cent Surtax	$4,184	$4,184	$0	$0	$0	$0	$0	$0
Transit Half-Cent Surtax	$2,401	$2,401	$0	$0	$0	$0	$0	$0
Total Sources of Funding	$109,669	$109,669	$0	$0	$0	$0	$0	$0
Total Estimated Costs	$1,812,216							
Total Unfunded	$1,702,547							
Total Est. Annual Operating Impact	$0							

Funding Status: Partial
Actuals: $89,151
Encumbrances: $13,242

40-P-23-0087 Tamiami Blvd Roadway Drainage Improvements
40-B243600

District: 4
Status: Active
Phase: A/E Selection

Right-of-Way Improvements along three adjacent City-owned roads that include: Tamiami Boulevard, SW 71st Avenue and SW 3rd Street.

Florida Department of Transportation	$1,000,000	$1,000,000	$0	$0	$0	$0	$0	$0
Miami Forever Bond	$2,000,000	$2,000,000	$0	$0	$0	$0	$0	$0
Total Sources of Funding	$3,000,000	$3,000,000	$0	$0	$0	$0	$0	$0
Total Estimated Costs	$7,215,420							
Total Unfunded	$4,215,420							
Total Est. Annual Operating Impact	$0							

Funding Status: Partial
Actuals: $37,135
Encumbrances: $0

40-P-20-0490 Temporary Platform for NE Connector
40-B193600

District: 5
Status: Adopted
Phase: Planning

City match for the construction of a temporary platform at NE 2 Avenue and NE 38 Street

Sources and Estimated Costs by Department

Resilience and Public Works

Project Information and Description		Prior Year Budget	Current Budget 2024-25	Future Budget Funding 2025-26	2026-27	2027-28	2028-29	2029-30
Parking Surcharge	$702,000	$702,000	$0	$0	$0	$0	$0	$0
Total Sources of Funding	$702,000	$702,000	$0	$0	$0	$0	$0	$0
Total Estimated Costs	$702,000							
Total Unfunded	$0							
Total Est. Annual Operating Impact	$0							

Funding Status: Fully Funded
Actuals: $0
Encumbrances: $0

40-P-19-0219 The Roads Neighborhood - Traffic Calming
40-B193619

District: 3
Status: Active
Phase: Construction

Installation of traffic calming devices at approximately 5 locations

Contribution from General Fund	$34,607	$34,607	$0	$0	$0	$0	$0	$0
Impact Fees	$128,933	$128,933	$0	$0	$0	$0	$0	$0
Local Option Gas Tax	$74,196	$74,196	$0	$0	$0	$0	$0	$0
Transit Half-Cent Surtax	$100,382	$100,382	$0	$0	$0	$0	$0	$0
Total Sources of Funding	$338,118	$338,118	$0	$0	$0	$0	$0	$0
Total Estimated Costs	$338,118							
Total Unfunded	$0							
Total Est. Annual Operating Impact	$0							

Funding Status: Fully Funded
Actuals: $239,457
Encumbrances: $72,845

40-P-20-0645 The Roads Neighborhood - Traffic Calming Phase II

District: 3
Status: Future Consideration
Phase: Planning

Design and construction of traffic calming devices

No Funding Allocated	$0	$0	$0	$0	$0	$0	$0	$0
Total Sources of Funding	$0	$0	$0	$0	$0	$0	$0	$0
Total Estimated Costs	$400,400							
Total Unfunded	$400,400							
Total Est. Annual Operating Impact	$0							

Funding Status: Unfunded
Actuals: $0
Encumbrances: $0

Sources and Estimated Costs by Department

Resilience and Public Works

Project Information and Description	Prior Year Budget	Current Budget 2024-25	Future Budget Funding 2025-26	2026-27	2027-28	2028-29	2029-30

40-P-20-0702 Traffic Calming Device - Belle Meade Mainland

District: Citywide
Status: Future Consideration
Phase: Planning

Construct Traffic Calming Device - Belle Meade Mainland - 1 Location

No Funding Allocated	$0	$0	$0	$0	$0	$0	$0	$0
Total Sources of Funding	$0	$0	$0	$0	$0	$0	$0	$0
Total Estimated Costs	$300,000							
Total Unfunded	$300,000							
Total Est. Annual Operating Impact	$0							

Funding Status: Unfunded
Actuals: $0
Encumbrances: $0

40-P-00-0266 Traffic Calming Device at Intersection of SW 32 Avenue and SW 5 Street
40-B50505

District: 4
Status: Active
Phase: Final Completion

Add traffic calming, ADA, Landscape, Drainage, S&P markings and improve safety near school.

Contribution from General Fund	$599,752	$599,752	$0	$0	$0	$0	$0	$0
Contribution from General Fund-SSL	$372,149	$372,149	$0	$0	$0	$0	$0	$0
Miami-Dade County General Obligation Bond	$170,000	$170,000	$0	$0	$0	$0	$0	$0
Parking Surcharge	$4,685	$4,685	$0	$0	$0	$0	$0	$0
Stormwater Utility Trust Fund 2008	$30,000	$30,000	$0	$0	$0	$0	$0	$0
Transit Half-Cent Surtax	$42,639	$42,639	$0	$0	$0	$0	$0	$0
Total Sources of Funding	$1,219,225	$1,219,225	$0	$0	$0	$0	$0	$0
Total Estimated Costs	$1,189,225							
Total Unfunded	($30,000)							
Total Est. Annual Operating Impact	$0							

Funding Status: Fully Funded
Actuals: $1,077,653
Encumbrances: $24

40-P-24-0025 Traffic Calming Devices along NW 15 Avenue between NW 7 Street and NW 9 Street
40-B243607

District: 1
Status: Adopted
Phase: Planning

Design and construction of three speed tables along NW 15 Avenue located south of NW 8th Street, south of NW 8th Terrace and north of NW 9th Street

Sources and Estimated Costs by Department

Resilience and Public Works

Project Information and Description		Prior Year Budget	Current Budget 2024-25	Future Budget Funding 2025-26	2026-27	2027-28	2028-29	2029-30
Transit Half-Cent Surtax	$32,272	$32,272	$0	$0	$0	$0	$0	$0
Total Sources of Funding	$32,272	$32,272	$0	$0	$0	$0	$0	$0
Total Estimated Costs	$875,000							
Total Unfunded	$842,728							
Total Est. Annual Operating Impact	$0							

Funding Status: Partial
Actuals: $0
Encumbrances: $0

40-P-22-0035 Traffic Calming Devices at SW 25 Ave
40-B50503
Traffic Calming Devices at SW 25 Ave

District: 4
Status: Active
Phase: Administrative Close-Out

Contribution from General Fund-SSL	$22,303	$22,303	$0	$0	$0	$0	$0	$0
Transit Half-Cent Surtax	$7,218	$7,218	$0	$0	$0	$0	$0	$0
Total Sources of Funding	$29,521	$29,521	$0	$0	$0	$0	$0	$0
Total Estimated Costs	$33,964							
Total Unfunded	$4,443							
Total Est. Annual Operating Impact	$0							

Funding Status: Partial
Actuals: $29,521
Encumbrances: $0

40-P-20-0624 Traffic Circle at North Bayshore
40-B203614
*Design Traffic Circle ** Project to be funded by OMNI CRA ***

District: 2
Status: Active
Phase: Design

OMNI CRA Contribution	$2,112,000	$2,112,000	$0	$0	$0	$0	$0	$0
Total Sources of Funding	$2,112,000	$2,112,000	$0	$0	$0	$0	$0	$0
Total Estimated Costs	$2,594,779							
Total Unfunded	$482,779							
Total Est. Annual Operating Impact	$0							

Funding Status: Partial
Actuals: $95,781
Encumbrances: $188,499

Sources and Estimated Costs by Department

Resilience and Public Works

Project Information and Description	Prior Year Budget	Current Budget 2024-25	Future Budget Funding 2025-26	2026-27	2027-28	2028-29	2029-30

40-P-20-0466 Transportation Program Support Serv. - Transit Professional

40-B30645A

As part of the Transportation Program Support Services (TPSS) contract, transit related services will be provided on an as-needed basis.

District: Citywide
Status: Adopted
Phase: Planning

Downtown Development Authority	$25,000	$25,000	$0	$0	$0	$0	$0	$0
Transit Half-Cent Surtax	$588	$588	$0	$0	$0	$0	$0	$0
Transit Half-Cent Surtax	$392,489	$392,489	$0	$0	$0	$0	$0	$0
Total Sources of Funding	$418,077	$418,077	$0	$0	$0	$0	$0	$0
Total Estimated Costs	$418,077							
Total Unfunded	$0							
Total Est. Annual Operating Impact	$0							

Funding Status: Partial
Actuals: $413,572
Encumbrances: $0

40-P-20-0451 Transportation Program Support Services - Transit Professional

40-B70246

As part of the Transportation Program Support Services (TPSS) contract, transit related services will be provided on an as-needed basis

District: 5
Status: Active
Phase: Planning

Miami-Dade Transportation Planning Organization	$50,000	$50,000	$0	$0	$0	$0	$0	$0
Transit Half-Cent Surtax	$51,200	$51,200	$0	$0	$0	$0	$0	$0
Transit Half-Cent Surtax	$781,851	$781,851	$0	$0	$0	$0	$0	$0
Total Sources of Funding	$883,051	$883,051	$0	$0	$0	$0	$0	$0
Total Estimated Costs	$3,000,000							
Total Unfunded	$2,116,949							
Total Est. Annual Operating Impact	$0							

Funding Status: Partial
Actuals: $753,817
Encumbrances: $48,169

40-P-20-0452 Transportation Program Support Services - Transportation

40-B70245

Professional services on an as-needed basis which will include development of a Transportation Plan and traffic studies

District: Citywide
Status: Active
Phase: Planning

Sources and Estimated Costs by Department

Resilience and Public Works

Project Information and Description		Prior Year Budget	Current Budget 2024-25	Future Budget Funding 2025-26	2026-27	2027-28	2028-29	2029-30
Transit Half-Cent Surtax	$15,353	$15,353	$0	$0	$0	$0	$0	$0
Transit Half-Cent Surtax	$2,809,605	$2,809,605	$0	$0	$0	$0	$0	$0
Total Sources of Funding	$2,824,958	$2,824,958	$0	$0	$0	$0	$0	$0
Total Estimated Costs	$3,624,958							
Total Unfunded	$800,000							
Total Est. Annual Operating Impact	$0							

Funding Status: Partial
Actuals: $2,577,008
Encumbrances: $134,204

40-P-20-0467 Transportation Program Support Services - Transportation
40-B30645B

District: Citywide
Status: Adopted
Phase: Planning

As part of the Transportation Program Support Services (TPSS) contract, transportation related professional services will be provided on an as-needed basis, including development of a

Transit Half-Cent Surtax	$881,042	$881,042	$0	$0	$0	$0	$0	$0
Total Sources of Funding	$881,042	$881,042	$0	$0	$0	$0	$0	$0
Total Estimated Costs	$881,042							
Total Unfunded	$0							
Total Est. Annual Operating Impact	$0							

Funding Status: Fully Funded
Actuals: $861,615
Encumbrances: $0

50-P-24-0002 Trolley Master Plan
40-B243991

District: Citywide
Status: Adopted
Phase: Planning

Develop masterplan including Outreach, Trolley System Analysis, Service Standards, Performance Measures, Route Recommendations, Develop Project Phasing Plan, Final Report and Executive Summary, Transportation Element Update.

Contribution from General Fund	$300,000	$300,000	$0	$0	$0	$0	$0	$0
Total Sources of Funding	$300,000	$300,000	$0	$0	$0	$0	$0	$0
Total Estimated Costs	$300,000							
Total Unfunded	$0							
Total Est. Annual Operating Impact	$0							

Funding Status: Fully Funded
Actuals: $0
Encumbrances: $0

Sources and Estimated Costs by Department

Resilience and Public Works

Project Information and Description		Prior Year Budget	Current Budget 2024-25	Future Budget Funding 2025-26	2026-27	2027-28	2028-29	2029-30

40-P-20-0454 Trolley Route Signage - Citywide

40-B193991

Purchase and Installation of Trolley Route Signs throughout the City

District: Citywide
Status: Active
Phase: Planning

Transit Half-Cent Surtax	$498,844	$498,844	$0	$0	$0	$0	$0	$0
Total Sources of Funding	$498,844	$498,844	$0	$0	$0	$0	$0	$0
Total Estimated Costs	$498,844							
Total Unfunded	$0							
Total Est. Annual Operating Impact	$0							

Funding Status: Fully Funded
Actuals: $381,897
Encumbrances: $3,000

40-P-19-0222 Very Poor Condition Roads - Outside Priority Drainage Basins - Phase I

40-B193622

Reconstruct 3.7 miles of roads in the Very Poor category that fall outside of the priority drainage basins, as outlined in the Bond Tranche 1 back up documentation.

District: Citywide
Status: Active
Phase: Construction

Contribution from General Fund	$452,746	$452,746	$0	$0	$0	$0	$0	$0
Local Option Gas Tax	$26,227	$26,227	$0	$0	$0	$0	$0	$0
Miami Forever Bond	$7,590,182	$7,590,182	$0	$0	$0	$0	$0	$0
Total Sources of Funding	$8,069,155	$8,069,155	$0	$0	$0	$0	$0	$0
Total Estimated Costs	$8,067,667							
Total Unfunded	($1,488)							
Total Est. Annual Operating Impact	$0							

Funding Status: Fully Funded
Actuals: $4,057,462
Encumbrances: $2,834,098

40-P-00-0114 Wagner Creek - Seybold Canal Dredging

40-B50643

Dredging and environmental clean-up along Wagner Creek and Seybold Canal.

District: 1
Status: Active
Phase: Monitoring

Sources and Estimated Costs by Department

Resilience and Public Works

Project Information and Description		Prior Year Budget	Current Budget 2024-25	Future Budget Funding 2025-26	2026-27	2027-28	2028-29	2029-30
Contribution from Other Governments	$34,310	$34,310	$0	$0	$0	$0	$0	$0
Florida Department of Environmental Protection	$450,000	$450,000	$0	$0	$0	$0	$0	$0
Florida Department of Environmental Protection	$22,413,800	$22,413,800	$0	$0	$0	$0	$0	$0
Florida Inland Navigation District	$700,000	$700,000	$0	$0	$0	$0	$0	$0
Florida Inland Navigation District	$1,200,000	$1,200,000	$0	$0	$0	$0	$0	$0
Florida Inland Navigation District	$1,000,000	$1,000,000	$0	$0	$0	$0	$0	$0
Storm Sewer-Non Bond Revenues	$617,481	$617,481	$0	$0	$0	$0	$0	$0
Stormwater Utility Trust Fund	$2,534,159	$2,534,159	$0	$0	$0	$0	$0	$0
Stormwater Utility Trust Fund 2008	$1,630,297	$1,630,297	$0	$0	$0	$0	$0	$0
Total Sources of Funding	$30,580,047	$30,580,047	$0	$0	$0	$0	$0	$0
Total Estimated Costs	$30,580,047							
Total Unfunded	$0							
Total Est. Annual Operating Impact	$0							

Funding Status: Fully Funded
Actuals: $29,284,155
Encumbrances: $5,015

40-P-23-0090 Wagner Creek Embankment NW 15 Ave between NW 20 St and NW 19 Terrace
40-B243800

District: 1
Status: Active
Phase: Planning

Wagner Creek Embankment Stabilization at NW 15 Ave between NW 20 St and NW 19 Terrace

Citywide Landscape	$33	$33	$0	$0	$0	$0	$0	$0
Contribution from General Fund	$13,621	$13,621	$0	$0	$0	$0	$0	$0
Contribution from Special Revenue Fund	$400,000	$400,000	$0	$0	$0	$0	$0	$0
Transit Half-Cent Surtax	$46	$46	$0	$0	$0	$0	$0	$0
Total Sources of Funding	$413,700	$413,700	$0	$0	$0	$0	$0	$0
Total Estimated Costs	$2,500,000							
Total Unfunded	$2,086,300							
Total Est. Annual Operating Impact	$0							

Funding Status: Partial
Actuals: $3,058
Encumbrances: $0

40-P-24-0026 West Grapeland Traffic Calming
40-B243608

District: 1
Status: Adopted
Phase: Planning

Speed tables along NW 41st ave between NW 7th St & NW 9th St; NW 40th ave between NW 7th St & NW 9th St; NW 39th Ct between NW 7th St & NW 9th St; Traffic Circle @NW 40th Ave & NW 9th St; @NW 39th Ct & NW 9th St

Sources and Estimated Costs by Department

Resilience and Public Works

Project Information and Description		Prior Year Budget	Current Budget 2024-25	Future Budget Funding 2025-26	2026-27	2027-28	2028-29	2029-30
Contribution from General Fund	$230,624	$230,624	$0	$0	$0	$0	$0	$0
Contribution from Special Revenue Fund	$66,342	$66,342	$0	$0	$0	$0	$0	$0
Total Sources of Funding	$296,966	$296,966	$0	$0	$0	$0	$0	$0
Total Estimated Costs	$1,300,000							
Total Unfunded	$1,003,034							
Total Est. Annual Operating Impact	$0							

Funding Status: Partial
Actuals: $0
Encumbrances: $0

40-P-18-0187 West Grove Roadway Improvements

40-B183610

District: 2
Status: Active
Phase: Design

Reconstruction of road and drainage improvements, milling and resurfacing, ADA ramp upgrades, sidewalk and driveway approach, pavement markings restoration and landscaping, curb and gutter installation. Includes lighting and possible environmental remedia

Contribution from General Fund	$12,263	$12,263	$0	$0	$0	$0	$0	$0
Contribution from General Fund-SSL	$200,000	$200,000	$0	$0	$0	$0	$0	$0
Contribution from Special Revenue Fund	$150,000	$150,000	$0	$0	$0	$0	$0	$0
Parking Surcharge	$86,088	$86,088	$0	$0	$0	$0	$0	$0
Stormwater Utility Trust Fund 2008	$36,348	$36,348	$0	$0	$0	$0	$0	$0
Total Sources of Funding	$484,699	$484,699	$0	$0	$0	$0	$0	$0
Total Estimated Costs	$3,617,822							
Total Unfunded	$3,133,123							
Total Est. Annual Operating Impact	$0							

Funding Status: Partial
Actuals: $301,705
Encumbrances: $149,987

Totals for Resilience and Public Works

Total Sources of Funding	$594,467,121	$580,725,121	$13,742,000	$0	$0	$0	$0	$0
Total Estimated Costs	$2,405,266,479							
Total Unfunded	$1,810,799,358							
Total Est. Annual Operating Impact	$106,000							

Sources and Estimated Costs by Department

Risk Management

Project Information and Description		Prior Year Budget	Current Budget 2024-25	Future Budget Funding 2025-26	2026-27	2027-28	2028-29	2029-30
40-P-20-0621 ADA Compliance - On-Street Parking								
40-B213600								
Correct ADA deficiencies in seven locations.								
Contribution from General Fund	$1,220,000	$1,220,000	$0	$0	$0	$0	$0	$0
Total Sources of Funding	$1,220,000	$1,220,000	$0	$0	$0	$0	$0	$0
Total Estimated Costs	$1,220,000							
Total Unfunded	$0							
Total Est. Annual Operating Impact	$0							

District: Citywide
Status: Active
Phase: Construction

Funding Status: Fully Funded
Actuals: $660,666
Encumbrances: $379,363

40-P-20-0598 ADA Compliance Improvements								
ADA Compliance Improvements								
No Funding Allocated	$0	$0	$0	$0	$0	$0	$0	$0
Total Sources of Funding	$0	$0	$0	$0	$0	$0	$0	$0
Total Estimated Costs	$15,000,000							
Total Unfunded	$15,000,000							
Total Est. Annual Operating Impact	$0							

District: Citywide
Status: Future Consideration
Phase: Planning

Funding Status: Unfunded
Actuals: $0
Encumbrances: $0

20-P-21-0009 Claims Management System								
40-B17315								
Purchase of new Claims Management System for the Risk Department								
Contribution from General Fund	$299,558	$299,558	$0	$0	$0	$0	$0	$0
Total Sources of Funding	$299,558	$299,558	$0	$0	$0	$0	$0	$0
Total Estimated Costs	$299,558							
Total Unfunded	$0							
Total Est. Annual Operating Impact	$0							

District: Citywide
Status: Adopted
Phase: Planning

Funding Status: Fully Funded
Actuals: $262,028
Encumbrances: $0

Sources and Estimated Costs by Department

Risk Management

Project Information and Description		Prior Year Budget	Current Budget 2024-25	Future Budget Funding 2025-26	2026-27	2027-28	2028-29	2029-30
Totals for Risk Management								
Total Sources of Funding	$1,519,558	$1,519,558	$0	$0	$0	$0	$0	$0
Total Estimated Costs	$16,519,558							
Total Unfunded	$15,000,000							
Total Est. Annual Operating Impact	$0							

Sources and Estimated Costs by Department

Solid Waste

Project Information and Description	Prior Year Budget	Current Budget 2024-25	Future Budget Funding 2025-26	2026-27	2027-28	2028-29	2029-30

40-P-00-0077 Remediation of Virginia Key Composting Facility

40-B40604

District: Citywide
Status: Active
Phase: Monitoring

Virginia Key Composting Facility previously stored detritus landscape material grinded into mulch via composting. The composting has ceased for a couple of years now, and DERM required post composting testing. Results to the soil will be addressed via t

Contribution from General Fund	$38,172	$38,172	$0	$0	$0	$0	$0	$0
Total Sources of Funding	$38,172	$38,172	$0	$0	$0	$0	$0	$0
Total Estimated Costs	$38,172							
Total Unfunded	$0							
Total Est. Annual Operating Impact	$0							

Funding Status: Fully Funded
Actuals: $33,746
Encumbrances: $4,426

40-P-18-0196 Solid Waste Department Building Retrofit

40-B183902

District: 1
Status: Active
Phase: Administrative Close-Out

Wind retrofitting consisting of a new roof and replacement of all windows and doors to an impact resistant system at the Solid Waste Building located at 1290 NW 20th Street

Contribution from General Fund	$664,000	$664,000	$0	$0	$0	$0	$0	$0
FEMA - Wind Retrofit	$707,362	$707,362	$0	$0	$0	$0	$0	$0
Total Sources of Funding	$1,371,362	$1,371,362	$0	$0	$0	$0	$0	$0
Total Estimated Costs	$1,371,362							
Total Unfunded	$0							
Total Est. Annual Operating Impact	$0							

Funding Status: Fully Funded
Actuals: $811,977
Encumbrances: $72,721

40-P-20-0432 Solid Waste Restroom Remodel

40-B183700

District: Citywide
Status: Complete
Phase: Closed

Scope of work is for remodeling of four restrooms in the Solid Waste Department Building located in the 1st Floor and 2nd Floor of the Department of Solid Waste Building located at 1290 NW 20th Street, Miami, FL 33142.

Sources and Estimated Costs by Department

Solid Waste

Project Information and Description		Prior Year Budget	Current Budget 2024-25	Future Budget Funding 2025-26	2026-27	2027-28	2028-29	2029-30
Contribution from General Fund	$2,143	$2,143	$0	$0	$0	$0	$0	$0
Sanitary Sewer Non-Bond	$60,000	$60,000	$0	$0	$0	$0	$0	$0
Total Sources of Funding	$62,143	$62,143	$0	$0	$0	$0	$0	$0
Total Estimated Costs	$39,225							
Total Unfunded	($22,918)							
Total Est. Annual Operating Impact	$0							

Funding Status: Fully Funded
Actuals: $41,302
Encumbrances: $2

40-P-20-0561 Solid Waste Yard Resurfacing
40-B203118
Resurfacing of Solid Waste Yard lot

District: 1
Status: Adopted
Phase: Planning

Total Sources of Funding	$0	$0	$0	$0	$0	$0	$0	$0
Total Estimated Costs	$250,000							
Total Unfunded	$0							
Total Est. Annual Operating Impact	$0							

Funding Status: Partial
Actuals: $0
Encumbrances: $0

Totals for Solid Waste

Total Sources of Funding	$1,471,677	$1,471,677	$0	$0	$0	$0	$0	$0
Total Estimated Costs	$1,698,759							
Total Unfunded	($22,918)							
Total Est. Annual Operating Impact	$0							

Sources and Estimated Costs by Department

Zoning

Project Information and Description		Prior Year Budget	Current Budget 2024-25	Future Budget Funding 2025-26	2026-27	2027-28	2028-29	2029-30
50-P-21-0004 Accessory Dwelling Unit Program								
40-B223114								
Explore the expansion options of the Accessory Dwelling Unit (ADU) Programs								
Contribution from General Fund	$125,000	$125,000	$0	$0	$0	$0	$0	$0
Total Sources of Funding	$125,000	$125,000	$0	$0	$0	$0	$0	$0
Total Estimated Costs	$125,000							
Total Unfunded	$0							
Total Est. Annual Operating Impact	$0							

District: Citywide
Status: Adopted
Phase: Non-Infrastructure

Funding Status: Fully Funded
Actuals: $75,795
Encumbrances: $49,205

20-P-21-0007 Gridics Land Development Study								
40-B223111								
Consultant Assistance with Land Development Studies								
Contribution from General Fund	$20,000	$20,000	$0	$0	$0	$0	$0	$0
Total Sources of Funding	$20,000	$20,000	$0	$0	$0	$0	$0	$0
Total Estimated Costs	$20,000							
Total Unfunded	$0							
Total Est. Annual Operating Impact	$0							

District: Citywide
Status: Adopted
Phase: Non-Infrastructure

Funding Status: Fully Funded
Actuals: $0
Encumbrances: $0

20-P-21-0008 Land Use Analysis Tool - Deep Blocks								
40-B223112								
Purchase of land use analysis tool								
Contribution from General Fund	$20,000	$20,000	$0	$0	$0	$0	$0	$0
Total Sources of Funding	$20,000	$20,000	$0	$0	$0	$0	$0	$0
Total Estimated Costs	$20,000							
Total Unfunded	$0							
Total Est. Annual Operating Impact	$0							

District: Citywide
Status: Adopted
Phase: Non-Infrastructure

Funding Status: Fully Funded
Actuals: $0
Encumbrances: $0

Sources and Estimated Costs by Department

Zoning

Project Information and Description		Prior Year Budget	Current Budget 2024-25	Future Budget Funding 2025-26	2026-27	2027-28	2028-29	2029-30
Totals for Zoning								
Total Sources of Funding	$165,000	$165,000	$0	$0	$0	$0	$0	$0
Total Estimated Costs	$165,000							
Total Unfunded	$0							
Total Est. Annual Operating Impact	$0							

Funding Source and Type by Project Number

FUNDING	Total Funding	Prior Year	Current Year
City Funds	**834,432,870**	**772,605,870**	**61,827,000**
Contribution from General Fund-SSL	**8,053,030**	**8,053,030**	**-**
Auburndale Traffic Calming (40-B183607)	33,359	33,359	-
Auburndale Traffic Device (SW 32nd Avenue & 2nd Street) D4 (40-B173655)	63,059	63,059	-
Badia Center Facility at Flagami Park - D4 (40-B203515)	250,000	250,000	-
Charles Avenue from Main Highway to South Douglas Road (40-B183612)	40,494	40,494	-
Citywide Park Equipment & Site Impr. (40-B30541D)	63	63	-
Coral Nook Circle (40-B193601)	100,000	100,000	-
Curtis Park New Pool Facility and Boat Ramp Improvement (40-B35806)	482,360	482,360	-
D4 Mini-Park Buildout (40-B173514)	119,862	119,862	-
Dinner Key Marina (40-B193402)	267,536	267,536	-
District 4 - Miscellaneous Pavement Improvement D4 (40-B203607)	8,355	8,355	-
District 4 Traffic Calming - Districtwide -D4 (40-B203608)	159,000	159,000	-
Douglas Park Community Center (40-B40581)	55,189	55,189	-
Englewood Storm Sewer - Phase III (40-B30011)	28,834	28,834	-
Environmental Remediation - Citywide (40-B30865G)	423,578	423,578	-
Fairlawn Community Park (40-B193521)	13,530	13,530	-
Gold Star Family Memorial Mini Park (40-B193522)	294,000	294,000	-
Gusman Hall Improvements / Repairs (40-B70100)	496,713	496,713	-
Hadley Park Resurface and Repair Pools - D5 (40-B40595)	439,117	439,117	-
IT Modern CIT Software Prg (40-B70970)	953,647	953,647	-
Kennedy Park Restrooms Building Improvements (40-B35838)	15,843	15,843	-
Kinloch Roadway Improvements (40-B213606)	480,381	480,381	-
La Pastorita Neighborhood Roadway Improvements (40-B183608)	32,204	32,204	-
La Pastorita Traffic Calming and Miscellaneous Improvements - D4 (40-B30960)	42,571	42,571	-
Little Haiti Cultural Center - Miscellaneous Repair (40-B70029)	552	552	-
Maceo Park Boatramp - D1 (40-B17357)	92,334	92,334	-
Miscellaneous Repairs - Marine Stadium Marina CW (40-B203405)	55,000	55,000	-
Mounted Police Horse Stable Repairs (40-B193203)	567	567	-
NE 3 Ave from NE 54 ST to NE 58 Terrace D5 (40-B50906)	4,677	4,677	-
Parks Environmental Control Protection Construction CW (40-B193504A)	16,738	16,738	-
Pilings and Pier Repairs - Dinner Key Marina (40-B173401)	24,620	24,620	-
Police Headquarters Helipad and Roof Replacement (40-B72915A)	93,028	93,028	-
Shenandoah Mini Pk-ROW Improv (40-B203518)	77,060	77,060	-
Shenandoah/Silver Bluff Roadway Improvement Project - D4 (40-B50404)	583,175	583,175	-
Silver Bluff Dog Run Park (40-B193522A)	213,000	213,000	-
Silver Bluff Speed Tables (40-B50408)	45,005	45,005	-
SW 22 Terr from SW 27 Ave to SW 37 Ave - D2 (40-B50407)	4,038	4,038	-
SW 22 Terr from SW 32 Ave to SW 37 Ave - D2 (40-B50407A)	6,364	6,364	-
SW 23 Terrace from SW 27 Avenue to SW 32 Avenue (40-B50412)	42,177	42,177	-
SW 23rd Street Roadway Improvements (25th Avenue - 27th Avenue) D4 (40-B173650)	181,189	181,189	-
SW 24 Street from SW 27 Avenue to SW 32 Avenue (40-B50413)	34,946	34,946	-
SW 24 Terrace from SW 27 Avenue to SW 31 Avenue (40-B50414)	8,600	8,600	-
SW 25 Avenue Roadway Improvements (25th Terrace - 26th Street) D4 (40-B173652)	270,835	270,835	-
SW 25 Street from SW 27 Avenue to SW 32 Avenue D4 (40-B50421)	179,588	179,588	-
SW 5 Street fom 29 Av to 32 Ave Reconstruction (40-B203610)	150,000	150,000	-
Swannanoa Mini Park - right of way improvements (design only) - D4 (40-B203519)	5,000	5,000	-
Traffic Calming Device at Intersection of SW 32 Ave and SW 5 St (40-B50505)	372,149	372,149	-
Traffic Calming Devices at SW 25 Ave (40-B50503)	22,303	22,303	-
Virginia Key Beach Park Historic Restoration PH 2 (40-B30174)	995	995	-
Virginia Key Landfill Assessment (40-B35002)	69,790	69,790	-
Virginia Key Park Enhancements - D2 (40-B17354)	171,270	171,270	-
Virrick Park New Pool Facility - D2 (40-B40571)	328,336	328,336	-
West Grove Roadway Improvements (40-B183610)	200,000	200,000	-
Contribution from Special Revenue Fund	**51,315,228**	**45,503,228**	**5,812,000**
1320 Mini Park Enhancements (40-B223511)	350,000	350,000	-
40/50 Recertification Improvements at Citywide Parks (40-B223515)	425,000	425,000	-
40/50 Year Recertification - Citywide (40-B203130)	71,047	71,047	-
Adult Fitness Zone Enhancements - CW (40-B183501)	100,000	100,000	-
Bay of Pigs Park (40-B183526)	9,220	9,220	-
Bayfront Park and Maurice Ferre Park (40-B233508)	50,000	50,000	-
Belle Meade Pump Station (3rd) (40-B193804)	180,000	180,000	-
Belle Meade Traffic Calming Circle (40-B173642)	32,132	32,132	-
Bicycle & Pathway Improvements - D2 (40-B203611)	150,000	150,000	-

Funding Source and Type by Project Number

FUNDING	Total Funding	Prior Year	Current Year
Bicycle Masterplan Update D2 (40-B203613)	100,000	100,000	-
Brickell Avenue SE 15 Road to SE 8 Street - D2 (40-B30874)	24,347	24,347	-
Brickell Key - Bridge (40-B193602)	160,000	160,000	-
Buena Vista Neighborhood Traffic Calming Phase II (D5 Roadway Project) (40-B193615)	450,000	450,000	-
Buena Vista Park Building Improvements (40-B223513)	200,000	200,000	-
Cartegraph Data Inventory (40-B183606)	1,095,700	1,095,700	-
CCTV/WiFi System - Miamarina (40-B173404A)	160,000	160,000	-
City Cemetery Structural Improvements (40-B223514)	100,000	100,000	-
City Hall Repairs (40-B70334)	33,300	33,300	-
Citywide Beautification (40-B183617)	7,100,000	7,100,000	-
Citywide Fleet Replacement - Building Vehicles (40-B183118)	540,000	-	540,000
Citywide Light Fleet Replacement (40-B223123)	11,000	11,000	-
Citywide Neighborhood Speed Reduction Signage (40-B183615)	4,417	4,417	-
Citywide Park ADA Improvements (40-B243520)	200,000	200,000	-
Citywide Park Court Resurfacing (40-B243522)	150,000	150,000	-
Citywide Park Equipment & Site Impr. (40-B30541D)	250,000	250,000	-
Citywide Park Facility A/C Replacement (40-B173524)	200,000	200,000	-
Citywide Park Facility Roof Repair (40-B173525)	175,000	175,000	-
Citywide Pavement Resurfacing (40-B73102E)	12,242	12,242	-
Citywide Storm Sewer Repair Project (40-B30262)	2,968	2,968	-
Citywide Tree Planting (40-B183600)	7,735,000	5,429,000	2,306,000
Coconut Grove Business Improvement District (40-B30687)	53,326	53,326	-
Commodore Trail Master Plan and Improvements (40-B213603)	141,788	141,788	-
Computer Replacement - IT (40-B223109)	514,000	364,000	150,000
Coral Nook Circle (40-B193601)	560,000	560,000	-
Crystal View Court Seawall Replacement - Phase I - Design D2 (40-B203602)	27,000	27,000	-
Cuban Memorial Blvd. Lighting (40-B243601)	21,528	21,528	-
D2 Roadway Project (40-B193612)	1,074	1,074	-
D4 Roadway Project (40-B193614)	32,061	32,061	-
Deadlined Equipment - Grounds Maintenance (40-B193525)	497,280	497,280	-
Demolition at 2735 NW 10 AVE (40-B223404)	220,000	220,000	-
Dinner Key Marina (40-B193402)	111,203	111,203	-
District 4 Traffic Calming - Districtwide -D4 (40-B203608)	54,219	54,219	-
Douglas Park Community Center (40-B40581)	37,409	37,409	-
Downtown Signage and Wayfinding System (40-B30941)	4,421	4,421	-
DREAM Upgrades (40-B223400)	32,637	32,637	-
Electronic Right-of-Way permit processing (iPW) (40-B30448)	840,000	840,000	-
Enterprise Permitting Solutions (40-B223120)	1,000,000	-	1,000,000
Fairlawn Community Park (40-B193521)	168,000	168,000	-
Fairlawn Community Park Phase II (40-B233506)	400,000	400,000	-
Flagler Worker's House - Structural Renovation (40-B193404)	239,000	239,000	-
Fort Dallas Worker's House Renovations (40-B183414)	98,021	98,021	-
Gusman Hall Improvements / Repairs (40-B70100)	60,000	60,000	-
HULU - Marjorie Stoneman Douglas Meditation Garden (40-B243523)	200,000	200,000	-
James L. Knight Center G4 Garage Emergency Elevator Repairs (40-B223405)	54,000	54,000	-
Juan Pablo Duarte Park Design and Site Improvements (40-B243517)	50,000	50,000	-
Kinloch Park Building Addition - D1 (40-B40457)	200,000	200,000	-
Kirk Munroe Tennis Court Reconstruction and Lighting Improvements (40-B223501)	650	650	-
La Pastorita Traffic Calming and Miscellaneous Improvements - D4 (40-B30960)	11,053	11,053	-
Legion Park Improvements (40-B40510)	16,933	16,933	-
Little Haiti Cultural Center Improvements (40-B213510)	1,613	1,613	-
Little Haiti Soccer Park New Elevator (40-B203532)	65,950	65,950	-
Little Havana Pedestrian Priority Zone (40-B213602)	314,472	314,472	-
Manuel Artime Loading Dock (40-B213412)	5,546	5,546	-
Manuel Artime Theater Renovation (40-B193401)	68,590	68,590	-
Manuel Artime Window Replacement 970 Building (40-B30501C)	632,213	632,213	-
Margaret Pace Park - Phase I (40-B233500)	500,000	500,000	-
Marlins W3 Surface Lot Repairs and Drainage Improvements (40-B193403)	105,000	105,000	-
Mary Brickell Park General Enhancements (40-B223510)	200,000	200,000	-
Matheson Avenue Seawall Replacement - Phase I - Design D2 (40-B203603)	33,000	33,000	-
Melrose Park Lighting Improvements (40-B243504)	150,000	150,000	-
Miami Police Cloud Data Services (40-B233209)	269,621	269,621	-
Miami River Greenway Curtis Park East (40-B183603)	147,000	147,000	-
Miami River New Greenway 17 Avenue to 19 Avenue (40-B233601)	12,534	12,534	-
Micromobility Network JPA with MDC (40-B213604)	1,000,000	1,000,000	-

Funding Source and Type by Project Number

FUNDING	Total Funding	Prior Year	Current Year
Miscellaneous Decorative Lighting installation-CW (40-B30445)	724,881	724,881	-
Motorola PD Vigilant LPR (40-B233208)	636,379	636,379	-
NE 3 Ave from NE 54 ST to NE 58 Terrace D5 (40-B50906)	1,009,625	1,009,625	-
New Dinner Key Marina Dockmaster Building (40-B60464)	31,863	31,863	-
NW 17th Street from NW 27 to NW 32 Avenue (40-B183611)	188,000	188,000	-
NW 17th Street from NW 32 to NW 37 Avenue (40-B183611A)	399,640	399,640	-
Office of Resilience and Public Works Reconfiguration CW (40-B203105)	900,000	900,000	-
Olympia Theater Interior Lighting and Electrical Repairs (40-B213417)	22,291	22,291	-
Painting of Corals for Scooters - D2 (40-B203612)	50,000	50,000	-
Parks Aquatic General Enhancements (40-B203533)	172,230	172,230	-
Parks Biotmetric Clock Purchase and Installation (40-B233511)	125,000	125,000	-
Parks Citywide Lightning Prediction System (40-B223516)	100,000	100,000	-
Parks Maintenance Equipment Replacement (40-B223517)	211,720	211,720	-
Parks Vehicle and Equipment Replacements (40-B233512)	600,000	600,000	-
Pier Repairs-MiaMarina (40-B183407)	110,000	110,000	-
Pilings and Pier Repairs - Dinner Key Marina (40-B173401)	22,686	22,686	-
Public Works Miscellaneous Sidewalk Replacement (40-B43114B)	671,950	671,950	-
Public Works Technology Improvements (ESRI Survey Application) CW (40-B203104)	225,000	225,000	-
PW Heavy Machinery Acquisition (40-B173114)	2,439,524	2,439,524	-
Regatta Park Enhancements (40-B183517)	53,800	53,800	-
Repainting/refurbishing marker signs - Citywide (40-B30444)	100,000	100,000	-
Repairs at Marlins Garage CW (40-B203408)	6,406,000	6,406,000	-
Reverend Edward T. Graham Greenway/Underdeck (40-B193621)	1,816,000	-	1,816,000
Riverview and Lawrence Pump Stations (40-B30992)	588,500	588,500	-
Robert King High Park Enhancements (40-B223512)	68,000	68,000	-
Robert King High Park General Enhancements (40-B223504)	232,000	232,000	-
Royal Road Seawall Replacement - Phase I - Design D2 (40-B203601)	27,000	27,000	-
Shenandoah Mini Pk-ROW Improv (40-B203518)	163,720	163,720	-
Shenandoah Park - Sports Lighting Upgrade - D4 (40-B213503)	150,000	150,000	-
Shenandoah Park Pool Renovation (40-B40563)	456,000	456,000	-
Shuttle Boat for Watson Island Mooring Field (40-B243403)	39,000	39,000	-
so (40-B30438)	98,188	98,188	-
South Bayshore Lane/Fairview Street (East & West) -D2 (40-B30737)	369	369	-
South Golden Pines No Outlet Streets Improvements (40-B173613)	193,903	193,903	-
South Grove Traffic Study - Construction CW (40-B213601)	250,000	250,000	-
SW 23 Terrace from SW 27 Avenue to SW 32 Avenue (40-B50412)	21,657	21,657	-
SW 24 Street from SW 27 Avenue to SW 32 Avenue (40-B50413)	280,447	280,447	-
SW 5 Street fom 29 Av to 32 Ave Reconstruction (40-B203610)	250,000	250,000	-
Tower Theater - Cinema No.2 (40-B233401)	157,000	157,000	-
Tower Theater - Welcome Center (40-B233400)	29,000	29,000	-
Tree Master Plan - CW (40-B183601)	1,211,000	1,211,000	-
Upper East Side District Office Renovation (40-B233104)	94,000	94,000	-
Virrick Park Sound Proofing Replacement (40-B243521)	150,000	150,000	-
Wagner Creek Embackment NW 15th Ave & NW 19th Street (40-B243800)	400,000	400,000	-
West Grapeland Traffic Calming (40-B243608)	66,342	66,342	-
West Grove Roadway Improvements (40-B183610)	150,000	150,000	-
Environmental Remediation Loan	**5,044,512**	**5,044,512**	**-**
Curtis Park Environmental Remediation Project (40-B40610)	4,447,593	4,447,593	-
Fire Rescue Training Center Enviromental Remediation (40-B40606)	510,291	510,291	-
Fomer Shamrock Gas Station Environmental Remediation Project (40-B40642)	86,627	86,627	-
Homeland Defense Bond Series 1	**333**	**333**	**-**
Kennedy Park Restrooms Building Improvements (40-B35838)	333	333	-
Homeland Defense Bond Series 2	**133,527**	**133,527**	**-**
Curtis Park New Pool Facility and Boat Ramp Improvement (40-B35806)	85,683	85,683	-
Kinloch Park Building Addition - D1 (40-B40457)	47,843	47,843	-
Homeland Defense Bond Series 3	**6,469,177**	**6,469,177**	**-**
Armbrister Park Site Improvements (40-B75816)	2,857	2,857	-
Bayside Historic Sign - D2 (40-B39910K)	22,875	22,875	-
Citywide Park Equipment & Site Impr. (40-B30541D)	30,937	30,937	-
Citywide Storm Sewer Repair Project (40-B30262)	233,792	233,792	-
Coconut Grove Business Improvement District (40-B30687)	149,264	149,264	-
Curtis Park New Pool Facility and Boat Ramp Improvement (40-B35806)	260,475	260,475	-
Environmental Remediation - Citywide (40-B30865G)	1,702,973	1,702,973	-
Gusman Hall Improvements / Repairs (40-B70100)	383,427	383,427	-
Kennedy Park Restrooms Building Improvements (40-B35838)	61,195	61,195	-

Funding Source and Type by Project Number

FUNDING	Total Funding	Prior Year	Current Year
Kinloch Park Building Addition - D1 (40-B40457)	49,429	49,429	-
Marine Stadium Restoration (40-B30688)	24,846	24,846	-
Mary Brickell Village Drainage Improvements (40-B30637)	4,990	4,990	-
Maximo Gomez/Domino Park Restroom Improvements D3 (40-B35861B)	73,468	73,468	-
New Dinner Key Marina Dockmaster Building (40-B60464)	2,830,276	2,830,276	-
Police Headquarters Helipad and Roof Replacement (40-B72915A)	263,255	263,255	-
Public Works Miscellaneous Sidewalk Replacement (40-B43114B)	77,796	77,796	-
Rockerman Canal Improvements (40-B30680)	65,000	65,000	-
SW 1st Ave between SW 15 and SW 7th Street - D2 (40-B30833)	13,509	13,509	-
Virginia Key Beach Park Historic Restoration PH 2 (40-B30174)	148,533	148,533	-
Virginia Key Landfill Assessment (40-B35002)	70,282	70,282	-
Homeland Defense Series 2 Interest	**131,517**	**131,517**	**-**
Environmental Remediation - Citywide (40-B30865G)	131,517	131,517	-
Homeland Defense Series 3 Interest	**353,486**	**353,486**	**-**
Environmental Remediation - Citywide (40-B30865G)	353,486	353,486	-
Hurricane Irma Insurance Proceeds	**6,544,334**	**6,544,334**	**-**
Dinner Key Marina (40-B193402)	6,544,334	6,544,334	-
Impact Fees - Fire	**16,044,609**	**12,798,609**	**3,246,000**
Comprehensive Cancer Prevention Program - CW (40-B70184)	350,000	350,000	-
Fire Car 95 Housing FF&E (40-B17329)	21,476	21,476	-
Fire Facilities Resiliency Project (FS10) - Design (40-B193207)	195,000	195,000	-
Fire Prevention Management System -Paperless Inspections CW (40-B203205)	60,257	60,257	-
Fire Rescue Apparatus Upgrades and Enhancements - CW (40-B213200)	1,567,000	567,000	1,000,000
Fire Rescue Facility Enhancements (40-B173214)	3,961,300	2,215,300	1,746,000
General Firefighting & EMS Equipment (40-B70106A)	5,726,652	5,226,652	500,000
Hardening Security at Fire Facilities (40-B203206)	935,000	935,000	-
Health and Wellness Center - Fire Rescue (40-B193208)	668,225	668,225	-
New Fire Rescue Appar (North & Sout) (40-B72810A)	2,559,700	2,559,700	-
Impact Fees - General Government	**10,223,850**	**8,449,850**	**1,774,000**
G4 Garage Improvements (Miami Parking Authority) (40-B73504)	2,791,850	2,791,850	-
General Government Capital Projects (40-B253100)	950,000	-	950,000
General Services Administration Expansion (40-B203101)	2,517,000	1,693,000	824,000
Key Storage System (40-B233100)	100,000	100,000	-
New Vehicles for Human Services - Learning Center (2 Buses) (40-B243100)	91,000	91,000	-
SW Heavy Machinery Acquisition (40-B183900)	3,774,000	3,774,000	-
Impact Fees - Parks	**128,112,023**	**104,630,023**	**23,482,000**
1320 Mini Park Enhancements (40-B223511)	1,050,000	1,050,000	-
Adult Fitness Zone Enhancements - CW (40-B183501)	500,000	500,000	-
Alice Wainwright -Natural Area (40-B203510)	500,000	500,000	-
Alice Wainwright Park Enhance (40-B183504)	750,000	750,000	-
Antonio Maceo Park - Main Sewer Line Replacement (40-B213700)	120,000	120,000	-
Antonio Maceo Park Lighting Upgrades (40-B243506)	100,000	100,000	-
Armbrister Park Community Center Design (40-B193512)	624,000	624,000	-
Athalie Range Park - New Recreation Building D5 (40-B203509)	950,000	950,000	-
Athalie Range Park - Tennis and Basketball Courts Improvements - D5 (40-B213505)	540,101	540,101	-
Athalie Range Park Athletic Field (40-B243514)	1,150,000	1,150,000	-
Badia Center Facility at Flagami Park - D4 (40-B203515)	5,630,000	5,630,000	-
Bay of Pigs Park (40-B183526)	342,000	342,000	-
Belafonte Tacolcy Park Improvements (40-B183515)	250,000	250,000	-
Buena Vista Park Court Reconstruction (40-B223506)	300,000	300,000	-
Carrie P. Meek Senior Center Enhancements - D5 (40-B203516)	610,000	610,000	-
Charles Hadley Park General Plan and Enhancements - D5 (40-B183506)	590,000	590,000	-
Charles Hadley Pool Sand Filtration System (40-B223505)	200,000	200,000	-
City Hall Incorporation Monument (40-B243515)	200,000	200,000	-
Citywide Park Equipment & Site Impr. (40-B253505)	150,000	-	150,000
Citywide Park Equipment & Site Impr. (40-B30541D)	1,087,456	1,087,456	-
Citywide Park Safety Enhancements (40-B17350)	2,009,352	2,009,352	-
Citywide Parks Wayfinding (40-B17355)	500,000	500,000	-
Citywide Playground Enhancements (40-B17352)	1,505,000	1,505,000	-
College Football Entities Projects at Moore Park (40-B213513)	250,000	250,000	-
Cuban Memorial Boulevard Park Improvements and Enhancements (40-B223519)	500,000	500,000	-
Curtis Park Community Center Design (40-B193511)	782,000	782,000	-
D2 Park Land Acquisition (40-B213507)	2,311,000	2,311,000	-
D3 Park Land Acquisition (LAQ) (40-B183415)	6,883,002	6,883,002	-
D4 Mini-Park Buildout (40-B173514)	797,685	797,685	-

Funding Source and Type by Project Number

FUNDING	Total Funding	Prior Year	Current Year
District 1 Park Enhancements and Expansion (40-B253500)	4,647,600	-	4,647,600
District 2 Park Enhancements and Expansion (40-B253501)	2,755,620	-	2,755,620
District 3 Park Enhancements and Expansion (40-B253502)	4,647,600	-	4,647,600
District 4 Park Enhancements and Expansion (40-B243516)	1,340,600	-	1,340,600
District 4 Park Land Acquisition (40-B213414)	415,000	415,000	-
District 5 Park Enhancements and Expansion (40-B253504)	4,647,600	-	4,647,600
Douglas Park Community Center (40-B40581)	199,332	199,332	-
Fairlawn Community Park (40-B193521)	2,801,000	2,400,000	401,000
Fern Isle Park Master Plan Design (40-B243502)	100,000	100,000	-
Gerry Curtis Park Concession Building Structural Improvements (40 Year Recertification) (40-B24350	150,000	150,000	-
Gerry Curtis Park Pool Enhancements (40-B243501)	300,000	300,000	-
Gerry Curtis Park Turf and Track Replacement (40-B243503)	1,225,000	1,225,000	-
Gold Star Family Memorial Mini Park (40-B193522)	625,315	625,315	-
Grapeland Park New Outdoor Fitness Area D1 (40-B203507)	250,000	250,000	-
Hadley Park Synthetic Turf and Park Improvements - D5 (40-B173515)	1,713,786	1,713,786	-
Jimbo's Lagoon (40-B183513)	133,000	133,000	-
Jose Marti Park Flood Mitigation Study and Design (40-B193803)	1,000,000	1,000,000	-
Jose Marti Park Pickleball Center Creation (40-B243510)	1,293,000	1,293,000	-
Jose Marti Park Seawall, Riverwalk, and Kayak Launch, FIND Phase I (40-B193500)	350,662	350,662	-
Jose Marti Pool Sand Filtration System (40-B223503)	150,000	150,000	-
Juan Pablo Duarte Park Design and Site Improvements (40-B243517)	150,000	150,000	-
Kennedy Park Enhancements - D2 (40-B173510)	162,297	162,297	-
Kinloch Park Building Addition - D1 (40-B40457)	300,000	300,000	-
Kinloch Park (a.k.a. Charlie DeLucca Park) - General Plan Design - D1 (40-B213500)	100,000	100,000	-
Kirk Munroe Tennis Court Reconstruction and Lighting Improvements (40-B223501)	400,193	400,193	-
Legion Park Community Building Improvements (40-B40510A)	2,706,051	2,706,051	-
Legion Park Improvements (40-B40510)	1,331,349	1,331,349	-
Legion Park Shore Stablization - Design and Permitting (40-B223507)	430,350	430,350	-
Little Haiti Cultural Center and Caribbean Marketplace A/C Chiller Replacements (40-B243513)	500,000	500,000	-
Little Haiti Soccer Park (40-B40516)	94,203	94,203	-
Little Haiti Soccer Park Improvements (40-B243524)	5,797	5,797	-
Little River Mini Park - Phase 1 (40-B193501)	553,284	553,284	-
Little River Pocket Park Enhancements (40-B223520)	100,000	100,000	-
Lummus Park Court Reconstruction (40-B233502)	675,000	675,000	-
Maceo Park Boatramp - D1 (40-B17357)	1,251,396	1,251,396	-
Margaret Pace Park - Phase I (40-B233500)	1,079,600	1,079,600	-
Melrose Park Lighting Improvements (40-B243504)	300,000	300,000	-
Moore Park Gym Design and Construction (40-B193513)	200,000	200,000	-
Morningside Park Aquatic Complex (40-B213511)	583,733	583,733	-
Morningside Park Baywalk, Kayak Launch, and Boat Ramp - Phase I (40-B173511A)	5,890,529	5,890,529	-
Morningside Park Enhancements - D2 (40-B173511)	727,110	727,110	-
Morningside Park Floating Dock (40-B40532)	1,923,816	31,836	1,891,980
Myers Park Phase I (Seawall and Boat Ramp Improvement) - D2 (40-B183500)	2,594,093	2,594,093	-
New Park at 3699/3701 SW 1st AVE (40-B193517)	500,000	500,000	-
Parks Aquatic General Enhancements (40-B203533)	79	79	-
Parks FIND Grant Match PHII (40-B193502)	58,483	58,483	-
Parks Master Plan FY17 (40-B17356)	700,000	700,000	-
Parks Recreation Software (40-B233522)	54,425	54,425	-
Peacock Park - Phase I (40-B233501)	308,000	308,000	-
Plaza de la Cubanidad D3 (40-B40708)	989,061	989,061	-
Recreation Software - CW (40-B183502)	495,575	495,575	-
Riverside Park Renovations and Enhancements (40-B193515)	1,600,000	1,600,000	-
Robert King High Park Basketball Court Lighting and Hoops (40-B243511)	300,000	300,000	-
Robert King High Park General Enhancements (40-B223504)	300,000	300,000	-
Roberto Clemente Park - Irrigation, Drainage and Baseball Field Improvements D5 (40-B203505)	800,000	800,000	-
Ronald Reagan Park Enhancements (40-B243505)	75,000	75,000	-
Ruben Dario Park - Construction Design/Documents (40-B233505)	540,600	540,600	-
Sewell Park - Walkway and Park Enhancements - Assessment Only D1 (40-B203504)	1,600,000	1,600,000	-
Sewell Park Seawall Reconstruction - Phase I D1 (40-B193519)	774,683	774,683	-
Shenandoah Park - Sports Lighting Upgrade - D4 (40-B213503)	200,000	200,000	-
Shenandoah Park Pool Renovation (40-B40563)	5,056,000	5,056,000	-
Silver Bluff Park Improvement and Enhancements (40-B193523)	325,428	325,428	-
Simonhoff Mini Park Enhance (40-B183507)	400,000	400,000	-
Simpson Park General Enhancements (40-B223502)	74,639	74,639	-
Spring Garden Enhancements (40-B233503)	325,000	325,000	-

Funding Source and Type by Project Number

FUNDING	Total Funding	Prior Year	Current Year
Spring Garden Point Park Historic Building (40-B40566)	300,000	300,000	-
Spring Gdn Pk Seawall & Kayak (40-B40454A)	1,244,303	1,244,303	-
Underline Project - 10 mile Park Contribution D2 (40-B40598A)	15,969,190	15,969,190	-
Virginia Key Beach Park Historic Restoration PH 2 (40-B30174)	18,800	18,800	-
Virginia Key Boat Launch and Trailer Parking - D2 (40-B70046)	1,344,200	1,344,200	-
Virginia Key Kayak Launch (40-B40584)	711,458	711,458	-
Virginia Key Northpoint Park - Design and Enhancements (40-B30184B)	132,989	132,989	-
Virginia Key Park Enhancements - D2 (40-B17354)	2,377,618	2,177,618	200,000
Virginia Key Park Planning - D2 (40-B17353)	200,000	200,000	-
Virrick Park New Pool Facility - D2 (40-B40571)	3,720,980	3,720,980	-
West End Park Pool and Enhancements (40-B183505)	4,330,000	1,530,000	2,800,000
Williams Park General Enhancements (40-B243507)	300,000	300,000	-
Impact Fees - Police	**8,414,899**	**6,580,899**	**1,834,000**
Aero Computer Mapping (40-B223202)	134,000	134,000	-
Canopy for Mounted Police Arena (40-B233202)	44,569	44,569	-
CCTV Camera Expansion for Phase II Model City and Little Haiti (40-B233201)	255,000	255,000	-
COPS Grant Vehicles - CW (40-B183202)	990,000	990,000	-
David Herring Building (40-B173213)	200,399	200,399	-
Fortification of MPD Headquarters Front Lobby and Entrance (40-B70143)	10,978	10,978	-
Hyundai EDR DLC Kit (40-B253205)	12,000	-	12,000
Interview Rooms modernization (40-B253203)	454,000	-	454,000
Legacy CCTV Camera Upgrades (40-B243203)	583,000	293,000	290,000
Leica BLK360 G2 Laser Scanner & Accessories (40-B253208)	78,000	-	78,000
LiveScan Digital Finger Print Reader (40-B233203)	12,000	12,000	-
LPR Equipment (Fixed Site/Mobile/Solar) (40-B233208)	150,000	-	150,000
Major Crime Scene Truck (40-B253201)	440,000	-	440,000
Marine Patrol Vessel (40-B233204)	290,000	290,000	-
Miami Police Department Facility Enhancements (40-B213206)	150,000	150,000	-
Miami Police Headquarters - Hardening (40-B213208)	25,000	25,000	-
Mobile Ticket Writing Devices and Printers (30) for Miami Police Department (40-B243205)	98,000	98,000	-
Motorcycle Equipment (40-B253207)	35,000	-	35,000
Mounted Police Horse Stable Repairs (40-B193203)	105,431	105,431	-
MPD Facilities Exterior Lighting - CW (40-B17322)	40,000	40,000	-
MPD Facilities Interior Lighting Enhancements (40-B213204)	125,000	125,000	-
New Dispatch Console (40-B213207)	90,000	90,000	-
New Police Headquarters Planning Phase - CW (40-B183203)	106,000	106,000	-
New Police Web EOC Command Center - CW (40-B213202)	90,000	90,000	-
New Temperature Controlled Storage - CW (40-B203212)	75,000	75,000	-
Outboard Motors (40-B233206)	41,000	41,000	-
Police - Capital Enhancements and Equipment (40-B243210)	125,000	125,000	-
Police - Purchase of Computers (40-B203219)	266,500	76,000	190,500
Police Fiber Optics (40-B223203)	143,000	143,000	-
Police Headquarters Helipad and Roof Replacement (40-B72915A)	95,000	95,000	-
Police Security System (40-B17320)	200,000	200,000	-
Police South Roof Renovation CW (40-B72928A)	146,000	146,000	-
Portable Emergency lights and siren (40-B253206)	21,000	-	21,000
Premium IP Surveillance System - Iris Covert (40-B243204)	172,000	172,000	-
Purchase of Marine Vessel for Miami Police Department (40-B243200)	301,000	301,000	-
Purchase of New Computers for Miami Police Department (40-B243201)	150,000	150,000	-
Purchase of Personal Digital Assistants with FileOnQ (14) for Miami Police Department (40-B243206	42,000	42,000	-
Purchase of Surface Pro for Miami Police Department (40-B243202)	195,000	195,000	-
Purchase of two new boat engines - FIND grant match (40-B253200)	20,500	-	20,500
Purchase Shoxs Seat(4) for Police Maritime Vessels (40-B243207)	19,000	19,000	-
Real Time Crime Center Expansion within Allapattah (40-B253202)	121,000	-	121,000
Renewals Trane Chillers COP (40-B193206)	200,000	200,000	-
Surge Suppressors - CW (40-B17321)	105,900	105,900	-
Technology Improvements for the Police Academy CW (40-B203201)	23,000	23,000	-
The College Polic-Water Int-D2 (40-B72910C)	108,623	108,623	-
Upgrade of AV System (40-B213205)	150,000	150,000	-
Virtual Policing for Violent Crimes (40-B193202)	1,154,000	1,154,000	-
Volcanic Bicycles (40-B253204)	22,000	-	22,000
Marine Stadium Museum Complex Financing	**45,000,000**	**45,000,000**	**-**
Marine Stadium Restoration (40-B30688)	38,000,000	38,000,000	-
Virginia Key Maritime Center (40-B173406)	7,000,000	7,000,000	-
Miami Sports and Exhibition Authority	**1,030,737**	**1,030,737**	**-**

Funding Source and Type by Project Number

FUNDING	Total Funding	Prior Year	Current Year
City Department Buildout at Marlins Garage (40-B30648A)	732,285	732,285	-
Grapeland Heights Park and Baseball Park (40-B233513)	65,634	65,634	-
Melreese Golf Course Enhancements (40-B183524)	232,819	232,819	-
Parking Revenue Bonds-Taxable Series 2010B	**2,205,568**	**2,205,568**	**-**
City Department Buildout at Marlins Garage (40-B30648A)	1,881,364	1,881,364	-
Marlins W3 Surface Lot Repairs and Drainage Improvements (40-B193403)	324,204	324,204	-
Rockerman Canal Special Assessment	**272,490**	**272,490**	**-**
Rockerman Canal Improvements (40-B30680)	272,490	272,490	-
Storm Sewer-Non Bond Revenues	**669,009**	**669,009**	**-**
NW 13 Avenue from NW 21 Street and NW 23 Street D-1,4 (40-B50112)	4,713	4,713	-
NW 13th Street from NW 35th Avenue to NW 37th Avenue - D1 (40-B50104)	46,815	46,815	-
Wagner Creek/Seybold Canal Dredging (40-B50643)	617,481	617,481	-
Stormwater Utility Trust Fund	**4,320,627**	**4,320,627**	**-**
Citywide Storm Sewer Repair Project (40-B30262)	1,378,798	1,378,798	-
NW 13th Street from NW 35th Avenue to NW 37th Avenue - D1 (40-B50104)	5,882	5,882	-
NW 17th Street from NW 32 to NW 37 Avenue (40-B183611A)	9,171	9,171	-
Rockerman Canal Improvements (40-B30680)	286,599	286,599	-
South Bayshore Lane/Fairview Street (East & West) -D2 (40-B30737)	50,759	50,759	-
South Grove Phase 3 Roadway and Drainage Improvements D2 (40-B30836)	55,250	55,250	-
SW 23 Terrace from SW 27 Avenue to SW 32 Avenue (40-B50412)	7	7	-
Wagner Creek/Seybold Canal Dredging (40-B50643)	2,534,159	2,534,159	-
Sanitary Sewer Non-Bond	**11,952,317**	**11,952,317**	**-**
African Square Park Restroom Remodel - D5 (40-B173717)	13,919	13,919	-
Alice Wainwright Park Enhance (40-B183504)	667,396	667,396	-
Alice Wainwright Park Restroom Remodel (40-B183504S)	32,604	32,604	-
Antonio Maceo Park - Main Sewer Line Replacement (40-B213700)	653,436	653,436	-
Antonio Maceo Park New Field Restrooms (40-B173726)	849,654	849,654	-
Badia Center Facility at Flagami Park - D4 (40-B203515)	400,000	400,000	-
Buena Vista Park Building Improvements (40-B223513)	86,081	86,081	-
Citywide Park Restroom Remodel (40-B173722)	598,768	598,768	-
CW Fire Restroom Remodel (40-B173724)	1,001,007	1,001,007	-
Dinner Key Marina (40-B193402)	128,163	128,163	-
Douglas Park Community Center (40-B40581)	73,629	73,629	-
Fire Station 2 - Restroom Remodel - D2 (40-B17371)	155,583	155,583	-
Fire Station 6 - Restroom Remodel - D1 (40-B17373)	155,583	155,583	-
Fire Station 8 - Restroom Remodel - D2 (40-B17375)	31,475	31,475	-
GSA Restroom Remodel (40-B173725)	425,000	425,000	-
Kennedy Park Restroom Building Improvements - Sanitary (40-B35838S)	199,250	199,250	-
Kennedy Park Restrooms Building Improvements (40-B35838)	1,002,983	1,002,983	-
New Dinner Key Marina Dockmaster Building (40-B60464)	38,057	38,057	-
Police Station Restroom Renovations (40-B193700)	1,200,000	1,200,000	-
Shenandoah Park Pool Renovation (40-B40563)	2,075,257	2,075,257	-
Solid Waste Restroom Remodel Project (40-B183700)	60,000	60,000	-
Upper East Side District Office Renovation (40-B233104)	58,000	58,000	-
Virginia Key Northpoint Park - Design and Enhancements (40-B30184B)	327,618	327,618	-
Virrick Park New Pool Facility - D2 (40-B40571)	1,645,603	1,645,603	-
West End Park Pool and Enhancements (40-B183505)	73,252	73,252	-
Miami-Dade County Convention Development Tax	**3,884,427**	**3,884,427**	**-**
City Department Buildout at Marlins Garage (40-B30648A)	3,884,427	3,884,427	-
Contribution from Other Governments	**34,310**	**34,310**	**-**
Wagner Creek/Seybold Canal Dredging (40-B50643)	34,310	34,310	-
Donation - Private	**616,513**	**616,513**	**-**
Virginia Key Rowing Center Improvements (40-B30374)	616,513	616,513	-
Street Bonds - Series 2007	**3,481,732**	**3,481,732**	**-**
Coconut Grove Business Improvement District (40-B30687)	1,306,471	1,306,471	-
Englewood Storm Sewer - Phase III (40-B30011)	1,640,268	1,640,268	-
Flagler Street Beautification (40-B30606)	233,798	233,798	-
Grove Park Road Improvements PH II - D3 (40-B40347)	20,990	20,990	-
La Pastorita Traffic Calming and Miscellaneous Improvements - D4 (40-B30960)	59,294	59,294	-
Lummus Park Landing Area Project (40-B30643)	210,321	210,321	-
Overtown Greenway @ NW 11 Terrace (40-B30624)	9,826	9,826	-
South Grove Phase 3 Roadway and Drainage Improvements D2 (40-B30836)	766	766	-
Homeland Defense Bond	**1,574,542**	**1,574,542**	**-**
Curtis Park New Pool Facility and Boat Ramp Improvement (40-B35806)	2,768	2,768	-
Gusman Hall Improvements / Repairs (40-B70100)	10,743	10,743	-

Funding Source and Type by Project Number

FUNDING	Total Funding	Prior Year	Current Year
New Dinner Key Marina Dockmaster Building (40-B60464)	664,723	664,723	-
Virginia Key Beach Park Historic Restoration PH 2 (40-B30174)	896,309	896,309	-
10% Marinas Revenue	**8,697,627**	**7,557,627**	**1,140,000**
Citywide Marinas Repairs and Maintenance (40-B253400)	1,140,000	-	1,140,000
Derelict Vessel Removal (40-B70043)	245,299	245,299	-
Dinner Key Marina (40-B193402)	276,098	276,098	-
Dinner Key Marina Emergency Repairs/Replacements (40-B183410)	664,166	664,166	-
Dinner Key Marina Gate Repairs - D2 (40-B213406)	50,000	50,000	-
Dinner Key Marina Wi-Fi - D2 (40-B213407)	80,000	80,000	-
Dinner Key Pumpout Boat - D2 (40-B213403)	120,000	120,000	-
Dinner Key Shuttle Boat Repower - D2 (40-B213405)	25,000	25,000	-
Exterior Painting and Patching for Dinner Key Dockmaster Building - D2 (40-B213400)	70,000	70,000	-
Marina Management Software CW (40-B203404)	150,000	150,000	-
Marine Stadium Marina Emergency Repairs (40-B213408)	45,000	45,000	-
Miamarina Canopy Replacement (40-B223403)	16,704	16,704	-
MiaMarina Emergency Repairs (40-B183404)	550,865	550,865	-
Miamarina Pier 5 Commercial Wharf Improvement - Phase I (40-B70045)	557,913	557,913	-
Miami Marine Stadium Marina (40-B70042)	969,765	969,765	
Miscellaneous Repairs - Watson Island Boat Ramp (40-B183409)	44,177	44,177	-
Miscellaneous Repairs - Dinner Key Mooring Field (40-B173403)	389,354	389,354	-
Miscellaneous Repairs - Marine Stadium Marina CW (40-B203405)	364,095	364,095	-
Mooring Field Offshore (Dinner Key Marina) - D2 (40-B70048)	178,003	178,003	-
Mooring Field Offshore (Watson Island) - D2 (40-B70047)	423,216	423,216	-
New Dinner Key Marina Dockmaster Building (40-B60464)	496,655	496,655	-
Pier Repairs-MiaMarina (40-B183407)	331,006	331,006	-
Pilings and Pier Repairs - Dinner Key Marina (40-B173401)	840,410	840,410	-
Regatta Park (40-B30182B)	440,000	440,000	-
Watson Island Emergency Repairs (40-B243401)	229,901	229,901	-
Homeland Defense Bond Series 1 & 2 - Interest	**29,241**	**29,241**	**-**
Maximo Gomez/Domino Park Restroom Improvements D3 (40-B35861B)	29,241	29,241	-
Sunshine State Government Financing Commission Loan #2	**284,703**	**284,703**	**-**
Curtis Park New Pool Facility and Boat Ramp Improvement (40-B35806)	132,620	132,620	-
Kennedy Park Restrooms Building Improvements (40-B35838)	4,161	4,161	-
Police Headquarters Helipad and Roof Replacement (40-B72915A)	49,364	49,364	-
Virginia Key Landfill Assessment (40-B35002)	98,557	98,557	-
Street Bonds - Series 2009	**13,285,803**	**13,285,803**	**-**
A Media Art Entmt Rdwy Imprv (40-B50902)	588,090	588,090	-
Coconut Grove Business Improvement District (40-B30687)	1,775,722	1,775,722	-
Dorsey Park Neighborhood Roadway Improvements D5 (40-B50907)	180,935	180,935	-
Flagler Street Beautification (40-B30606)	5,886,303	5,886,303	-
Grove Park Road Improvements PH II - D3 (40-B40347)	901,384	901,384	-
La Pastorita Traffic Calming and Miscellaneous Improvements - D4 (40-B30960)	263,376	263,376	-
Lummus Park Landing Area Project (40-B30643)	901,689	901,689	-
Mary Brickell Village Drainage Improvements (40-B30637)	2,000,000	2,000,000	-
NE 3 Ave from NE 54 ST to NE 58 Terrace D5 (40-B50906)	105,834	105,834	-
NW 13th Street from NW 35th Avenue to NW 37th Avenue - D1 (40-B50104)	53,548	53,548	-
NW 24th Avenue Roadway Improvement Project - D1 (40-B30723)	13,507	13,507	-
NW 30th Street Improvement-D1 (40-B30756)	111,668	111,668	-
Overtown Greenway @ NW 11 Terrace (40-B30624)	111,843	111,843	-
Silver Bluff Speed Tables (40-B50408)	156,899	156,899	-
South Bayshore Lane/Fairview Street (East & West) -D2 (40-B30737)	10,326	10,326	-
South Grove Phase 3 Roadway and Drainage Improvements D2 (40-B30836)	108,044	108,044	-
SW 12 St (SW 17 Ave-SW 16 Ave) D3 (40-B50311)	40,823	40,823	-
SW 15th Road between 3rd and 11th Avenue (40-B173619)	2,619	2,619	-
SW 17 ST (16 ave to 17 ave) (40-B50312A)	26,489	26,489	-
SW 23 Terrace from SW 27 Avenue to SW 32 Avenue (40-B50412)	176	176	-
SW 25 Street from SW 27 Avenue to SW 32 Avenue D4 (40-B50421)	17,828	17,828	-
SW 5 St between 27 Ave & 28 Ave Street Improvement - D4 (40-B30966)	28,700	28,700	-
Citywide Landscape	**1,210,341**	**1,210,341**	**-**
Buena Vista Neighborhood Traffic Calming Phase II (D5 Roadway Project) (40-B193615)	19,600	19,600	-
Citywide Beautification (40-B183617)	2,895	2,895	-
Duarte Park Shade Structure and Park Enhancements - Tree Component (40-B173527T)	50,000	50,000	-
Gold Star Family Memorial Mini Park (40-B193522)	150,141	150,141	-
Liberty City and Lemon City Tree Canopy (D5 Tree Funded Project) (40-B30615T)	171,525	171,525	-
Little Havana Pedestrian Priority Zone (40-B213602)	295,482	295,482	-

Funding Source and Type by Project Number

FUNDING	Total Funding	Prior Year	Current Year
NE 3 Ave from NE 54 ST to NE 58 Terrace D5 (40-B50906)	23,994	23,994	-
NW 11th Street from NW 1st Avenue To NW 3rd Avenue (40-B213605)	24,141	24,141	-
NW 13th Street from NW 35th Avenue to NW 37th Avenue -D1 Tree (40-B50104T)	26,000	26,000	-
NW 18th Avenue Roadway Improvement Project - D1 Tree (40-B30727T)	90,000	90,000	-
NW 24th Avenue Roadway Improvement Project - D1 (40-B30723)	67,279	67,279	-
Overtown Greenway @ NW 11 Terrace (40-B30624)	129,160	129,160	-
Overtown Greenway along NW 11 Street (NW 7th to 12th Avenue) (40-B173648)	55,567	55,567	-
Shenandoah Mini Pk-ROW Improv (40-B203518)	104,525	104,525	-
Wagner Creek Embackment NW 15th Ave & NW 19th Street (40-B243800)	33	33	-
Miami-Dade County Public Schools	**850,854**	**850,854**	**-**
Police Headquarters Building A/C Renovations (40-B72914)	22,000	22,000	-
Police Headquarters Helipad and Roof Replacement (40-B72915A)	813,854	813,854	-
Police South Roof Renovation CW (40-B72928A)	15,000	15,000	-
Miamarina Ticket Surcharge Revenue	**5,018,812**	**4,199,812**	**819,000**
CCTV/WiFi System - Miamarina (40-B173404A)	100,000	100,000	-
MiaMarina Emergency Repairs (40-B183404)	34,672	34,672	-
Miamarina Pier 5 Commercial Wharf Improvement - Phase I (40-B70045)	75,225	75,225	-
Miamarina Ticket Surchage Rev (40-B70039)	326,304	326,304	-
MiaMarina Ticket Surcharge - Capital Operations and Improvements (40-B183406)	4,201,362	3,382,362	819,000
Pier Repairs-MiaMarina (40-B183407)	281,250	281,250	-
Downtown Developmental Regional Impact (DDRI) - Transportation	**1,966,000**	**1,966,000**	**-**
Brickell Key - Bridge (40-B193602)	1,966,000	1,966,000	-
Downtown Developmental Regional Impact (DDRI) - Administration	**2,654,000**	**2,654,000**	**-**
Brickell Key - Bridge (40-B193602)	2,654,000	2,654,000	-
Hurricane Irma Hazard Mitigation	**7,904,950**	**7,904,950**	**-**
Dinner Key Marina (40-B193402)	511,128	511,128	-
Dinner Key Marina Breakwaters Mitigation 406 (40-B193402A)	7,393,822	7,393,822	-
Virginia Key Beach Park Trust Contribution	**150,000**	**150,000**	**-**
Virginia Key Historic Beach Park Restoration (Museum) (40-B203526)	150,000	150,000	-
Special Assessment District - Flagler Street	**898,401**	**898,401**	**-**
Flagler Street Beautification (40-B30606)	898,401	898,401	-
OMNI CRA Contribution	**15,150,000**	**13,150,000**	**2,000,000**
Maurice Ferre Park - wall demolition - CW (40-B203521)	300,000	300,000	-
Museum Park Improvement (40-B183510)	14,700,000	12,700,000	2,000,000
Reverend Edward T. Graham Greenway (40-B193621)	150,000	150,000	-
Stormwater Utility Trust Fund 2008	**29,213,829**	**27,391,829**	**1,822,000**
A Media Art Entmt Rdwy Imprv (40-B50902)	154,233	154,233	-
Charles Avenue from Main Highway to South Douglas Road (40-B183612)	100,000	100,000	-
Citywide Storm Sewer Repair Project (40-B30262)	16,670,886	14,848,886	1,822,000
D2 Roadway Project (40-B193612)	183,805	183,805	-
D4 Parks, Streets, and Lighting Improvements (40-B40714)	17,741	17,741	-
Englewood Storm Sewer - Phase III (40-B30011)	273,961	273,961	-
FDEP Drainage Wells Compliance (40-B30700)	904,934	904,934	-
Grove Park Road Improvements PH II - D3 (40-B40347)	55,649	55,649	-
Little Havana Pedestrian Priority Zone (40-B213602)	1,100,000	1,100,000	-
Mary Brickell Village Drainage Improvements (40-B30637)	100,000	100,000	-
NW 11th Street from NW 1st Avenue To NW 3rd Avenue (40-B213605)	109,856	109,856	-
NW 13 Avenue from NW 21 Street and NW 23 Street D-1,4 (40-B50112)	56,753	56,753	-
NW 17th Street from NW 32 to NW 37 Avenue (40-B183611A)	5,722	5,722	-
Overtown Greenway @ NW 11 Terrace (40-B30624)	1,240,000	1,240,000	-
Overtown Greenway along NW 11 Street (NW 7th to 12th Avenue) (40-B173648)	250,000	250,000	-
Riverview and Lawrence Pump Stations (40-B30992)	1,871,910	1,871,910	-
Rockerman Canal Improvements (40-B30680)	272,726	272,726	-
Shenandoah/Silver Bluff Roadway Improvement Project - D4 (40-B50404)	65,264	65,264	-
Silver Bluff Speed Tables (40-B50408)	2,724	2,724	-
South Grove Phase 3 Roadway and Drainage Improvements D2 (40-B30836)	2,981	2,981	-
Stormwater Inlet Filters - CW (40-B213800)	270,000	270,000	-
Stormwater Master Plan Update 2016 (40-B30632A)	2,503,186	2,503,186	-
Supervisory Control and Data Acquisition (SCADA) System for Stormwater Pump Station CW (40-B2(	510,529	510,529	-
SW 15th Road between 3rd and 11th Avenue (40-B173619)	119,000	119,000	-
SW 17 Street (16 Ave-14 Ave) D3 (40-B50312)	35,883	35,883	-
SW 25 Street from SW 27 Avenue to SW 32 Avenue D4 (40-B50421)	234,352	234,352	-
SW 30th Ct (SW 12th Street and SW 13th Street) - D4 (40-B30969)	189,901	189,901	-
SW 5 Avenue (21-22 RD) and SW 21 RD (SW 5 - SW 4) D3 (40-B50308)	70,000	70,000	-
SW 5 Street fom 29 Av to 32 Ave Reconstruction (40-B203610)	33,408	33,408	-

Funding Source and Type by Project Number

FUNDING	Total Funding	Prior Year	Current Year
SW 9 Ave (23 RD to 22 Rd) D3 (40-B50309)	93,000	93,000	-
Swannanoa Mini Park - right of way improvements (design only) - D4 (40-B203519)	18,782	18,782	-
Traffic Calming Device at Intersection of SW 32 Ave and SW 5 St (40-B50505)	30,000	30,000	-
Wagner Creek/Seybold Canal Dredging (40-B50643)	1,630,297	1,630,297	-
West Grove Roadway Improvements (40-B183610)	36,348	36,348	-
Impact Fees- Parks	**756,000**	**-**	**756,000**
40/50 Year Recertification-Parks-CW (40-B203530)	500,000	-	500,000
Fairlawn Community Park Phase 2 (40-B233506)	106,000	-	106,000
Parks Vehicle and Equipment Replacements (40-B233512)	150,000	-	150,000
Contribution from General Fund	**283,432,374**	**270,148,374**	**13,284,000**
20 NW North River Dr Rip-Rap and Boat Slip - Phase I (40-B223800)	120,000	120,000	-
20 Street Replacement Trailers (40-B213506)	1,500,000	1,500,000	-
40 Year Building Recertification - Fire Station 8 - CW (40-B203112)	10,000	10,000	-
40 Year Recertification - Building Facilities Fire Station 3 including GSA/USLA buildng with roof asses	55,501	55,501	-
40 Year Recertification - Fire Station 2 - CW (40-B203113)	18,473	18,473	-
40/50 Year Recertification - Citywide (40-B203130)	2,631,157	2,631,157	-
40/50 Year Recertification Grant Program (40-B243102)	1,000,000	1,000,000	-
40/50 Year Recertification-Parks-CW (40-B203530)	2,129,444	2,129,444	-
ADA Compliance - On-Street Parking per DOJ Settlement CW (40-B213600)	1,220,000	1,220,000	-
ADA Compliance Assessment - Police Headquarters - CW (40-B213201)	81,565	81,565	-
Alice Wainwright Park Seawall and Baywalk (40-B40454C)	1,545,685	1,545,685	-
Assessment of the MRC Garage (40-B223124)	684,000	684,000	-
Athalie Range Park - Tennis and Basketball Courts Improvements - D5 (40-B213505)	89,294	89,294	-
Athalie Range Park Improvements and Enhancements (40-B173518)	706	706	-
Auburndale Traffic Device (SW 32nd Avenue & 2nd Street) D4 (40-B173655)	13,716	13,716	-
Audit and Monitoring Services (40-B203125)	210,000	210,000	-
Badia Center Facility at Flagami Park - D4 (40-B203515)	340,000	340,000	-
Barnyard - Roof Waterproofing (40-B233510)	30,000	30,000	-
Bayhomes Drive Drainage Improvements D2 (40-B30846)	494,000	494,000	-
Bayside Historic Sign - D2 (40-B39910K)	25,000	25,000	-
Belafonte Tacolcy Park Improvements (40-B183515)	204,789	204,789	-
BMW Police Enforcement Vehicles (40-B203218)	974,000	974,000	-
Body Worn Cameras Bandwidth Increase (40-B173111)	209,957	209,957	-
Buena Vista Neighborhood Traffic Calming (40-B193620)	77,118	77,118	-
Buena Vista Neighborhood Traffic Calming Phase II (D5 Roadway Project) (40-B193615)	255,215	255,215	-
Building - Computer Upgrades (40-B223115)	1,100,000	800,000	300,000
Building Department Elecronic Plans Review (E-Plan) PHII (40-B74614B)	6,681,000	4,681,000	2,000,000
Building Department Elecronic Plans Review PHI (40-B74614A)	8,924,187	8,924,187	-
Building Efficiency 305 (BE305) (40-B223121)	750,000	750,000	-
Building Task Force - Computers (40-B223102)	28,000	28,000	-
Building TaskForce Vehicles (40-B223116)	120,000	120,000	-
Calle 8 Light and Street Improvements Mayor - Decoration (40-B78509E)	125,751	125,751	-
Calle 8 Light and Street Improvments Mayor - Public Works (40-B78509D)	104,369	104,369	-
Carpeting and Flooring Police Dept. (North District and South District) (40-B70120)	466,200	466,200	-
CCTV Integration with ShotSpotter (40-B183210)	210,750	210,750	-
Charles Avenue from Main Highway to South Douglas Road (40-B183612)	99,297	99,297	-
Charles Hadley Park General Plan and Enhancements - D5 (40-B183506)	200,816	200,816	-
CITP Contract Compliance Program PSA (40-B30449)	50,000	50,000	-
City Department Buildout at Marlins Garage (40-B30648A)	118,999	118,999	-
City Hall 2nd Floor Terrace Repairs (40-B233102)	693,000	693,000	-
City Hall and MRC Repairs - CW (40-B203109)	14,093	14,093	-
City Hall Repairs (40-B70334)	708,533	708,533	-
City Manager's Office Reconfiguration (40-B223126)	85,000	85,000	-
Citywide Environmental Compliance Construction CW (40-B193101A)	154,775	154,775	-
Citywide Fleet Replacement - Building Vehicles (40-B183118)	2,532,000	2,532,000	-
Citywide Heavy Fleet Replacement (40-B233106)	5,872,000	5,872,000	-
Citywide Light Fleet Replacement (40-B223123)	4,032,364	4,032,364	-
Citywide Neighborhood Speed Reduction Signage (40-B183615)	1,062,175	1,062,175	-
Citywide Operations Equipment (40-B243101)	2,000,000	2,000,000	-
Citywide Park Equipment & Site Impr. (40-B30541D)	150,000	150,000	-
Citywide Park Facility A/C Replacement (40-B173524)	1,028,854	1,028,854	-
Citywide Park Facility Roof Repair (40-B173525)	171,000	171,000	-
Citywide Parks Repair and Replacement - Construction - CW (40-B203522)	155,960	155,960	-
Citywide Parks Repair and Replacement CW (40-B203511)	339,439	339,439	-
Citywide Playground Enhancements (40-B17352)	760,177	760,177	-

Funding Source and Type by Project Number

FUNDING	Total Funding	Prior Year	Current Year
Citywide Playground Replacement (40-B173523)	129,428	129,428	-
Citywide Pool Structural Improvements - CW (40-B183512)	6,139	6,139	-
Citywide Storm Sewer Repair Project (40-B30262)	1,517,000	1,517,000	-
Claims Management System -Risk - CW (40-B17315)	299,558	299,558	-
College Football Entities Projects at Moore Park (40-B213513)	500,000	500,000	-
Commission Chambers - Communication Improvements (40-B223125)	150,000	150,000	-
Comprehensive Cancer Prevention Program - CW (40-B70184)	600,000	600,000	-
Computer Aided Dispatch System (40-B203215)	3,426,000	3,426,000	-
Computer Replacement - IT (40-B223109)	500,000	500,000	-
Coral Gate Wall Installation - SW 33rd Avenue (40-B50417)	39,356	39,356	-
Coral Gate Wall Maintenance - D4 (40-B183602)	95,000	95,000	-
Coral Nook Circle (40-B193601)	29,638	29,638	-
Cuban Memorial Blvd. Lighting (40-B243601)	267,000	267,000	-
Cuban Memorial Boulevard - Public Art Monument (40-B243609)	250,000	250,000	-
Cuban Memorial Boulevard Park Improvements and Enhancements (40-B223519)	434,165	434,165	-
Curtis Park Environmental Remediation Project (40-B40610)	2,414,707	2,414,707	-
Curtis Park New Pool Facility and Boat Ramp Improvement (40-B35806)	1,881,313	1,881,313	-
CW Pks Playground Replacements (40-B40547)	544,064	544,064	-
Cyber Recovery Vault (40-B223108)	470,000	470,000	-
Cyber Security - High Availability Network Security Protection (40-B203128)	190,000	190,000	-
Cyber Security - Identity Management (40-B203121)	150,000	150,000	-
Cyber Security-Cloud Access Security Broker - CASB (40-B203124)	280,000	280,000	-
Cyber Security-Microsegmention (40-B203129)	220,000	220,000	-
Cyber Security-Network Access Control (40-B203127)	225,000	225,000	-
D1 Parks, Streets, and Lighting Improvements (40-B40711)	3,681,567	3,681,567	-
D1 Roadway Project (40-B193611)	69,376	69,376	-
D2 Park, Street, and Lighting Improvovement (40-B40712)	3,099,057	3,099,057	-
D2 Roadway Project (40-B193612)	611,834	611,834	-
D3 Parks, Streets, Affordable Housing, and Lighting Improvements Reserve (40-B40713A)	908,000	908,000	-
D3 Parks, Streets, and Lighting Improvements (40-B40713)	2,135,324	2,135,324	-
D4 Mini-Park Buildout (40-B173514)	50,000	50,000	-
D4 Parks, Streets, and Lighting Improvements (40-B40714)	3,395,565	3,395,565	-
D5 Park, Street, and Lighting Improvement (40-B40715)	2,120,466	2,120,466	-
D5 Neighborhood Signage and Wayfinding (40-B17364)	201,953	201,953	-
Data Analytics Environment (40-B203122)	500,000	500,000	-
David Herring Building (40-B173213)	16,007	16,007	-
Deadlined Equipment - Grounds Maintenance (40-B193525)	82,899	82,899	-
Derelict Vessel Removal MPD (40-B223210)	302,000	302,000	-
Dinner Key Marina (40-B193402)	960,347	960,347	-
Dinner Key Marina Breakwaters Mitigation 406 (40-B193402A)	500,000	500,000	-
District 4 - Miscellaneous Pavement Improvement D4 (40-B203607)	299,517	299,517	-
District 4 Traffic Calming - Districtwide -D4 (40-B203608)	447,554	447,554	-
District 5 Traffic Calming (40-B243610)	50,000	50,000	-
Douglas Park Community Center (40-B40581)	39,512	39,512	-
Douglas Park Fencing Improvements (40-B233520)	116,810	116,810	-
Douglas Park General Enhancements (40-B233521)	303,190	303,190	-
Downtown Restrooms -CW (40-B203111)	350,000	350,000	-
DREAM Upgrades (40-B223400)	36,859	36,859	-
Duarte Park Shade Structure and Park Enhancements (40-B173527)	45,613	45,613	-
Emergency Repair at Merrie Christmas Park (40-B203512)	335,456	335,456	-
Emergency Repairs at Blanche Park (40-B193526)	359,004	359,004	-
Emergency Repairs for the Police Garage (40-B223211)	96,000	96,000	-
Enterprise Integration (40-B74617A)	500,000	500,000	-
Enterprise Permitting Solutions (40-B223120)	18,600,000	9,600,000	9,000,000
Environmental Compliance Montoring (40-B193101)	560,794	560,794	-
Environmental Remediation - Citywide (40-B30865G)	1,256,714	1,256,714	-
Expanding Affordable Dwelling Unit (ADU) Program (40-B223114)	125,000	125,000	-
Fairlawn Community Park (40-B193521)	531	531	-
FDEP Drainage Wells Compliance (40-B30700)	150,000	150,000	-
Finance Depoartment Kronos System Upgrades (40-B243104)	635,000	635,000	-
Finance POS System Replacement (40-B223103)	1,256,000	1,256,000	-
Fire Apparatus (40-B203217)	1,330,000	1,330,000	-
Fire Facilities Repairs Equipment & Furniture (40-B173210)	1,549,415	1,549,415	-
Fire Fleet Acquistion (40-B223208)	618,000	618,000	-
Fire Repairs, Parts, and Supplies (40-B203214)	1,402,097	1,402,097	-

Funding Source and Type by Project Number

FUNDING	Total Funding	Prior Year	Current Year
Fire Rescue Apparatus - CW (40-B183205)	2,800,000	2,800,000	-
Fire Station 12 - Water Intrusion Roof Assessment D5 (40-B203209)	10,609	10,609	-
Fire Station 2 - Hardening (40-B213210)	12,724	12,724	-
Fire Station 4 - Roof Repairs and Exterior Painting - Assessment Only D2 (40-B203211)	13,287	13,287	-
Fire Station 8 - Water Intrusion Roof Assessment D2 (40-B203210)	10,391	10,391	-
Fire Station 8 Roof and Structural Repairs D2 (40-B203220)	452,093	452,093	-
Fire Station 9 - Hardening (40-B213209)	15,000	15,000	-
Fire Station No. 8 - Floor Repairs (40-B233207)	200,000	200,000	-
Fire Station#8 Hardening (40-B243209)	20,749	20,749	-
Fire-Rescue Bunker Gear (40-B223209)	1,700,000	1,700,000	-
First Presbyterian Church Ph I (40-B183401)	1,437,455	1,437,455	-
Flagler Worker's House - Structural Renovation (40-B193404)	503,215	503,215	-
Fortification of MPD Headquarters Front Lobby and Entrance (40-B70143)	525	525	-
G4 Garage Improvements (Miami Parking Authority) (40-B73504)	8,129,727	8,129,727	-
General Firefighting & EMS Equipment (40-B70106A)	992,926	992,926	-
GIS Implimentation-PHI Roadmap (40-B203123)	300,000	300,000	-
Gold Star Family Memorial Mini Park (40-B193522)	225,000	225,000	-
Grapeland Park Enhancements (40-B173516A)	151,061	151,061	-
Gridics Land Development Study (40-B223111)	20,000	20,000	-
Grove Mini Park Playground - D3 (40-B40500)	2,616	2,616	-
Grove Park Road Improvements PH II - D3 (40-B40347)	78,000	78,000	-
GSA Property Maintenance Division Building Repairs (40-B74205D)	255,886	255,886	-
GSA Restoration of City Hall Vacant Offices - CW (40-B183106)	280,000	280,000	-
Gusman Hall Improvements / Repairs (40-B70100)	5,129,211	5,129,211	-
Hadley Park Generator (40-B233524)	84,000	84,000	-
Hadley Park Resurface and Repair Pools - D5 (40-B40595)	478,747	478,747	-
Hazard Mitigation Projects - CW (40-B30505C)	100,000	100,000	-
Henderson Park Enhancement (40-B213509)	30,600	30,600	-
I-395 Baywalk - Phase I (McArthur Causeway Baywalk) D2 (40-B193623)	250,000	250,000	-
Increase Overtown Lighting - D5 (40-B17362)	200,000	200,000	-
IT Modern CIT Software Prg (40-B70970)	2,344,668	2,344,668	-
IT Security Assessment (40-B233101)	800,000	800,000	-
Jimbo's Lagoon (40-B183513)	203,709	203,709	-
La Pastorita Neighborhood Roadway Improvements (40-B183608)	65,370	65,370	-
Land Use Analysis Tool (40-B223112)	20,000	20,000	-
Legacy CCTV Camera Upgrades (40-B243203)	41,000	41,000	-
Legion Park Community Building Improvements (40-B40510A)	1,438,598	1,438,598	-
Legion Park Improvements (40-B40510)	150,000	150,000	-
Legion Park North Gate Access (40-B243525)	250,000	250,000	-
LHCC -Dance Floor Improvements (40-B203513)	181,500	181,500	-
Little Haiti Cultural Center - Miscellaneous Repair (40-B70029)	28,720	28,720	-
Little Haiti Cultural Center Improvements (40-B213510)	161,129	161,129	-
Little Haiti Cultural Complex Caribbean Marketplace Roof Replacement (40-B233518)	250,000	250,000	-
Little Haiti Cultural Complex Facility Improvements - D5 (40-B183511)	1,610,000	1,610,000	-
Little Havana Pedestrian Priority Zone (40-B213602)	664,778	664,778	-
Little Havana Pedestrian Priority Zone ¿ Phase II (40-B243602)	500,000	500,000	-
Little Havana Pedestrian Zone - COLAB Consulting Services (40-B213602A)	50,000	50,000	-
Maceo Park Boatramp - D1 (40-B17357)	259,374	259,374	-
Manatee Bend Park (40-B40523)	119,398	119,398	-
Manuel Artime Concession Stand (40-B213413)	42,097	42,097	-
Manuel Artime Loading Dock (40-B213412)	78,491	78,491	-
Manuel Artime Theater Renovation (40-B193401)	149,043	149,043	-
Manuel Artime Window Replacement 970 Building (40-B30501C)	496,000	496,000	-
Margaret Pace Park - Phase I (40-B233500)	40,996	40,996	-
Marine Stadium Flex - Park Development (40-B40668)	4,386,295	4,386,295	-
Marine Stadium Restoration (40-B30688)	5,520,585	5,520,585	-
Marlins W3 Surface Lot Repairs and Drainage Improvements (40-B193403)	50,000	50,000	-
Maurice Ferre Park - Walkway (40-B30538H)	460,980	460,980	-
Mayor Parks, Street and Light Improvements (40-B40710)	207,249	207,249	-
Metromover Parkway.NE 2nd Street and NE 3rd Street. D2 (40-B30407)	4,436	4,436	-
MHZ P25 Trunked Network System (40-B183114)	70,000	70,000	-
Miamarina Pier 5 Commercial Wharf Improvement - Phase I (40-B70045)	699,000	699,000	-
Miami Comprehensive Plan (Evaluation Appraisal Report(EAR)) (40-B233103)	250,000	250,000	-
Miami Marine Stadium Parking Improvements (40-B243402)	100,000	100,000	-
Miami Police Department Facility Enhancements (40-B213206)	30,000	30,000	-

Funding Source and Type by Project Number

FUNDING	Total Funding	Prior Year	Current Year
Miami Police Headquarters - Hardening (40-B213208)	17,000	17,000	-
Miami River Greenway Curtis Park East (40-B183603)	333,000	333,000	-
Moore Park Gym Design and Construction (40-B193513)	83,564	83,564	-
Morningside Park Floating Dock (40-B40532)	132,174	132,174	-
Mounted Police Horse Stable Repairs (40-B193203)	162,943	162,943	-
Mouted Police Additional Horse (40-B233212)	15,000	15,000	-
MPD Facilities Exterior Lighting - CW (40-B17322)	160,000	160,000	-
MRC Garage Access Plan (40-B223118)	500,000	500,000	-
MRC Parking Garage 3rd Floor (40-B243105)	54,000	54,000	-
MRC Riverside Walkway Lighting (40-B223106)	26,183	26,183	-
MRC Roof Patch (40-B203117)	250,000	250,000	-
Myers Park Phase I (Seawall and Boat Ramp Improvement) - D2 (40-B183500)	300,000	300,000	-
NE 3 Ave from NE 54 ST to NE 58 Terrace D5 (40-B50906)	19,451	19,451	-
NE Miami Court Railroad Crossing Closure (40-B183616)	385,389	385,389	-
Networking Enterprise Backup Expansion (40-B223107)	158,000	158,000	-
New Building Facility for Building Department (40-B213105)	50,000,000	50,000,000	-
North District Police Station Misc. Repairs (40-B30988)	111,695	111,695	-
NW 11th Street from NW 1st Avenue To NW 3rd Avenue (40-B213605)	230,143	230,143	-
NW 13 Avenue from NW 21 Street and NW 23 Street D-1,4 (40-B50112)	143,404	143,404	-
NW 13th Street from NW 35th Avenue to NW 37th Avenue - D1 (40-B50104)	75,539	75,539	-
NW 17th Street from NW 32 to NW 37 Avenue (40-B183611A)	423,756	423,756	-
NW 2 Ave (NW 8 St to NW 11 St) (40-B223602)	62,127	62,127	-
NW 2nd Street from NW 9th Ave to NW 17th Ave - Mobility Improvements - Phase II- D3 (40-B2036	205,634	205,634	-
NW 30th Street Improvement-D1 (40-B30756)	761,000	761,000	-
NW 5 Avenue - Traffic Calming Devices - Construction Speed Hump and Raised Intersection (40-B23	273,150	273,150	-
NW 7 ST RD from NW N River DR to NW 9 CT D5 (40-B50904)	718,270	718,270	-
Olympia Theater 40/50 Year Recertification (40-B213418)	75,000	75,000	-
Olympia Theater Apartments Elevator Replacement (40-B213410)	900,000	900,000	-
Oracle Cloud Startup (40-B223119)	1,156,015	1,156,015	-
Oracle Hardware Refresh CW (40-B203103)	140,000	140,000	-
Parking on Biscayne (MiMo District) - D5 (40-B203605)	36,001	36,001	-
Parks Aquatic General Enhancements (40-B203533)	73,699	73,699	-
Parks Environmental Control Protection - Uprooted Trees (40-B193504)	836,488	836,488	-
Parks Environmental Control Protection Construction CW (40-B193504A)	1,525,641	1,525,641	-
Parks Fitness Equipment Replacement Citywide (40-B193503)	35,738	35,738	-
Parks Maintenance Equipment Replacement (40-B223517)	558	558	-
Parks Recreation Software (40-B233522)	250,000	250,000	-
Pilings and Pier Repairs - Dinner Key Marina (40-B173401)	507	507	-
Planning and Zoning Technological Improvements (40-B173112)	74,945	74,945	-
Police - Purchase of Computers (40-B203219)	1,700,000	1,700,000	-
Police Drains & Parking (40-B70121)	300,000	300,000	-
Police E911 Computers (40-B233213)	203,000	203,000	-
Police E911 Furniture (40-B233215)	50,000	50,000	-
Police Fleet Acquistion (40-B223207)	8,260,000	8,260,000	-
Police Headquarters Building A/C Renovations (40-B72914)	329,900	329,900	-
Police HQ Garage Demo (40-B243208)	343,030	343,030	-
Police HQ Pressure Clean/Seal/Paint Exterior (40-B70119)	362,198	362,198	-
Police North 1st Floor (40-B233211)	57,000	57,000	-
Police Security System (40-B17320)	583,329	583,329	-
Police South Roof Renovation CW (40-B72928A)	333,201	333,201	-
Police Surveillance Platform (40-B223205)	155,000	155,000	-
Police UPS System Upgrade - CW (40-B183206)	150,000	150,000	-
Police Vehicles (40-B233107)	17,267,000	17,267,000	-
Public Benefits Database (40-B223110)	150,000	150,000	-
PW Heavy Machinery Acquisition (40-B173114)	2,211,000	2,211,000	-
Railroad Crossing at NE 42nd Street and South Dixie Highway (40-B173901)	724,611	724,611	-
Real Estate Acquisition and Accessible Housing in District 3 (40-B183416)	2,293,702	2,293,702	-
Records Digitization - Planning Dept (40-B223113)	216,000	216,000	-
Recreation Plan Master Plan (40-B35895A)	250,000	250,000	-
Redesign of Website - CW (40-B17312)	422,000	422,000	-
Refurbishing of Existing Apparatus (40-B70105)	645,122	645,122	-
Regatta Park Enhancements (40-B183517)	70,000	70,000	-
Remediation of Former Star Gas Station (40-B40605)	16,500	16,500	-
Remediation of Virginia Key Composting Facility (40-B40604)	38,172	38,172	-
Renovation of Dilapidated Structures - D5 (40-B183135)	1,000,000	1,000,000	-

Funding Source and Type by Project Number

FUNDING	Total Funding	Prior Year	Current Year
Repairs at Marlins Garage CW (40-B203408)	737,000	737,000	-
Replacement of Damaged Police Vehicles - CW (40-B213203)	139,000	139,000	-
Reroofing of Building B-3 Communications/GSA and Repairs for Buildings 1,2,3 and 4-Building at Fire	2,300,000	2,300,000	-
Reverend Edward T. Graham Greenway (40-B193621)	2,824,000	840,000	1,984,000
Riverside Park Renovations and Enhancements (40-B193515)	42,000	42,000	-
Roof Assessment-Caribbean LHCC - D5 (40-B203520)	65,000	65,000	-
RPW Light Fleet Acquistion (40-B223117)	194,000	194,000	-
SE 12 Terrace Roadway Improvements - D2 (40-B50205)	83,466	83,466	-
Shenandoah Mini Pk-ROW Improv (40-B203518)	50,000	50,000	-
Shenandoah Park Pool Renovation (40-B40563)	360,218	360,218	-
Shenandoah Playground Replacement (40-B233507)	150,000	150,000	-
Shenandoah/Silver Bluff Roadway Improvement Project - D4 (40-B50404)	764,711	764,711	-
Silver Bluff Park Improvement and Enhancements (40-B193523)	225,000	225,000	-
Smart Cities Initiative for Economic Impact Phase I (40-B203126)	750,000	750,000	-
Solid Waste Department Building Retrofit (40-B183902)	664,000	664,000	-
Solid Waste Restroom Remodel Project (40-B183700)	2,143	2,143	-
South Bayshore Lane/Fairview Street (East & West) -D2 (40-B30737)	151,441	151,441	-
South District Police Station Misc. Repairs (40-B193205)	29,429	29,429	-
South Grove Phase 3 Roadway and Drainage Improvements D2 (40-B30836)	64,968	64,968	-
South Grove Traffic Study - Construction CW (40-B213601)	660,000	660,000	-
Southside Park Building and Exterior Improvements (40-B233519)	45,556	45,556	-
SplashBI Software (EiS) (40-B223104)	95,000	95,000	-
Spoil Island E Dock Restoration (40-B243518)	250,000	250,000	-
Spring Garden Traffic Calming Devices (40-B223601)	270,000	270,000	-
Stormwater Master Plan Update 2016 (40-B30632A)	1,984,000	1,984,000	-
Supervisory Control and Data Acquisition (SCADA) System for Stormwater Pump Station CW (40-B2(	180,000	180,000	-
SW 22 Terrace Traffic Calming (40-B183609)	35,000	35,000	-
SW 23 Terrace from SW 27 Avenue to SW 32 Avenue (40-B50412)	108,360	108,360	-
SW 24 Street from SW 27 Avenue to SW 32 Avenue (40-B50413)	560,286	560,286	-
SW 24 Terrace from SW 27 Avenue to SW 31 Avenue (40-B50414)	345,578	345,578	-
SW 25 Street from SW 27 Avenue to SW 32 Avenue D4 (40-B50421)	3,223	3,223	-
SW 5 St between 27 Ave & 28 Ave Street Improvement - D4 (40-B30966)	56,192	56,192	-
SW 5 Street fom 29 Av to 32 Ave Reconstruction (40-B203610)	251,980	251,980	-
SW 6 ST (24 AVE - Beacom BLVD) (40-B173646)	385,521	385,521	-
SW 9 Ave (23 RD to 22 Rd) D3 (40-B50309)	24,213	24,213	-
SW Heavy Machinery Acquisition (40-B183900)	4,120,894	4,120,894	-
Swannanoa Mini Park - right of way improvements (design only) - D4 (40-B203519)	50,000	50,000	-
The College Polic-Water Int-D2 (40-B72910C)	78,861	78,861	-
The Roads Neighborhood Traffic Calming (40-B193619)	34,607	34,607	-
Tower Theater - Welcome Center (40-B233400)	679,000	679,000	-
Traffic Calming Device at Intersection of SW 32 Ave and SW 5 St (40-B50505)	599,752	599,752	-
Trolley Master Plan (40-B243991)	300,000	300,000	-
Very Poor Condition Roads, Phase 1 - Outside Priority Drainage Basins (40-B193622)	452,746	452,746	-
Virginia Key Maritime Center (40-B173406)	322,679	322,679	-
Virginia Key Park Enhancements - D2 (40-B17354)	451,113	451,113	-
Virrick Park New Pool Facility - D2 (40-B40571)	355,072	355,072	-
Wagner Creek Embackment NW 15th Ave & NW 19th Street (40-B243800)	13,621	13,621	-
West End Park Pool and Enhancements (40-B183505)	61,653	61,653	-
West Grapeland Traffic Calming (40-B243608)	230,624	230,624	-
West Grove Roadway Improvements (40-B183610)	12,263	12,263	-
Impact Fees	**45,573,227**	**45,573,227**	**-**
Alice Wainwright Park Seawall and Baywalk (40-B40454C)	62,500	62,500	-
Armbrister Park Site Improvements (40-B75816)	42,143	42,143	-
Badia Center Facility at Flagami Park - D4 (40-B203515)	500,000	500,000	-
Bay of Pigs Park (40-B183526)	708,000	708,000	-
Business License/Public Facing Digital Services (40-B203119)	450,000	450,000	-
CCTV Integration with ShotSpotter (40-B183210)	9,250	9,250	-
Charles Hadley Park General Plan and Enhancements - D5 (40-B183506)	243,248	243,248	-
Citywide Park Equipment & Site Impr. (40-B30541D)	2,076,439	2,076,439	-
Citywide Playground Enhancements (40-B17352)	13,401	13,401	-
Curtis Park New Pool Facility and Boat Ramp Improvement (40-B35806)	2,853,975	2,853,975	-
Curtis Park Pool - FF&E (40-B35808B)	50,000	50,000	-
D3 Park Land Acquisition (LAQ) (40-B183415)	4,922,291	4,922,291	-
D3 Parks, Streets, and Lighting Improvements (40-B40713)	447,865	447,865	-
David Herring Building (40-B173213)	8,535	8,535	-

Funding Source and Type by Project Number

FUNDING	Total Funding	Prior Year	Current Year
District 4 Park Land Acquisition (40-B213414)	676,966	676,966	-
Douglas Park Community Center (40-B40581)	728,344	728,344	-
Duarte Park Shade Structure and Park Enhancements (40-B173527)	45,856	45,856	-
Facility Safety and Fortification Project - CW (40-B203110)	119,633	119,633	-
Fairlawn Community Park (40-B193521)	41,000	41,000	-
Fire Facilities Generators (North & South) (40-B70718)	987,129	987,129	-
Fire Rescue Facility Enhancements (40-B173214)	193,431	193,431	-
Fortification of MPD Headquarters Front Lobby and Entrance (40-B70143)	525,730	525,730	-
G4 Garage Improvements (Miami Parking Authority) (40-B73504)	6,750	6,750	-
General Services Administration Expansion (40-B203101)	36,726	36,726	-
Gibson Park Enhancements (40-B183520)	143,500	143,500	-
Gold Star Family Memorial Mini Park (40-B193522)	64,592	64,592	-
Grove Mini Park Playground - D3 (40-B40500)	282,950	282,950	-
GSA Fleet Maintenance Garage Expansion (40-B74205B)	904,780	904,780	-
Hadley Park - Resiliency Hub (40-B213512)	15,000	15,000	-
Hadley Park Synthetic Turf and Park Improvements - D5 (40-B173515)	1,000,000	1,000,000	-
Health and Wellness Center - Fire Rescue (40-B193208)	1,529	1,529	-
Jose Marti Park Seawall, Riverwalk, and Kayak Launch, FIND Phase I (40-B193500)	152,777	152,777	-
Kennedy Park Restrooms Building Improvements (40-B35838)	530,961	530,961	-
Kinloch Park Building Addition - D1 (40-B40457)	660,683	660,683	-
Legion Park Community Building Improvements (40-B40510A)	134,296	134,296	-
Legion Park Improvements (40-B40510)	241,082	241,082	-
Little Haiti Freedom Garden Park (40-B40519)	50,000	50,000	-
Little Haiti Soccer Park (40-B40516)	1,708,346	1,708,346	-
Little Haiti Soccer Park Improvements (40-B243524)	102,526	102,526	-
Little River Pocket Park Playground (40-B40521)	50,000	50,000	-
Maceo Park Boatramp - D1 (40-B17357)	294	294	-
Manatee Bend Park (40-B40523)	49,395	49,395	-
Margaret Pace Park - Phase I (40-B233500)	87,703	87,703	-
Maximo Gomez/Domino Park Restroom Improvements D3 (40-B35861B)	200,968	200,968	-
Miami Police Department Facility Enhancements (40-B213206)	20,000	20,000	-
Moore Park Gym Design and Construction (40-B193513)	300,000	300,000	-
Morningside Park Floating Dock (40-B40532)	50,000	50,000	-
New Dinner Key Marina Dockmaster Building (40-B60464)	87,986	87,986	-
New Fire Rescue Appar (North & Sout) (40-B72810A)	5,232,207	5,232,207	-
North District Police Station Misc. Repairs (40-B30988)	13,777	13,777	-
NW 13 Avenue from NW 21 Street and NW 23 Street D-1,4 (40-B50112)	1,104	1,104	-
NW 17th Street from NW 32 to NW 37 Avenue (40-B183611A)	6,931	6,931	-
Plaza de la Cubanidad D3 (40-B40708)	200,000	200,000	-
Pocket Park - 21 NE 16 Street (40-B183519)	220,000	220,000	-
Police Headquarters Helipad and Roof Replacement (40-B72915A)	179,780	179,780	-
Police Security System (40-B17320)	400,000	400,000	-
Police South Roof Renovation CW (40-B72928A)	2,614	2,614	-
Regatta Park (40-B30182B)	6,100,000	6,100,000	-
Riverside Park D3 (40-B75909A)	96,287	96,287	-
Riverside Park Renovations and Enhancements (40-B193515)	276,703	276,703	-
Shenandoah Park Pool Renovation (40-B40563)	4,929,000	4,929,000	-
Sherdavia Jenkins Improvements (40-B183514)	101,551	101,551	-
Silver Bluff Dog Run Park (40-B193522A)	6,094	6,094	-
South District Police Station Misc. Repairs (40-B193205)	63,914	63,914	-
Spring Garden Point Park Historic Building (40-B40566)	804,059	804,059	-
Spring Gdn Pk Seawall & Kayak (40-B40454A)	75,000	75,000	-
The Roads Neighborhood Traffic Calming (40-B193619)	128,933	128,933	-
Triangle Park Enhancements (40-B213508)	102,050	102,050	-
Underline Project - 10 mile Park Contribution D2 (40-B40598A)	30,810	30,810	-
Virginia Key Beach Park Historic Restoration PH 2 (40-B30174)	123,393	123,393	-
Virginia Key Kayak Launch (40-B40584)	450,000	450,000	-
Virginia Key Northpoint Park - Design and Enhancements (40-B30184B)	500,000	500,000	-
Virrick Park New Pool Facility - D2 (40-B40571)	2,644,540	2,644,540	-
Virrick Park Pool - FF&E (40-B30525A)	50,000	50,000	-
West End Park - FF&E D4 (40-B75936A)	172,394	172,394	-
West End Park Pool and Enhancements (40-B183505)	73,506	73,506	-
Fire Assessment Fee	**731,114**	**731,114**	**-**
Fire Facilities Repairs Equipment & Furniture (40-B173210)	68,362	68,362	-
General Firefighting & EMS Equipment (40-B70106A)	329,747	329,747	-

Funding Source and Type by Project Number

FUNDING	Total Funding	Prior Year	Current Year
Refurbishing of Existing Apparatus (40-B70105)	333,005	333,005	-
Transit Half-Cent Surtax	**51,858,288**	**51,858,288**	**-**
A Media Art Entmt Rdwy Imprv (40-B50902)	209,036	209,036	-
Auburndale Traffic Device (SW 32nd Avenue & 2nd Street) D4 (40-B173655)	114,221	114,221	-
Bayhomes Drive Drainage Improvements D2 (40-B30846)	31,000	31,000	-
Belle Meade Traffic Calming Circle (40-B173642)	151,440	151,440	-
Buena Vista Local Drainage and Road Improvements at NE 49 Street and NE 50 Street between Nort	2,760,200	2,760,200	-
Buena Vista Neighborhood Traffic Calming (40-B193620)	75,037	75,037	-
Charles Avenue from Main Highway to South Douglas Road (40-B183612)	2,548,084	2,548,084	-
City of Miami Trolley Program - Trolley Acquisition (40-B70715E)	7,027,900	7,027,900	-
Citywide Mass Transit Studies (40-B70247)	25,000	25,000	-
Citywide Pavement Resurfacing (40-B73102E)	2,610,087	2,610,087	-
Citywide Storm Sewer Repair Project (40-B30262)	2,404,336	2,404,336	-
Citywide Streets Milling and Resurfacing (40-B73102A)	269,953	269,953	-
Coral Nook Circle (40-B193601)	37,000	37,000	-
D2 Roadway Project (40-B193612)	25,978	25,978	-
D4 Parks, Streets, and Lighting Improvements (40-B40714)	25,148	25,148	-
D5 Shorecrest Drainage Improvements (40-B17365)	500,000	500,000	-
D5 Neighborhood Signage and Wayfinding (40-B17364)	9,282	9,282	-
District 3 Traffic Calming Studies and Improvements (40-B243605)	1,656,600	1,656,600	-
District 4 Traffic Calming - Phase II (40-B233607)	628,200	628,200	-
Dorsey Park Neighborhood Roadway Improvements D5 (40-B50907)	309,287	309,287	-
Englewood Storm Sewer - Phase III (40-B30011)	621,609	621,609	-
Fairlawn Community Park (40-B193521)	8,159	8,159	-
Flagami Area Milling and Resurfacing (40-B17368)	500,000	500,000	-
Flagami Trolley Signage (40-B183991)	220,156	220,156	-
Flagler Street Beautification (40-B30606)	2,874,823	2,874,823	-
Fuller Street (40-B243603)	400,000	400,000	-
Grove Park Road Improvements PH II - D3 (40-B40347)	162,537	162,537	-
Increase Downtown Lighting - D2 (40-B17361)	18,421	18,421	-
Kinloch Roadway Improvements (40-B213606)	19,619	19,619	-
La Pastorita Neighborhood Roadway Improvements (40-B183608)	157,869	157,869	-
La Pastorita Traffic Calming and Miscellaneous Improvements - D4 (40-B30960)	80,005	80,005	-
Lummus Park Landing Area Project (40-B30643)	88,819	88,819	-
Miami River New Greenway 17 Avenue to 19 Avenue (40-B233601)	1,223	1,223	-
Miami-Dade TPO - Trolley Fleet (40-B233900)	50,000	50,000	-
Myers Park Phase I (Seawall and Boat Ramp Improvement) - D2 (40-B183500)	118,109	118,109	-
NE 3 Ave from NE 54 ST to NE 58 Terrace D5 (40-B50906)	638,450	638,450	-
NW 13 Avenue from NW 21 Street and NW 23 Street D-1,4 (40-B50112)	46,672	46,672	-
NW 13th Street from NW 35th Avenue to NW 37th Avenue - D1 (40-B50104)	2,574,023	2,574,023	-
NW 17th Street from NW 27 to NW 32 Avenue (40-B183611)	62,000	62,000	-
NW 17th Street from NW 32 to NW 37 Avenue (40-B183611A)	264,086	264,086	-
NW 24th Avenue Roadway Improvement Project - D1 (40-B30723)	1,398,652	1,398,652	-
NW 2nd Street from NW 9th Ave to NW 17th Ave - Mobility Improvements - Phase II- D3 (40-B2036	65,603	65,603	-
NW 30th Street Improvement-D1 (40-B30756)	306,674	306,674	-
NW 5 Avenue - Traffic Calming Devices - Construction Speed Hump and Raised Intersection (40-B23	75,390	75,390	-
NW 7 ST RD from NW N River DR to NW 9 CT D5 (40-B50904)	123,561	123,561	-
Overtown Greenway @ NW 11 Terrace (40-B30624)	782,345	782,345	-
PH I: NW 29th Street (NW 7 Ave to NW 2 Ave) - D5 (40-B30896)	67,839	67,839	-
Public Works Miscellaneous Sidewalk Replacement (40-B43114B)	198,682	198,682	-
Purchase of Trolleys (40-B243606)	1,597,900	1,597,900	-
Reverend Edward T. Graham Greenway (40-B193621)	236,928	236,928	-
Shenandoah Mini Pk-ROW Improv (40-B203518)	146,548	146,548	-
Shenandoah/Silver Bluff Roadway Improvement Project - D4 (40-B50404)	1,010,395	1,010,395	-
Silver Bluff Speed Tables (40-B50408)	457,723	457,723	-
Silver Bluff Traffic Flow Modification (40-B243604)	400,000	400,000	-
South Bayshore Lane/Fairview Street (East & West) -D2 (40-B30737)	1,963,718	1,963,718	-
South Golden Pines No Outlet Streets Improvements (40-B173613)	211,099	211,099	-
South Grove Phase 3 Roadway and Drainage Improvements D2 (40-B30836)	1,161,884	1,161,884	-
SW 12 St (SW 17 Ave-SW 16 Ave) D3 (40-B50311)	43,000	43,000	-
SW 14 Terrace (16 Ave to 17 Ave) D3 (40-B50316)	61,526	61,526	-
SW 15 ST (13 Ave to 14 Ave) D3 (40-B50322)	51,000	51,000	-
SW 15 Street from SW 12 Avenue to SW 14 Avenue (40-B173630)	377,449	377,449	-
SW 15th Road between 3rd and 11th Avenue (40-B173619)	242,865	242,865	-
SW 17 ST (16 ave to 17 ave) (40-B50312A)	48,251	48,251	-

Funding Source and Type by Project Number

FUNDING	Total Funding	Prior Year	Current Year
SW 17 Street (16 Ave-14 Ave) D3 (40-B50312)	52,445	52,445	-
SW 18 ST from 12 Ave to 18 Ave D3 (40-B50305)	141,662	141,662	-
SW 1st Ave between SW 15 and SW 7th Street - D2 (40-B30833)	435,940	435,940	-
SW 22 Terr from SW 27 Ave to SW 37 Ave - D2 (40-B50407)	227,253	227,253	-
SW 22 Terr from SW 32 Ave to SW 37 Ave - D2 (40-B50407A)	240,582	240,582	-
SW 23 Avenue between SW 3 Street and SW 4 Street (40-B173626)	123,184	123,184	-
SW 23 Terrace from SW 27 Avenue to SW 32 Avenue (40-B50412)	43,605	43,605	-
SW 23rd Street Roadway Improvements (25th Avenue - 27th Avenue) D4 (40-B173650)	113,185	113,185	-
SW 24 Street from SW 27 Avenue to SW 32 Avenue (40-B50413)	455,099	455,099	-
SW 24 Terrace from SW 27 Avenue to SW 31 Avenue (40-B50414)	64,107	64,107	-
SW 25 Avenue Roadway Improvements (25th Terrace - 26th Street) D4 (40-B173652)	140,534	140,534	-
SW 25 Street from SW 27 Avenue to SW 32 Avenue D4 (40-B50421)	355,044	355,044	-
SW 28 Road between 3rd and 4 Avenue (40-B173620)	221,942	221,942	-
SW 30th Ct (SW 12th Street and SW 13th Street) - D4 (40-B30969)	65,055	65,055	-
SW 5 Avenue (21-22 RD) and SW 21 RD (SW 5 - SW 4) D3 (40-B50308)	10,500	10,500	-
SW 5 St between 27 Ave & 28 Ave Street Improvement - D4 (40-B30966)	255,451	255,451	-
SW 5 Street fom 29 Av to 32 Ave Reconstruction (40-B203610)	1,787,500	1,787,500	-
SW 9 Ave (23 RD to 22 Rd) D3 (40-B50309)	151,685	151,685	-
Swannanoa Mini Park - right of way improvements (design only) - D4 (40-B203519)	6,585	6,585	-
The Roads Neighborhood Traffic Calming (40-B193619)	100,382	100,382	-
Traffic Calming Device at Intersection of SW 32 Ave and SW 5 St (40-B50505)	42,639	42,639	-
Traffic Calming Devices along NW 15 Avenue between NW 7 Street and NW 9 Street (40-B243607)	32,272	32,272	-
Traffic Calming Devices at SW 25 Ave (40-B50503)	7,218	7,218	-
Transportation Program Support Services - Transit Professional (40-B30645A)	393,077	393,077	-
Transportation Program Support Services - Transportation (40-B30645B)	881,042	881,042	-
Transportation Program Support Svc - Transit Professional (40-B70246)	833,051	833,051	-
Transportation Program Support Svcs - Transportation (40-B70245)	2,824,958	2,824,958	-
Trolley Route Signage - Citywide (40-B193991)	498,844	498,844	-
Wagner Creek Embackment NW 15th Ave & NW 19th Street (40-B243800)	46	46	-
Parking Surcharge	**33,432,848**	**28,612,848**	**4,820,000**
Auburndale Traffic Device (SW 32nd Avenue & 2nd Street) D4 (40-B173655)	270	270	-
Bay of Pigs Park (40-B183526)	300,000	300,000	-
Bayside Historic Sign - D2 (40-B39910K)	34,125	34,125	-
Brickell Avenue SE 15 Road to SE 8 Street - D2 (40-B30874)	2,040,000	2,040,000	-
Buena Vista Local Drainage and Road Improvements at NE 49 Street and NE 50 Street between Nort	300,000	300,000	-
Buena Vista Neighborhood Traffic Calming (40-B193620)	193,761	193,761	-
Calle 8 Light and Street Improvments Mayor - Public Works (40-B78509D)	205,573	205,573	-
Charles Avenue from Main Highway to South Douglas Road (40-B183612)	174,045	174,045	-
Coconut Grove Business Improvement District (40-B30687)	1,650,000	1,650,000	-
D2 Roadway Project (40-B193612)	14,971	14,971	-
D5 Shorecrest Drainage Improvements (40-B17365)	1,260,000	1,260,000	-
District 4 Traffic Calming - Districtwide -D4 (40-B203608)	25,484	25,484	-
District 4 Traffic Calming - Phase II (40-B233607)	400,000	400,000	-
Downtown Signage and Wayfinding System (40-B30941)	578,597	578,597	-
Flagler Street Beautification (40-B30606)	6,390,956	6,390,956	-
Increase Downtown Lighting - D2 (40-B17361)	200,000	200,000	-
La Pastorita Neighborhood Roadway Improvements (40-B183608)	424,330	424,330	-
Mary Brickell Village Drainage Improvements (40-B30637)	3,170,668	3,170,668	-
Mayor's Roadway Project (40-B203600)	300,000	300,000	-
Miami River New Greenway 17 Avenue to 19 Avenue (40-B233601)	650,469	650,469	-
NE 3 Ave from NE 54 ST to NE 58 Terrace D5 (40-B50906)	516,000	516,000	-
NW 17th Street from NW 32 to NW 37 Avenue (40-B183611A)	1,000,000	1,000,000	-
NW 5 Avenue - Traffic Calming Devices - Construction Speed Hump and Raised Intersection (40-B23	4,239	4,239	-
Overtown Greenway along NW 11 Street (NW 7th to 12th Avenue) (40-B173648)	599,999	599,999	-
Reverend Edward T. Graham Greenway (40-B193621)	500,000	500,000	-
Shenandoah/Silver Bluff Roadway Improvement Project - D4 (40-B50404)	575,000	575,000	-
Shorecrest Drainage Improvements at NE 10 Ave. South of NE 79 St (40-B203609)	240,000	240,000	-
Silver Bluff Speed Tables (40-B50408)	22,000	22,000	-
South Bayshore Lane/Fairview Street (East & West) -D2 (40-B30737)	30,396	30,396	-
Spot Drainage (40-B193805)	428,000	428,000	-
SW 1st Ave between SW 15 and SW 7th Street - D2 (40-B30833)	705,973	705,973	-
SW 22 Terr from SW 27 Ave to SW 37 Ave - D2 (40-B50407)	318,709	318,709	-
SW 22 Terr from SW 32 Ave to SW 37 Ave - D2 (40-B50407A)	31,135	31,135	-
SW 25 Street from SW 27 Avenue to SW 32 Avenue D4 (40-B50421)	682,680	682,680	-
Swannanoa Mini Park - right of way improvements (design only) - D4 (40-B203519)	4,132	4,132	-

Funding Source and Type by Project Number

FUNDING	Total Funding	Prior Year	Current Year
Temporary Platform for NE Connector (TPO match) (40-B193600)	702,000	702,000	-
Traffic Calming Device at Intersection of SW 32 Ave and SW 5 St (40-B50505)	4,685	4,685	-
Urban Core Roadway Improvements (40-B73102B)	8,668,563	3,848,563	4,820,000
West Grove Roadway Improvements (40-B183610)	86,088	86,088	-
Local Option Gas Tax	**11,401,732**	**10,407,732**	**994,000**
A Media Art Entmt Rdwy Imprv (40-B50902)	902	902	-
Auburndale Traffic Device (SW 32nd Avenue & 2nd Street) D4 (40-B173655)	40,000	40,000	-
Belle Meade Traffic Calming Circle (40-B173642)	148,560	148,560	-
Brickell Avenue SE 15 Road to SE 8 Street - D2 (40-B30874)	32,900	32,900	-
Charles Avenue from Main Highway to South Douglas Road (40-B183612)	21,708	21,708	-
Citywide Pavement Resurfacing (40-B73102E)	4,468,691	3,474,691	994,000
Citywide Street Milling and Resurfacing - Local Option Gas Tax (40-B73102C)	649,065	649,065	-
Coconut Grove Business Improvement District (40-B30687)	14,968	14,968	-
D2 Roadway Project (40-B193612)	2,666	2,666	-
D5 Neighborhood Signage and Wayfinding (40-B17364)	13,000	13,000	-
Dorsey Park Neighborhood Roadway Improvements D5 (40-B50907)	208,321	208,321	-
Fairlawn Community Park (40-B193521)	118,562	118,562	-
FDEP Drainage Wells Compliance (40-B30700)	500,000	500,000	-
Flagler Street Beautification (40-B30606)	53,936	53,936	-
La Pastorita Traffic Calming and Miscellaneous Improvements - D4 (40-B30960)	16,814	16,814	-
Little Havana Pedestrian Priority Zone (40-B213602)	129,607	129,607	-
Lummus Park Landing Area Project (40-B30643)	252,398	252,398	-
Miami River New Greenway 17 Avenue to 19 Avenue (40-B233601)	25,774	25,774	-
Myers Park Phase I (Seawall and Boat Ramp Improvement) - D2 (40-B183500)	65,532	65,532	-
NE 3 Ave from NE 54 ST to NE 58 Terrace D5 (40-B50906)	776,502	776,502	-
NW 13 Avenue from NW 21 Street and NW 23 Street D-1,4 (40-B50112)	66,051	66,051	-
NW 13th Street from NW 35th Avenue to NW 37th Avenue - D1 (40-B50104)	463,765	463,765	-
NW 17th Street from NW 32 to NW 37 Avenue (40-B183611A)	57,218	57,218	-
NW 24th Avenue Roadway Improvement Project - D1 (40-B30723)	50,098	50,098	-
NW 30th Street Improvement-D1 (40-B30756)	317,439	317,439	-
NW 5 Avenue - Traffic Calming Devices - Construction Speed Hump and Raised Intersection (40-B23	4,490	4,490	-
Overtown Greenway @ NW 11 Terrace (40-B30624)	128,252	128,252	-
PH I: NW 29th Street (NW 7 Ave to NW 2 Ave) - D5 (40-B30896)	65,515	65,515	-
Public Works Miscellaneous Sidewalk Replacement (40-B43114B)	996,234	996,234	-
Reverend Edward T. Graham Greenway (40-B193621)	13,072	13,072	-
Riverview and Lawrence Pump Stations (40-B30992)	500,000	500,000	-
Shenandoah/Silver Bluff Roadway Improvement Project - D4 (40-B50404)	15,219	15,219	-
South Bayshore Lane/Fairview Street (East & West) -D2 (40-B30737)	52,124	52,124	-
South Golden Pines No Outlet Streets Improvements (40-B173613)	350,000	350,000	-
South Grove Phase 3 Roadway and Drainage Improvements D2 (40-B30836)	25,899	25,899	-
Supervisory Control and Data Acquisition (SCADA) System for Stormwater Pump Station CW (40-B2(	26,179	26,179	-
SW 14 Terrace (16 Ave to 17 Ave) D3 (40-B50316)	27,257	27,257	-
SW 15th Road between 3rd and 11th Avenue (40-B173619)	88,271	88,271	-
SW 1st Ave between SW 15 and SW 7th Street - D2 (40-B30833)	99,414	99,414	-
SW 23 Terrace from SW 27 Avenue to SW 32 Avenue (40-B50412)	13,847	13,847	-
SW 24 Street from SW 27 Avenue to SW 32 Avenue (40-B50413)	64,128	64,128	-
SW 5 Avenue (21-22 RD) and SW 21 RD (SW 5 - SW 4) D3 (40-B50308)	108,895	108,895	-
SW 5 Street fom 29 Av to 32 Ave Reconstruction (40-B203610)	111,491	111,491	-
SW 9 Ave (23 RD to 22 Rd) D3 (40-B50309)	102,472	102,472	-
Swannanoa Mini Park - right of way improvements (design only) - D4 (40-B203519)	14,071	14,071	-
The Roads Neighborhood Traffic Calming (40-B193619)	74,196	74,196	-
Very Poor Condition Roads, Phase 1 - Outside Priority Drainage Basins (40-B193622)	26,227	26,227	-
Marina Ticket Surcharge Revenue	**86,000**	**42,000**	**44,000**
Dinner Key Marina Emergency Repairs/Replacements (40-B183410)	86,000	42,000	44,000
Capital Miscellaneous Revenue	**153,203**	**153,203**	**-**
Riverside Park Renovations and Enhancements (40-B193515)	153,203	153,203	-
Downtown Developmental Regional Impact (DDRI)	**3,810,727**	**3,810,727**	**-**
Downtown Signage and Wayfinding System (40-B30941)	304,876	304,876	-
Flagler Street Beautification (40-B30606)	1,540,250	1,540,250	-
I-395 Baywalk - Phase I (McArthur Causeway Baywalk) D2 (40-B193623)	225,000	225,000	-
MacArthur Causeway Baywalk (40-B193624)	550,000	550,000	-
Maurice Ferre Park - wall demolition - CW (40-B203521)	325,559	325,559	-
Realocation of Downtown Restroom (40-B203108)	150,000	150,000	-
Reverend Edward T. Graham Greenway (40-B193621)	560,000	560,000	-
Transportation PSS - Transportation DRI Fees Administration (40-B70245D)	155,042	155,042	-

Funding Source and Type by Project Number

FUNDING	Total Funding	Prior Year	Current Year
County	**37,913,587**	**37,913,587**	**-**
The Children's Trust	**260,000**	**260,000**	**-**
Virginia Key Beach Park Historic Restoration PH 2 (40-B30174)	260,000	260,000	-
Miami-Dade County Dept of Environmental Resources	**650,000**	**650,000**	**-**
Virginia Key Landfill Assessment (40-B35002)	650,000	650,000	-
Office of Safe Neighborhood Parks	**48,845**	**48,845**	**-**
Virginia Key Beach Park Historic Restoration PH 2 (40-B30174)	48,845	48,845	-
Miami-Dade County Transportation Surtax and Gas Tax	**1,529,000**	**1,529,000**	**-**
Coconut Grove Business Improvement District (40-B30687)	1,529,000	1,529,000	-
Miami-Dade County	**8,386,434**	**8,386,434**	**-**
Badia Center Facility at Flagami Park - D4 (40-B203515)	800,000	800,000	-
Bay of Pigs Park (40-B183526)	100,000	100,000	-
Citywide Tree Planting (40-B183600)	20,282	20,282	-
Englewood Storm Sewer - Phase III (40-B30011)	681,000	681,000	-
Flagler Street Beautification (40-B30606)	4,170,000	4,170,000	-
Kinloch Roadway Improvements (40-B213606)	76,503	76,503	-
NW 24th Avenue Roadway Improvement Project - D1 (40-B30723)	25,865	25,865	-
Silver Bluff Dog Run Park (40-B193522A)	150,000	150,000	-
South Golden Pines No Outlet Streets Improvements (40-B173613)	162,980	162,980	-
SW 24 Street from SW 27 Avenue to SW 32 Avenue (40-B50413)	487,579	487,579	-
SW 24 Terrace from SW 27 Avenue to SW 31 Avenue (40-B50414)	867,027	867,027	-
SW 25 Street from SW 27 Avenue to SW 32 Avenue D4 (40-B50421)	845,198	845,198	-
Miami-Dade County Transportation and Public Works	**2,701,000**	**2,701,000**	**-**
Commodore Trail Master Plan and Improvements (40-B213603)	1,300,000	1,300,000	-
Railroad Crossing at NE 42nd Street and South Dixie Highway (40-B173901)	1,401,000	1,401,000	-
Miami-Dade County WASD	**2,422,451**	**2,422,451**	**-**
Grove Park Road Improvements PH II - D3 (40-B40347)	735,748	735,748	-
NE 3 Ave from NE 54 ST to NE 58 Terrace D5 (40-B50906)	24,986	24,986	-
NW 13th Street from NW 35th Avenue to NW 37th Avenue - D1 (40-B50104)	26,319	26,319	-
NW 17th Street from NW 27 to NW 32 Avenue (40-B183611)	71,386	71,386	-
NW 17th Street from NW 32 to NW 37 Avenue (40-B183611A)	53,125	53,125	-
NW 24th Avenue Roadway Improvement Project - D1 (40-B30723)	274,222	274,222	-
NW 30th Street Improvement-D1 (40-B30756)	66,466	66,466	-
South Bayshore Lane/Fairview Street (East & West) -D2 (40-B30737)	173,579	173,579	-
South Grove Phase 3 Roadway and Drainage Improvements D2 (40-B30836)	541,020	541,020	-
SW 23 Terrace from SW 27 Avenue to SW 32 Avenue (40-B50412)	59,024	59,024	-
SW 24 Street from SW 27 Avenue to SW 32 Avenue (40-B50413)	38,280	38,280	-
SW 24 Terrace from SW 27 Avenue to SW 31 Avenue (40-B50414)	57,123	57,123	-
SW 25 Street from SW 27 Avenue to SW 32 Avenue D4 (40-B50421)	62,792	62,792	-
SW 5 St between 27 Ave & 28 Ave Street Improvement - D4 (40-B30966)	238,380	238,380	-
Miami-Dade County General Obligation Bond	**21,915,858**	**21,915,858**	**-**
Bayhomes Drive Drainage Improvements D2 (40-B30846)	525,000	525,000	-
Citywide Storm Sewer Repair Project (40-B30262)	11,637	11,637	-
Coral Nook Circle (40-B193601)	577,811	577,811	-
Englewood Storm Sewer - Phase III (40-B30011)	2,508,729	2,508,729	-
Flagler Street Beautification (40-B30606)	6,000,000	6,000,000	-
Gold Star Family Memorial Mini Park (40-B193522)	150,000	150,000	-
Grove Park Road Improvements PH II - D3 (40-B40347)	2,840,000	2,840,000	-
Kinloch Park Building Addition - D1 (40-B40457)	1,299,220	1,299,220	-
Marine Stadium Restoration (40-B30688)	3,000,000	3,000,000	-
Shorecrest Drainage Improvements at NE 10 Ave. South of NE 79 St (40-B203609)	350,000	350,000	-
South Bayshore Lane/Fairview Street (East & West) -D2 (40-B30737)	583,802	583,802	-
SW 24 Street from SW 27 Avenue to SW 32 Avenue (40-B50413)	542,598	542,598	-
SW 24 Terrace from SW 27 Avenue to SW 31 Avenue (40-B50414)	2,169,867	2,169,867	-
SW 25 Street from SW 27 Avenue to SW 32 Avenue D4 (40-B50421)	1,187,193	1,187,193	-
Traffic Calming Device at Intersection of SW 32 Ave and SW 5 St (40-B50505)	170,000	170,000	-
Debt Proceeds	**543,373,588**	**543,373,588**	**-**
City Administration Building Financing	**241,483,401**	**241,483,401**	**-**
New Administration Building and Parking/Other Improvements (40-B243400)	241,483,401	241,483,401	-
Florida Department of Environmental Protection	**22,413,800**	**22,413,800**	**-**
Wagner Creek/Seybold Canal Dredging (40-B50643)	22,413,800	22,413,800	-
Marine Stadium Financing	**16,000,000**	**16,000,000**	**-**
Marine Stadium Flex - Park Development (40-B40668)	16,000,000	16,000,000	-
Santander Bank Vehicle Lease	**23,575,334**	**23,575,334**	**-**

Funding Source and Type by Project Number

FUNDING	Total Funding	Prior Year	Current Year
Fire Apparatus Vehicle Lease 2019 (40-B72810E)	12,570,000	12,570,000	-
Police Vehicle Lease 2019 (40-B74220D)	11,005,334	11,005,334	-
Signature Public Funding Corporation	**12,063,000**	**12,063,000**	**-**
MHZ P25 Trunked Network System (40-B183114)	12,063,000	12,063,000	-
Street Bonds - Series 2018C	**5,864,874**	**5,864,874**	**-**
A Media Art Entmt Rdwy Imprv (40-B50902)	387,211	387,211	-
Buena Vista Neighborhood Traffic Calming (40-B193620)	10,079	10,079	-
Citywide Storm Sewer Repair Project (40-B30262)	10,938	10,938	-
Coconut Grove Business Improvement District (40-B30687)	12,760	12,760	-
District 4 Traffic Calming - Districtwide -D4 (40-B203608)	6,684	6,684	-
Dorsey Park Neighborhood Roadway Improvements D5 (40-B50907)	472,911	472,911	-
Flagler Street Beautification (40-B30606)	2,792,521	2,792,521	-
Grove Park Road Improvements PH II - D3 (40-B40347)	65,946	65,946	-
NE 3 Ave from NE 54 ST to NE 58 Terrace D5 (40-B50906)	139,526	139,526	-
NW 13 Avenue from NW 21 Street and NW 23 Street D-1,4 (40-B50112)	479,313	479,313	-
NW 13th Street from NW 35th Avenue to NW 37th Avenue - D1 (40-B50104)	20,542	20,542	-
NW 24th Avenue Roadway Improvement Project - D1 (40-B30723)	727	727	-
NW 30th Street Improvement-D1 (40-B30756)	36,499	36,499	-
Overtown Greenway @ NW 11 Terrace (40-B30624)	898,979	898,979	-
South Bayshore Lane/Fairview Street (East & West) -D2 (40-B30737)	715	715	-
SW 12 St (SW 17 Ave-SW 16 Ave) D3 (40-B50311)	203,302	203,302	-
SW 15th Road between 3rd and 11th Avenue (40-B173619)	2,051	2,051	-
SW 17 ST (16 ave to 17 ave) (40-B50312A)	234,597	234,597	-
SW 23 Terrace from SW 27 Avenue to SW 32 Avenue (40-B50412)	20,054	20,054	-
SW 25 Street from SW 27 Avenue to SW 32 Avenue D4 (40-B50421)	35,238	35,238	-
SW 5 St between 27 Ave & 28 Ave Street Improvement - D4 (40-B30966)	17,130	17,130	-
SW 9 Ave (23 RD to 22 Rd) D3 (40-B50309)	6,051	6,051	-
Swannanoa Mini Park - right of way improvements (design only) - D4 (40-B203519)	11,098	11,098	-
Miami Forever Bond	**185,973,179**	**185,973,179**	**-**
5215 W Flagler Affordable Housing (40-B213420)	1,505,000	1,505,000	-
5350 West Flagler Street (40-B243103)	5,145,000	5,145,000	-
8th Street Flood Improvements (40-B233606)	891,000	891,000	-
Affordable Housing Development -1251 SW 7th Street (40-B213421)	641,900	641,900	-
Alice Wainwright Park Seawall and Baywalk (40-B40454C)	2,650,000	2,650,000	-
Allapattah Flood Improvements - NW 7 Ave to 14 Ave, NW 23 St to 31 St (40-B233815)	5,334,000	5,334,000	-
Armbrister Park Community Center Design (40-B193512)	400,000	400,000	-
Auburndale Flood Mitigation Project (40-B223802)	10,000,000	10,000,000	-
Bay of Pigs Park (40-B183526)	485,000	485,000	-
Bayfront Park Fountain (40-B233523)	2,833,760	2,833,760	-
Brickell and Coconut Grove Seawalls between SE 25th Rd to Mathenson Ave. and Biscayne Bay - D2 (	830,000	830,000	-
Brickell Bay Drive Design Criteria Package (40-B193802)	10,085,000	10,085,000	-
City-wide Parks Access and Mobility Renovations (40-B193508)	2,212,000	2,212,000	-
City-wide Parks Playground Renovations (40-B193509)	2,788,200	2,788,200	-
City-wide Parks Roofing Reconstruction (40-B193510)	655,400	655,400	-
Clemente Park Flood Improvements - Miami Ave to NW 2 Ave and NW 30 St to 36 St (40-B233817)	3,789,000	3,789,000	-
Construction Manager at Risk Services at West End Park (40-B183505A)	6,000,000	6,000,000	-
Coral Way Park Expansion and Enhancements (40-B193514)	925,000	925,000	-
Curtis Park Community Center Design (40-B193511)	400,000	400,000	-
District 4 Park Land Acquisition (40-B213414)	1,000,000	1,000,000	-
District Affordable Housing Land Acquistion (40-B213414A)	850,000	850,000	-
Douglas Park Community Center (40-B40581)	1,940,000	1,940,000	-
E & W Glencoe Street, S Bayshore Ct Flood Improvements (40-B233823)	1,100,000	1,100,000	-
East Flagami Flood Mitigation (40-B223801)	15,000,000	15,000,000	-
East Little Havana Flood Improvements ¿ W 12 Ave to W 17 Ave, NW 2 St to SW 6 St (Pump Station)	8,132,000	8,132,000	-
Edgewater Flood Improvements Phase I ¿ NE 4 Ave to Biscayne Bay, NE 22 St to NE 24 St (Pump Stat	8,556,000	8,556,000	-
Fairlawn Community Park Phase II (40-B233506)	750,000	750,000	-
Fire Facilities Resiliency Project (FS10) - Design (40-B193207)	420,000	420,000	-
Grapeland Heights Park and Baseball Park (40-B233513)	1,416,880	1,416,880	-
Immediate Flood Control: Install Backflow Valves CW (40-B233806)	1,996,000	1,996,000	-
Improve Drainage Outside of Priority Drainage Basins (Phase 1) (40-B193801)	2,300,000	2,300,000	-
Jose Marti Park Flood Mitigation Study and Design (40-B193803)	940,000	940,000	-
Jose Marti Park Seawall, Riverwalk, and Kayak Launch, FIND Phase I (40-B193500)	3,000,000	3,000,000	-
Legion Park Community Building Improvements (40-B40510A)	825,000	825,000	-
Legion Park Improvements (40-B40510)	263,000	263,000	-
Little River Mini Park - Phase 1 (40-B193501)	1,300,000	1,300,000	-

Funding Source and Type by Project Number

FUNDING	Total Funding	Prior Year	Current Year
Localized Flooding Improvements Citywide (40-B233822)	10,000,000	10,000,000	-
Maceo Park Boatramp - D1 (40-B17357)	79,929	79,929	-
Mary Brickell Village Drainage Improvements Phase 2 (40-B233821)	2,246,000	2,246,000	-
Melrose Flood Improvements Phase 1, NW 23 Ave to NW 19 Ave, NW 34 St to NW 30 St (40-B23381	3,530,000	3,530,000	-
Miami Forever Bond Homeowner Preservation Program Project Management (40-B223127)	200,000	200,000	-
Moore Park Gym Design and Construction (40-B193513)	6,800,000	6,800,000	-
New Park at 2200 SW 9th AVE & 910 SW 22nd RD (40-B193518)	1,000,000	1,000,000	-
New Park at 3699/3701 SW 1st AVE (40-B193517)	1,200,000	1,200,000	-
North Grapeland Heights Seawall (NGHS) at NW 13 Street and NW 32nd Ave. - D1 (40-B233813)	146,000	146,000	-
NW 17th Street from NW 27 to NW 32 Avenue (40-B183611)	5,456,928	5,456,928	-
NW 17th Street from NW 32 to NW 37 Avenue (40-B183611A)	2,853,000	2,853,000	-
NW 7 ST RD from NW N River DR to NW 9 CT D5 (40-B50904)	1,793,000	1,793,000	-
Replacement of 8 Seawalls in Edgewater between NE 22 St to NE 34 St. along Biscayne Bay - D2 (40-	1,556,000	1,556,000	-
Replacement of Seawalls Morningside between NE 55 Terr, NE 65 St and Biscayne Bay - D2 (40-B233	609,000	609,000	-
Replacement of Seawalls Shorecrest between NE 84 St and Ademar Canal; NE Bayshore Dr. and Davi	903,000	903,000	-
Riverside Park Renovations and Enhancements (40-B193515)	995,000	995,000	-
Shenandoah Park Pool Renovation (40-B40563)	600,000	600,000	-
Shenandoah Playground Replacement (40-B233507)	750,000	750,000	-
Shorecrest South Flood Improvements ¿ NE 8 Ct to NE Bayshore Ct, NE Little River Dr to NE 79 St (Pu	8,034,000	8,034,000	-
Silver Bluff Dog Run Park (40-B193522A)	350,000	350,000	-
South Bayshore Lane/Fairview Street (East & West) -D2 (40-B30737)	8,190,000	8,190,000	-
South¿West Wynwood Flood Improvements ¿ NW 3 Ave to NW 5 Pl, NW 16 St to NW 28 St (Pump S	5,072,000	5,072,000	-
Spring Garden Point Park Historic Building (40-B40566)	850,000	850,000	-
SW 23 Terrace from SW 27 Avenue to SW 32 Avenue (40-B50412)	1,580,000	1,580,000	-
SW 24 Street from SW 27 Avenue to SW 32 Avenue (40-B50413)	1,530,000	1,530,000	-
SW 49 Ave from SW 8 St to W Flagler St (40-B233801)	1,225,000	1,225,000	-
SW 56 Avenue from SW 8 Street to West Flagler Street (40-B233800)	975,000	975,000	-
Tamiami Blvd Roadway Drainage Imrpovements (40-B243600)	2,000,000	2,000,000	-
Very Poor Condition Roads, Phase 1 - Outside Priority Drainage Basins (40-B193622)	7,590,182	7,590,182	-
West End Park Pool and Enhancements (40-B183505)	500,000	500,000	-
Miami Special Obligation Bond	**36,000,000**	**36,000,000**	**-**
Miami Marine Stadium Marina (40-B70042)	3,000,000	3,000,000	-
Oracle Cloud Startup (40-B223119)	30,000,000	30,000,000	-
Virginia Key Boat Launch and Trailer Parking - D2 (40-B70046)	3,000,000	3,000,000	-
Donation	**3,513,000**	**3,513,000**	**-**
International Yacht Brokers Association	**150,000**	**150,000**	**-**
I-395 Baywalk - Phase I (McArthur Causeway Baywalk) D2 (40-B193623)	150,000	150,000	-
National Marine Manufacturers Association	**3,253,000**	**3,253,000**	**-**
Marine Stadium Flex - Park Development (40-B40668)	3,253,000	3,253,000	-
Van Alen Institute	**60,000**	**60,000**	**-**
Jose Marti Park Flood Mitigation Study and Design (40-B193803)	60,000	60,000	-
Donation - Nicholson Construction Land Use	**50,000**	**50,000**	**-**
Virginia Key Kayak Launch (40-B40584)	50,000	50,000	-
Federal	**27,900,000**	**27,900,000**	**-**
American Rescue Plan Act	**23,900,000**	**23,900,000**	**-**
Badia Center Facility at Flagami Park - D4 (40-B203515)	2,470,000	2,470,000	-
Citywide Park Equipment & Site Impr. (40-B30541D)	2,000,000	2,000,000	-
Curtis Park Community Center Design (40-B193511)	700,000	700,000	-
General Firefighting & EMS Equipment (40-B70106A)	1,500,000	1,500,000	-
Grapeland Heights Park and Baseball Park (40-B233513)	500,000	500,000	-
Juan Pablo Duarte Park - ARPA (40-B233516)	250,000	250,000	-
Park Public Wi-Fi Installation - Phase I (40-B243519)	1,500,000	1,500,000	-
Parks Public WiFi Installation - Phase I (40-B223521)	1,000,000	1,000,000	-
Police Fleet Acquistion (40-B223207)	1,500,000	1,500,000	-
Riverside Park Renovations and Enhancements (40-B193515)	400,000	400,000	-
Sewell Park - ARPA (40-B233515)	250,000	250,000	-
Shenandoah Mini Pk-ROW Improv (40-B203518)	500,000	500,000	-
SW 24 Terrace from SW 27 Avenue to SW 31 Avenue (40-B50414)	1,250,000	1,250,000	-
SW 25 Street from SW 27 Avenue to SW 32 Avenue D4 (40-B50421)	1,250,000	1,250,000	-
West End Park Pool and Enhancements (40-B183505)	8,830,000	8,830,000	-
Department of Housing and Urban Development	**4,000,000**	**4,000,000**	**-**
Jose Marti Park Seawall, Riverwalk, and Kayak Launch, FIND Phase I (40-B193500)	4,000,000	4,000,000	-
Federal Pass Through State	**131,266,221**	**131,266,221**	**-**
FEMA - Hurricane Irma	**10,983,983**	**10,983,983**	**-**
Dinner Key Marina (40-B193402)	10,935,983	10,935,983	-

Funding Source and Type by Project Number

FUNDING	Total Funding	Prior Year	Current Year
Gerry Curtis Park/Damage #22424 (40-B18354313602)	48,000	48,000	-
Florida Department of Environmental Protection	**60,088,421**	**60,088,421**	**-**
Auburndale Flood Mitigation Project (40-B223802)	9,149,197	9,149,197	-
Brickell and Coconut Grove Seawalls between SE 25th Rd to Mathenson Ave. and Biscayne Bay - D2 (	829,265	829,265	-
Brickell Bay Drive Design Criteria Package (40-B193802)	17,170,650	17,170,650	-
East Flagami Flood Mitigation (40-B223801)	14,438,495	14,438,495	-
Edgewater Flood Improvements Phase I ¿ NE 4 Ave to Biscayne Bay, NE 22 St to NE 24 St (Pump Stat	8,555,988	8,555,988	-
Replacement of Seawalls Morningside between NE 55 Terr, NE 65 St and Biscayne Bay - D2 (40-B233	608,761	608,761	-
Replacement of Seawalls Shorecrest between NE 84 St and Ademar Canal; NE Bayshore Dr. and Davi	902,135	902,135	-
Shorecrest South Flood Improvements ¿ NE 8 Ct to NE Bayshore Ct, NE Little River Dr to NE 79 St (Pu	8,033,930	8,033,930	-
Virginia Key Park Enhancements - D2 (40-B17354)	400,000	400,000	-
Florida Department of Transportation	**1,745,758**	**1,745,758**	**-**
Downtown Signage and Wayfinding System (40-B30941)	1,000,000	1,000,000	-
Overtown Greenway @ NW 11 Terrace (40-B30624)	1,589	1,589	-
Overtown Greenway along NW 11 Street (NW 7th to 12th Avenue) (40-B173648)	744,169	744,169	-
FEMA - Wind Retrofit	**707,362**	**707,362**	**-**
Solid Waste Department Building Retrofit (40-B183902)	707,362	707,362	-
Florida Department of Financial Services	**28,429**	**28,429**	**-**
Comprehensive Cancer Prevention Program - CW (40-B70184)	28,429	28,429	-
FEMA Hazard Mitigation Grant Program	**186,743**	**186,743**	**-**
Fire Facilities Repairs Equipment & Furniture (40-B173210)	186,743	186,743	-
CDBG Mitigation Program - DEO	**53,022,222**	**53,022,222**	**-**
East Little Havana Flood Improvements ¿ W 12 Ave to W 17 Ave, NW 2 St to SW 6 St (Pump Station)	18,447,439	18,447,439	-
Jose Marti Park Seawall, Riverwalk, and Kayak Launch, FIND Phase I (40-B193500)	13,497,843	13,497,843	-
NW 17th Street from NW 27 to NW 32 Avenue (40-B183611)	716,963	716,963	-
NW 17th Street from NW 32 to NW 37 Avenue (40-B183611A)	500,000	500,000	-
South¿West Wynwood Flood Improvements ¿ NW 3 Ave to NW 5 Pl, NW 16 St to NW 28 St (Pump S	19,859,977	19,859,977	-
Department of Housing and Urban Development	**4,503,303**	**4,503,303**	**-**
Fire Station 12 - Hardening (40-B223212)	1,423,000	1,423,000	-
Fire Station 2 - Hardening (40-B213210)	994,303	994,303	-
Fire Station 9 - Hardening (40-B213209)	1,307,000	1,307,000	-
Hadley Park - Resiliency Hub (40-B213512)	779,000	779,000	-
Other Local Units	**6,743,721**	**6,743,721**	**-**
Coconut Grove Business Improvement District	**500,000**	**500,000**	**-**
Coconut Grove Business Improvement District (40-B30687)	500,000	500,000	-
Downtown Development Authority	**1,805,000**	**1,805,000**	**-**
Downtown Signage and Wayfinding System (40-B30941)	500,000	500,000	-
Flagler Street Beautification (40-B30606)	1,000,000	1,000,000	-
I-395 Baywalk - Phase I (McArthur Causeway Baywalk) D2 (40-B193623)	200,000	200,000	-
Realocation of Downtown Restroom (40-B203108)	30,000	30,000	-
Reverend Edward T. Graham Greenway (40-B193621)	50,000	50,000	-
Transportation Program Support Services - Transit Professional (40-B30645A)	25,000	25,000	-
Miami Parking Authority	**2,201,721**	**2,201,721**	**-**
Bay of Pigs Park (40-B183526)	250,000	250,000	-
Coral Gate Parking Improvements at 32nd Avenue and 16th Street (40-B233605)	601,721	601,721	-
Regatta Park (40-B30182B)	1,300,000	1,300,000	-
Reverend Edward T. Graham Greenway (40-B193621)	50,000	50,000	-
Miami-Dade Transportation Planning Organization	**125,000**	**125,000**	**-**
Bicycle Masterplan Update D2 (40-B203613)	75,000	75,000	-
Transportation Program Support Svc - Transit Professional (40-B70246)	50,000	50,000	-
OMNI CRA Contribution	**2,112,000**	**2,112,000**	**-**
Traffic Cir at North Bayshore (40-B203614)	2,112,000	2,112,000	-
Private	**11,706,406**	**11,706,406**	**-**
Coconut Grove Waterfront Master Plan - Biscayne Bay Yacht Club	**367,990**	**367,990**	**-**
Regatta Park (40-B30182B)	367,990	367,990	-
Coconut Grove Waterfront Master Plan - Coral Reef Yacht Club	**458,414**	**458,414**	**-**
Regatta Park (40-B30182B)	458,414	458,414	-
Donation - Makaira, Inc	**25,000**	**25,000**	**-**
Marine Stadium Restoration (40-B30688)	25,000	25,000	-
National Trust for Historic Preservation	**166,513**	**166,513**	**-**
Marine Stadium Restoration (40-B30688)	166,513	166,513	-
Private - TVM Productions	**172,577**	**172,577**	**-**
New Dinner Key Marina Dockmaster Building (40-B60464)	17	17	-
Regatta Park (40-B30182B)	154,155	154,155	-
Regatta Park Enhancements (40-B183517)	18,404	18,404	-

Funding Source and Type by Project Number

FUNDING	Total Funding	Prior Year	Current Year
Structural Settlement	**128,017**	**128,017**	**-**
City Department Buildout at Marlins Garage (40-B30648A)	128,017	128,017	-
Public Benefit Contribution - FDG Rail Holdings 25	**500,000**	**500,000**	**-**
Fire Station No. 1 (40-B183207)	500,000	500,000	-
The Nature Conservancy	**51,875**	**51,875**	**-**
Morningside Park Baywalk, Kayak Launch, and Boat Ramp - Phase I (40-B173511A)	51,875	51,875	-
Surety Payment Bonds	**436,021**	**436,021**	**-**
Legion Park Improvements (40-B40510)	288,060	288,060	-
Mary Brickell Village Drainage Improvements (40-B30637)	147,961	147,961	-
Public Benefit Contribution - Southside Place	**9,000,000**	**9,000,000**	**-**
Affordable Housing Development -1251 SW 7th Street (40-B213421)	5,200,000	5,200,000	-
Coral Way Park Expansion and Enhancements (40-B193514)	1,900,000	1,900,000	-
D3 Affordable Housing Development and Park Projects (40-B223401)	1,900,000	1,900,000	-
Edgewater Neighborhood Settlement Agreement	**400,000**	**400,000**	**-**
Edgewater Neighborhood Area Baywalk and Park Improvements (40-B223522)	400,000	400,000	-
State	**89,148,763**	**89,148,763**	**-**
Florida Department of Environmental Protection	**52,490,079**	**52,490,079**	**-**
8th Street Flood Improvements (40-B233606)	4,890,723	4,890,723	-
Allapattah Flood Improvements - NW 7 Ave to 14 Ave, NW 23 St to 31 St (40-B233815)	15,688,093	15,688,093	-
Auburndale Flood Mitigation Project (40-B223802)	1,500,000	1,500,000	-
Citywide Critical Facilities and Assets Vulnerability Assessment (40-B233802)	197,575	197,575	-
Clemente Park Flood Improvements - Miami Ave to NW 2 Ave and NW 30 St to 36 St (40-B233817)	7,367,365	7,367,365	-
Dinner Key Pumpout Boat - D2 (40-B213403)	111,458	111,458	-
East Flagami Flood Mitigation (40-B223801)	3,000,000	3,000,000	-
Fairlawn Community Park (40-B193521)	800,000	800,000	-
Immediate Flood Control: Install Backflow Valves CW (40-B233806)	2,042,000	2,042,000	-
Kinloch Flooding Mitigation and Road Reconstruction FDEP Grant (40-B213606A)	1,304,619	1,304,619	-
Kinloch Roadway Improvements (40-B213606)	965,000	965,000	-
Melrose Flood Improvements Phase 1, NW 23 Ave to NW 19 Ave, NW 34 St to NW 30 St (40-B23381	5,514,942	5,514,942	-
Miami Localized Flooding Improvements District 3 (40-B233819)	1,052,000	1,052,000	-
Miami Pump Stations Upgrade District 3 (40-B233820)	2,500,000	2,500,000	-
Miami Tidal Valves and Flood Improvements District 3 (40-B233818)	100,000	100,000	-
North Grapeland Heights Seawall (NGHS) at NW 13 Street and NW 32nd Ave. - D1 (40-B233813)	145,527	145,527	-
Replacement of 8 Seawalls in Edgewater between NE 22 St to NE 34 St. along Biscayne Bay - D2 (40-	1,555,882	1,555,882	-
Stormwater Master Plan Update 2016 (40-B30632A)	1,125,000	1,125,000	-
Supervisory Control and Data Acquisition (SCADA) System for Stormwater Pump Station CW (40-B2(	679,895	679,895	-
SW 24 Street from SW 27 Avenue to SW 32 Avenue (40-B50413)	1,500,000	1,500,000	-
Wagner Creek/Seybold Canal Dredging (40-B50643)	450,000	450,000	-
Florida Department of Transportation	**6,494,949**	**6,494,949**	**-**
City of Miami Trolley Program - Trolley Acquisition (40-B70715E)	2,494,949	2,494,949	-
Little Havana Pedestrian Priority Zone (40-B213602)	3,000,000	3,000,000	-
Tamiami Blvd Roadway Drainage Imrpovements (40-B243600)	1,000,000	1,000,000	-
Florida Fish and Wildlife Conservation Commission	**13,440**	**13,440**	**-**
Miami Marine Stadium Marina (40-B70042)	13,440	13,440	-
Florida Historic Preservation	**1,859,260**	**1,859,260**	**-**
Barnyard - Roof Waterproofing (40-B233510)	359,260	359,260	-
Gusman Hall Improvements / Repairs (40-B70100)	500,000	500,000	-
Marine Stadium Restoration (40-B30688)	1,000,000	1,000,000	-
Florida Department of Economic Opportunity	**500,000**	**500,000**	**-**
Railroad Crossing at NE 42nd Street and South Dixie Highway (40-B173901)	500,000	500,000	-
Florida Cultural Facilities Program	**78,250**	**78,250**	**-**
Little Haiti Cultural Complex Facility Improvements - D5 (40-B183511)	78,250	78,250	-
Florida Inland Navigation District	**25,994,639**	**25,994,639**	**-**
20 NW North River Dr Rip-Rap and Boat Slip - Phase I (40-B223800)	43,200	43,200	-
Alice Wainwright Park Seawall and Baywalk (40-B40454C)	2,134,861	2,134,861	-
Curtis Park New Pool Facility and Boat Ramp Improvement (40-B35806)	190,050	190,050	-
Derelict Vessel Removal (40-B70043)	60,000	60,000	-
Derelict Vessel Removal MPD (40-B223210)	93,950	93,950	-
Dinner Key Marina (40-B193402)	3,978,087	3,978,087	-
First Presbyterian Church Ph I (40-B183401)	725,484	725,484	-
Jose Marti Park Seawall, Riverwalk, and Kayak Launch, FIND Phase I (40-B193500)	2,884,096	2,884,096	-
Legion Park Shore Stablization - Design and Permitting (40-B223507)	196,300	196,300	-
Little River Mini Park - Phase 1 (40-B193501)	417,048	417,048	-
Lummus Park Landing Area Project (40-B30643)	398,053	398,053	-
Margaret Pace Park - Phase I (40-B233500)	539,760	539,760	-

Funding Source and Type by Project Number

FUNDING	Total Funding	Prior Year	Current Year
Marine Patrol Vessel (40-B233204)	75,000	75,000	-
Marine Stadium Flex - Park Development (40-B40668)	58,243	58,243	-
Marine Stadium Restoration (40-B30688)	693,605	693,605	-
Miamarina Pier 5 Commercial Wharf Improvement - Phase I (40-B70045)	1,369,140	1,369,140	-
Miami Marine Stadium Marina (40-B70042)	150,000	150,000	-
Mooring Field Offshore (Dinner Key Marina) - D2 (40-B70048)	295,380	295,380	-
Mooring Field Offshore (Watson Island) - D2 (40-B70047)	385,085	385,085	-
Morningside Park Baywalk, Kayak Launch, and Boat Ramp - Phase I (40-B173511A)	4,609,307	4,609,307	-
Morningside Park Floating Dock (40-B40532)	92,718	92,718	-
Myers Park Phase I (Seawall and Boat Ramp Improvement) - D2 (40-B183500)	882,862	882,862	-
Peacock Park - Phase I (40-B233501)	156,600	156,600	-
Purchase of Marine Vessel for Miami Police Department (40-B243200)	100,000	100,000	-
Regatta Park (40-B30182B)	20,000	20,000	-
Spring Gdn Pk Seawall & Kayak (40-B40454A)	602,153	602,153	-
Virginia Key Boat Launch and Trailer Parking - D2 (40-B70046)	1,292,165	1,292,165	-
Virginia Key Kayak Launch (40-B40584)	651,494	651,494	-
Wagner Creek/Seybold Canal Dredging (40-B50643)	2,900,000	2,900,000	-
Florida Department of Elder Affairs	**1,700,000**	**1,700,000**	**-**
Badia Center Facility at Flagami Park - D4 (40-B203515)	1,700,000	1,700,000	-
State of Florida Dept of Financial Services	**18,146**	**18,146**	**-**
General Firefighting & EMS Equipment (40-B70106A)	18,146	18,146	-
Grand Total	**1,685,998,156**	**1,624,171,156**	**61,827,000**

Funding Source Type	Total Funding	Prior Year	Current Year
City Funds	$ 834,432,870	$ 772,605,870	$ 61,827,000
County	$ 37,913,587	$ 37,913,587	$ -
Debt Proceeds	$ 543,373,588	$ 543,373,588	$ -
Donation	$ 3,513,000	$ 3,513,000	$ -
Federal	$ 27,900,000	$ 27,900,000	$ -
Federal Pass Through State	$ 131,266,221	$ 131,266,221	$ -
Other Local Units	$ 6,743,721	$ 6,743,721	$ -
Private	$ 11,706,406	$ 11,706,406	$ -
State	$ 89,148,763	$ 89,148,763	$ -
Grand Total	**$ 1,685,998,156**	**$ 1,624,171,156**	**$ 61,827,000**

Page Intentionally Left Blank

OPERATING IMPACT SECTION

- Operating Impact Summary

Page Intentionally Left Blank

Operating Impact of Capital Plan

The City's capital budget is distinct from its operating budget. However, there is an inter-relationship that exists since projects funded and implemented through the capital budget may directly affect the operating budget to address increases or decreases in costs related to supporting and operating those projects. In short, capital projects may impact ongoing expenses on routine operations, repairs, and maintenance, either positively or negatively.

The potential operating impacts of proposed capital projects are carefully considered as part of the City's capital planning process. In many cases, the most important component of a capital spending decision is not the initial acquisition and development cost, but rather the cost impact on the operating budget over the life of the capital asset. Projects that represent new or significantly enhanced facilities or technology will impact the operating budget as they are completed and released or transferred back to the pertinent department for operation and maintenance.

Many projects involve the purchase or reconstruction of existing infrastructure to upgrade facilities and equipment to current standards and, as such, do not carry significant operating impacts. Some of these projects, however, require additional operating expenditures for utilities such as water and electricity, or for landscape and lighting maintenance that exceed current consumption levels. New projects, such as park recreation centers and fire-rescue stations, often require the hiring of new personnel, purchase of new furniture and equipment, as well as routine maintenance and payment of increased utility bills.

Each City department works with the Office of Management and Budget to determine the operating impacts of proposed capital projects. Future costs associated with the operation and maintenance of capital assets are estimated and included in the City's capital and operating budgets.

The *Sources and Estimated Uses by Department* report in the Capital Reports Section lists the estimated operating impact by project.

Capital Fund	Estimated Operating and Maintenance Cost
Disaster Recovery	$ -
General Government	$ 587,000
Mass Transit	$ -
Parks and Recreation	$ 1,289,000
Public Facilities	$ 544,000
Public Safety	$ 93,000
Sanitary Sewers	$ -
Solid Waste	$ -
Storm Sewers	$ 13,000
Streets and Sidewalks	$ 93,000
Grand Total	**$ 2,619,000**

Page Intentionally Left Blank

APPENDICES

- List of Prior Year Capital Appropriations
- Detailed Report by Capital Project Number

Page Intentionally Left Blank

List of Prior Year Capital Appropriations

Project No.	Project Name	Amount	Fund	Funding Source	Award No.	Award Name	Date	Reso No.
40-B233107	Police Vehicles	5,012,000	31000	General Government	1426	Contribution from General Fund	9/28/2023	R-23-0448
40-B243101	Citywide Operations Equipment	2,000,000	31000	General Government	1426	Contribution from General Fund	9/28/2023	R-23-0448
40-B243102	40/50 Year Recertification Grant Program	1,000,000	31000	General Government	1426	Contribution from General Fund	9/28/2023	R-23-0448
40-B40711	D1 Parks, Streets, and Lighting Improvements	2,000,000	35000	Parks and Recreation	1426	Contribution from General Fund	9/28/2023	R-23-0448
40-B40712	D2 Parks, Streets, and Lighting Improvements	2,000,000	35000	Parks and Recreation	1426	Contribution from General Fund	9/28/2023	R-23-0448
40-B40713A	D3 Parks, Streets, Affordable Housing, and Lighting Improvements Reserve	2,000,000	35000	Parks and Recreation	1426	Contribution from General Fund	9/28/2023	R-23-0448
40-B40714	D4 Parks, Streets, and Lighting Improvements	2,000,000	35000	Parks and Recreation	1426	Contribution from General Fund	9/28/2023	R-23-0448
40-B40715	D5 Parks, Streets, and Lighting Improvements	2,000,000	35000	Parks and Recreation	1426	Contribution from General Fund	9/28/2023	R-23-0448
40-B70042	Miami Marine Stadium Marina - Mooring Field	3,000,000	34000	Public Facilities	2984	Virginia Key Capital Projects SOB approved via R-23-0488	11/16/2023	R-23-0508
40-B70046	Virginia Key Boat Launch and Trailer Parking	3,000,000	34000	Public Facilities	2984	Virginia Key Capital Projects SOB approved via R-23-0488	11/16/2023	R-23-0508
40-B203614	Traffic Circle Project at North Bayshore Drive	2,112,000	36000	Street and Sidewalks	2737	Contribution from OMNI CRA approved via CRA R-23-0051	11/16/2023	R-23-0508
40-B213421	Affordable Housing Development -1251 SW 7th Street	161,000	34000	Public Facilities	2750	Miami Forever Bond Housing and Economic Develop Taxable S2B	11/16/2023	R-23-0508
40-B243500	Gerry Curtis Park Concession Building Structural Improvements (40 Year Recertification)	150,000	35000	Parks and Recreation	2253	Impact Fees- Parks	9/9/2023	R-23-0376
40-B243501	Gerry Curtis Park Pool Enhancements	300,000	35000	Parks and Recreation	2253	Impact Fees- Parks	9/9/2023	R-23-0376
40-B243502	Fern Isle Park Master Plan Design	250,000	35000	Parks and Recreation	2253	Impact Fees- Parks	9/9/2023	R-23-0376
40-B243503	Gerry Curtis Park Turf and Track Replacement	1,225,000	35000	Parks and Recreation	2253	Impact Fees- Parks	9/9/2023	R-23-0376
40-B243504	Melrose Park Lighting Improvements	300,000	35000	Parks and Recreation	2253	Impact Fees- Parks	9/9/2023	R-23-0376
40-B243505	Ronald Reagan Park Enhancements	75,000	35000	Parks and Recreation	2253	Impact Fees- Parks	9/9/2023	R-23-0376
40-B243506	Antonio Maceo Park Lighting Upgrades	100,000	35000	Parks and Recreation	2253	Impact Fees- Parks	9/9/2023	R-23-0376
40-B40532	Morningside Park Floating Dock	5,052,000	35000	Parks and Recreation	2253	Impact Fees - Parks - FIND Match	9/9/2023	R-23-0376
40-B40532	Morningside Park Floating Dock	220,000	35000	Parks and Recreation	2253	Impact Fees - Parks - Art in Public Places	9/9/2023	R-23-0376
40-B243510	Jose Marti Park Pickleball Center Creation	1,293,000	35000	Parks and Recreation	2253	Impact Fees- Parks	9/9/2023	R-23-0376

Table of Contents

List of Prior Year Capital Appropriations

Project No.	Project Name	Amount	Fund	Funding Source	Award No.	Award Name	Date	Reso No.
40-B223511	1320 Mini Park Construction	450,000	35000	Parks and Recreation	2253	Impact Fees- Parks	9/9/2023	R-23-0376
40-B193515	Riverside Park Artificial Turf	1,000,000	35000	Parks and Recreation	2253	Impact Fees - Parks	9/9/2023	R-23-0376
40-B40581	Douglas Park Community Center	1,650,000	35000	Parks and Recreation	2253	Impact Fees- Parks	9/9/2023	R-23-0376
40-B243511	Robert King High Park Basketball Court Lighting and Hoops	300,000	35000	Parks and Recreation	2253	Impact Fees - Parks	9/9/2023	R-23-0376
40-B193521	Fairlawn Community Park	750,000	35000	Parks and Recreation	2253	Impact Fees- Parks	9/9/2023	R-23-0376
40-B213513	College Football Entities Projects at Moore Park	250,000	35000	Parks and Recreation	2253	Impact Fees- Parks	9/9/2023	R-23-0376
40-B203509	Athalie Range Park Building - Design	450,000	35000	Parks and Recreation	2253	Impact Fees- Parks	9/9/2023	R-23-0376
40-B243513	Little Haiti Cultural Center and Caribbean Marketplace A/C Chiller Replacements	500,000	35000	Parks and Recreation	2253	Impact Fees- Parks	9/9/2023	R-23-0376
40-B243514	Athalie Range Park Athletic Field	1,150,000	35000	Parks and Recreation	2253	Impact Fees- Parks	9/9/2023	R-23-0376
40-B243507	Williams Park General Enhancements	300,000	35000	Parks and Recreation	2253	Impact Fees- Parks	9/9/2023	R-23-0376
40-B17350	Citywide Park Safety Enhancements	750,000	35000	Parks and Recreation	2253	Impact Fees- Parks	9/9/2023	R-23-0376
40-B17352	Citywide Park Playground Enhancements	205,000	35000	Parks and Recreation	2253	Impact Fees- Parks	9/9/2023	R-23-0376
40-B243515	City Hall Incorporation Monument	200,000	35000	Parks and Recreation	2253	Impact Fees- Parks	9/9/2023	R-23-0376
40-B70106A	General Firefighting and EMS Equipment	1,913,000	32000	Public Safety	2255	Impact Fees - Fire	9/9/2023	R-23-0376
40-B243200	Purchase of Marine Vessel for Miami Police Department	301,000	32000	Public Safety	2252	Impact Fees - Police	9/9/2023	R-23-0376
40-B243201	Purchase of New Computers for Miami Police Department	150,000	32000	Public Safety	2252	Impact Fees - Police	9/9/2023	R-23-0376
40-B243202	Purchase of Surface Pro for Miami Police Department	195,000	32000	Public Safety	2252	Impact Fees - Police	9/9/2023	R-23-0376
40-B243203	Legacy CCTV Camera Upgrades	293,000	32000	Public Safety	2252	Impact Fees - Police	9/9/2023	R-23-0376
40-B243204	Premium IP Surveillance System - Iris Covert	172,000	32000	Public Safety	2252	Impact Fees - Police	9/9/2023	R-23-0376
40-B243205	Mobile Ticket Writing Devices and Printers (30) for Miami Police Department	98,000	32000	Public Safety	2252	Impact Fees - Police	9/9/2023	R-23-0376
40-B243206	Purchase of Personal Digital Assistants with FileOnQ (14) for Miami Police Department	42,000	32000	Public Safety	2252	Impact Fees - Police	9/9/2023	R-23-0376
40-B243207	Purchase Shoxs Seat(4) for Police Maritime Vessels	19,000	32000	Public Safety	2252	Impact Fees - Police	9/9/2023	R-23-0376

Table of Contents

List of Prior Year Capital Appropriations

Project No.	Project Name	Amount	Fund	Funding Source	Award No.	Award Name	Date	Reso No.
40-B203101	General Services Administration Expansion	1,219,000	31000	General Government	2254	Impact Fees - General Government	9/9/2023	R-23-0376
40-B243100	New Vehicles for Human Services - Learning Center (2 Buses)	91,000	31000	General Government	2254	Impact Fees - General Government	9/9/2023	R-23-0376
40-B223119	Oracle Cloud Startup	6,606,000	31000	General Government	1426	Contribution from General Fund	9/9/2023	R-23-0376
40-B233400	Tower Theater	379,000	34000	Public Facilities	1426	Contribution from General Fund	9/9/2023	R-23-0376
40-B183118	Citywide Fleet Replacement - Building 6 SUV's	540,000	31000	General Government	1426	Contribution from General Fund - Building	9/9/2023	R-23-0376
40-B223115	Building - Computer Upgrades	300,000	31000	General Government	1426	Contribution from General Fund - Building	9/9/2023	R-23-0376
40-B73102B	Urban Core Roadway Improvements	4,120,000	36000	Streets and Sidewalks	1419	Parking Surcharge	9/9/2023	R-23-0376
40-B30262	Citywide Storm Sewer Repair Project	1,822,000	38000	Storm Sewers	1431	Stormwater Utility Trust Fund - Contribution from General Fund	9/9/2023	R-23-0376
40-B73102E	Citywide Pavement Resurfacing	1,075,000	36000	Streets and Sidewalks	1552	Local Option Gas Tax - Contribution from General Fund	9/9/2023	R-23-0376
40-B183407	Pier Repairs - MiaMarina	200,000	34000	Public Facilities	1437	10% Marinas Revenue	9/9/2023	R-23-0376
40-B70042	Miami Marine Stadium Marina - Mooring Field	250,000	34000	Public Facilities	1437	10% Marinas Revenue (FIND Grant Match)	9/9/2023	R-23-0376
40-B173401	Pilings and Pier Repairs - Dinner Key Marina	185,000	34000	Public Facilities	1437	10% Marinas Revenue	9/9/2023	R-23-0376
40-B173403	Miscellaneous Repairs - Dinner Key Mooring Field	64,000	34000	Public Facilities	1437	10% Marinas Revenue	9/9/2023	R-23-0376
40-B183408	Miscellaneous Repairs - Seminole Dinghy Dock & Boat Ramp	40,000	34000	Public Facilities	1437	10% Marinas Revenue	9/9/2023	R-23-0376
40-B183410	Dinner Key Marina Emergency Repairs and Replacements	302,000	34000	Public Facilities	1437	10% Marinas Revenue	9/9/2023	R-23-0376
40-B183406	MiaMarina Ticket Surcharge - Capital Operations and Improvements	602,000	34000	Public Facilities	2150	Miamarina Ticket Surcharge Revenue	9/9/2023	R-23-0376
40-B183410	Dinner Key Marina Emergency Repairs and Replacements	42,000	34000	Public Facilities	TBD	Dinner Key Marina Ticket Surcharge Revenue	9/9/2023	R-23-0376
40-B183510	Museum Park Improvement	2,000,000	31000	General Government	2361	Community Redevelopment Agency Contribution to Capital Museum Park	9/9/2023	R-23-0376
40-B213105	New Building Facility for Building Department	5,000,000	31000	General Government	1426	Contribution from General Fund	11/16/2023	R-23-0509

List of Prior Year Capital Appropriations

Project No.	Project Name	Amount	Fund	Funding Source	Award No.	Award Name	Date	Reso No.
40-B30688	Marine Stadium Restoration	4,164,430	34000	Public Facilities	1426	Contribution from General Fund	11/16/2023	R-23-0509
40-B173406	Virginia Key Maritime Center	322,679	34000	Public Facilities	1426	Contribution from General Fund	11/16/2023	R-23-0509
40-B233400	Tower Theater - Welcome Center	300,000	34000	Public Facilities	1426	Contribution from General Fund	11/16/2023	R-23-0509
40-B233524	Hadley Park Generator	84,000	35000	Parks and Recreation	1426	Contribution from General Fund	11/16/2023	R-23-0509
40-B203525	Crescent Park Improvements	62,000	35000	Parks and Recreation	1426	Contribution from General Fund	11/16/2023	R-23-0509
40-B173114	PW Heavy Machinery Acquisition	1,261,000	31000	General Government	1350	SRF Contribution to Capital	11/16/2023	R-23-0509
40-B243103	5350 West Flagler Street	5,145,000	31000	General Government	2750	Miami Forever Bond Housing & Economic Develop Taxable S2B	11/16/2023	R-23-0519
40-B50104	NW 13 Street from NW 35 Avenue to NW 37 Avenue	2,397,700	36000	Streets and Sidewalks	1297	Transportation Surtax	3/14/2024	R-24-0103
40-B183612	Charles Avenue from Main Highway to South Douglas Road	2,422,200	36000	Streets and Sidewalks	1297	Transportation Surtax	3/14/2024	R-24-0103
40-B243603	Fuller Street	400,000	36000	Streets and Sidewalks	1297	Transportation Surtax	3/14/2024	R-24-0103
40-B243604	Silver Bluff Traffic Flow Modification	400,000	36000	Streets and Sidewalks	1297	Transportation Surtax	3/14/2024	R-24-0103
40-B193619	The Roads Neighborhood - Traffic Calming	90,365	36000	Streets and Sidewalks	1297	Transportation Surtax	3/14/2024	R-24-0103
40-B243605	District 3 Traffic Calming Studies and Improvements	1,656,600	36000	Streets and Sidewalks	1297	Transportation Surtax	3/14/2024	R-24-0103
40-B50413	SW 24 Street from SW 27 Avenue to SW 32 Avenue	319,900	36000	Streets and Sidewalks	1297	Transportation Surtax	3/14/2024	R-24-0103
40-B203610	SW 5 Street from SW 29 Avenue to SW 32 Avenue - Reconstruction	1,768,500	36000	Streets and Sidewalks	1297	Transportation Surtax	3/14/2024	R-24-0103
40-B233607	District 4 Traffic Calming - Phase II	628,200	36000	Streets and Sidewalks	1297	Transportation Surtax	3/14/2024	R-24-0103
40-B233602	Buena Vista Local Drainage and Road Improvements	2,760,200	36000	Streets and Sidewalks	1297	Transportation Surtax	3/14/2024	R-24-0103
40-B243606	Purchase of Trolleys	1,597,900	36000	Streets and Sidewalks	1297	Transportation Surtax	3/14/2024	R-24-0103
40-B193113B	New Administrative Building	667,000	31000	General Government	1426	Contribution from General Fund	7/11/2024	R-24-0267
40-B243104	Kronos Upgrade	635,000	31000	General Government	1426	Contribution from General Fund	7/11/2024	R-24-0267
40-B243105	Miami Riverside Center (MRC) Parking Garage - 3rd Floor, Emergency Repair	54,000	31000	General Government	1426	Contribution from General Fund	7/11/2024	R-24-0267
40-B223210	Derelict Vessel Removal MPD	52,000	32000	Public Safety	1426	Contribution from General Fund	7/11/2024	R-24-0267
40-B223123	Citywide Light Fleet	17,000	31000	General Government	1426	Contribution from General Fund	7/11/2024	R-24-0267
40-B183600	Citywide Tree Planting	500,000	36000	Streets and Sidewalks	1350	SRF Contribution to Capital	7/11/2024	R-24-0267
40-B193521	Fairlawn Community Park - Phase I	168,000	35000	Parks and Recreation	1350	SRF Contribution to Capital	7/11/2024	R-24-0267

Table of Contents

List of Prior Year Capital Appropriations

Project No.	Project Name	Amount	Fund	Funding Source	Award No.	Award Name	Date	Reso No.
40-B233506	Fairlawn Community Park - Phase II	400,000	35000	Parks and Recreation	1350	SRF Contribution to Capital	7/11/2024	R-24-0267
40-B223109	Computer Replacement - IT	364,000	31000	General Government	1350	SRF Contribution to Capital	7/11/2024	R-24-0267
40-B183606	Cartegraph Data Inventory	150,000	36000	Streets and Sidewalks	1350	SRF Contribution to Capital	7/11/2024	R-24-0267
40-B223123	Citywide Light Fleet	11,000	31000	General Government	1350	SRF Contribution to Capital	7/11/2024	R-24-0267
40-B173524	Citywide Park Facility A/C Replacement	200,000	35000	Parks and Recreation	1350	SRF Contribution to Capital	7/11/2024	R-24-0267
40-B173525	Citywide Park Facility Roof Repair	150,000	35000	Parks and Recreation	1350	SRF Contribution to Capital	7/11/2024	R-24-0267
40-B243520	Citywide Park ADA Improvements	200,000	35000	Parks and Recreation	1350	SRF Contribution to Capital	7/11/2024	R-24-0267
40-B30541D	Citywide Park Equipment & Site Improvements	250,000	35000	Parks and Recreation	1350	SRF Contribution to Capital	7/11/2024	R-24-0267
40-B233512	Parks Vehicle and Equipment Replacements	250,000	35000	Parks and Recreation	1350	SRF Contribution to Capital	7/11/2024	R-24-0267
40-B243521	Virrick Park Sound Proofing Replacement	150,000	35000	Parks and Recreation	1350	SRF Contribution to Capital	7/11/2024	R-24-0267
40-B243522	Citywide Park Court Resurfacing	150,000	35000	Parks and Recreation	1350	SRF Contribution to Capital	7/11/2024	R-24-0267
40-B243523	HULU - Marjorie Stoneman Douglas Meditation Garden	200,000	35000	Parks and Recreation	1350	SRF Contribution to Capital	7/11/2024	R-24-0267

Table of Contents

List of Prior Year Capital Appropriations

From Project No.	Project Name	Amount	Fund No.	Fund	Project No.	To Project Name	Amount	Fund No.	Fund No.	Award	Award Name	Date	Reso No.
40-B223119	Oracle Cloud Startup	$ (2,737,985.17)	31000	General Government	40-B223123	Citywide Light Fleet Replacement	$ 2,737,985.17	31000	General Government	1426	Contribution from General Fund	9/28/2023	R-23-0448
40-B223119	Oracle Cloud Startup	$ (4,800,000.00)	31000	General Government	40-B233106	Citywide Heavy Fleet Replacement	$ 4,800,000.00	31000	General Government	1426	Contribution from General Fund	9/28/2023	R-23-0448
40-B223119	Oracle Cloud Startup	$ (4,988,000.00)	31000	General Government	40-B233107	Police Vehicles	$ 4,988,000.00	31000	General Government	1426	Contribution from General Fund	9/28/2023	R-23-0448
40-B50412	SW 23 Terrace from SW 27 Avenue to SW 32 Avenue	$ (970,000.00)	36000	Streets and Sidewalks	40-B50413	SW 24 Street from SW 27 Avenue to SW 32 Avenue	$ 970,000.00	36000	Streets and Sidewalks	2883	Miami Forever Bond -Sea Level Rise and Flood Prevention Tax Exempt - S6A	10/26/2023	R-23-0485
40-B203118	Solid Waste Yard Resurfacing	$ (200,000.00)	31000	General Government Projects	40-B183900	SW Heavy Machinery Acquisition	$ 200,000.00	39000	Solid Waste-CIP	1426	Contribution from General Fund	11/16/2023	R-23-0508
40-B203118	Solid Waste Yard Resurfacing	$ (50,000.00)	31000	General Government Projects	40-B74205D	GSA Property Maintenance Division Building Repairs	$ 50,000.00	31000	General Government Projects	1426	Contribution from General Fund	11/16/2023	R-23-0508
40-B223106	Citywide Heavy Fleet Replacement	$ (3,816.76)	31000	General Government Projects	40-B74205D	PM Division Building Repairs	$ 3,816.76	31000	General Government Projects	1426	Contribution from General Fund	11/16/2023	R-23-0508
40-B17350	Citywide Park Safety Enhancements	$ (747.73)	35000	Parks & Recreation	40-B40598A	Underline Project - 10 mile Park Contribution D2	$ 747.73	35000	Parks & Recreation	2253	Impact Fees New Ordinance _Park	11/16/2023	R-23-0508
40-B193208	Health and Wellness Center - Fire Rescue	$ (59.07)	32000	Public Safety	40-B173214	Fire Rescue Facility Enhancements	$ 59.07	32000	Public Safety	1108	Impact Fees Ord	11/16/2023	R-23-0508
40-B193208	Health and Wellness Center - Fire Rescue	$ (10,299.56)	32000	Public Safety	40-B173214	Fire Rescue Facility Enhancements	$ 10,299.56	32000	Public Safety	2255	Impact Fees New Ordinance _Fire	11/16/2023	R-23-0508
40-B203205	Fire Prevention Management System - Paperless Inspections CW	$ (39,743.00)	32000	Public Safety	40-B70106A	General Firefighting & EMS Equipment	$ 39,743.00	32000	Public Safety	2255	Impact Fees New Ordinance _Fire	11/16/2023	R-23-0508
40-B203210	Fire Station 8 - Water Intrusion Roof Assessment D2	$ (29,608.71)	32000	Public Safety	40-B70106A	General Firefighting & EMS Equipment	$ 29,608.71	32000	Public Safety	1426	Contribution from General Fund	11/16/2023	R-23-0508
40-B203220	Fire Station 8 Roof and Structural Repairs D2	$ (52,153.51)	32000	Public Safety	40-B70106A	General Firefighting & EMS Equipment	$ 52,153.51	32000	Public Safety	1426	Contribution from General Fund	11/16/2023	R-23-0508
40-B223201	Fire-Rescue Cardiac Monitors - Grant Match	$ (200,000.00)	32000	Public Safety	40-B70106A	General Firefighting & EMS Equipment	$ 200,000.00	32000	Public Safety	2255	Impact Fees New Ordinance _Fire	11/16/2023	R-23-0508
40-B70105	Refurbishing of Existing Apparatus	$ (201.30)	32000	Public Safety	40-B70105	Refurbishing of Existing Apparatus	$ 201.30	32000	Public Safety	1105	Fire Assessment Fee	11/16/2023	R-23-0508
40-B233202	Canopy for Mounted Police Arena	$ (49,430.56)	32000	Public Safety	40-B193203	Mounted Police Horse Stable Repairs	$ 49,430.56	32000	Public Safety	2252	Impact Fees New Ordinance _Police	11/16/2023	R-23-0508
40-B72915	Police HQ Helipad	$ (2,495.00)	32000	Public Safety	40-B243208	Police Headquarters Garage Demolition and Sitework	$ 2,495.00	32000	Public Safety	1103	Contribution From General Fund	11/16/2023	R-23-0508
40-B70119	Police HQ Pressure Clean/Seal/Paint Exterior	$ (6,000.00)	32000	Public Safety	40-B243208	Police Headquarters Garage Demolition and Sitework	$ 6,000.00	32000	Public Safety	1426	Contribution from General Fund	11/16/2023	R-23-0508
40-B70120	Carpeting and Flooring Police Dept. (North District and South District)	$ (1,300.00)	32000	Public Safety	40-B243208	Police Headquarters Garage Demolition and Sitework	$ 1,300.00	32000	Public Safety	1426	Contribution from General Fund	11/16/2023	R-23-0508
40-B213201	ADA Compliance Assessment - Police Headquarters - CW	$ (18,435.00)	32000	Public Safety	40-B243208	Police Headquarters Garage Demolition and Sitework	$ 18,435.00	32000	Public Safety	1426	Contribution from General Fund	11/16/2023	R-23-0508

Table of Contents

List of Prior Year Capital Appropriations

From Project No.	Project Name	Amount	Fund No.	Fund	Project No.	To Project Name	Amount	Fund No.	Fund No.	Award	Award Name	Date	Reso No.
40-B72910C	The College Polic-Water Int-D2	$ (9,000.00)	32000	Public Safety	40-B243208	Police Headquarters Garage Demolition and Sitework	$ 9,000.00	32000	Public Safety	1426	Contribution from General Fund	11/16/2023	R-23-0508
40-B233210	Police Internal Affairs Office Buildout	$ (40,000.00)	32000	Public Safety	40-B243208	Police Headquarters Garage Demolition and Sitework	$ 40,000.00	32000	Public Safety	1426	Contribution from General Fund	11/16/2023	R-23-0508
40-B70143	Fortification of MPD Headquarters Front Lobby and Entrance	$ (2,800.00)	32000	Public Safety	40-B243208	Police Headquarters Garage Demolition and Sitework	$ 2,800.00	32000	Public Safety	1426	Contribution from General Fund	11/16/2023	R-23-0508
40-B193800A	Immediate Flood Control City-Wide Project: 28 valves	$ (11,637.31)	38000	Storm Sewers	40-B30262	Citywide Storm Sewer Repair Project	$ 11,637.31	38000	Storm Sewers	2749	MDC GOB Citywide Drainage Improvements	11/16/2023	R-23-0508
40-B183407	Pier Repairs-MiaMarina	$ (245,994.26)	34000	Public Facilities	40-B183404	Miscellaneous Repairs-MiaMarina	$ 245,994.26	34000	Public Facilities	1437	10% Marinas Revenues	11/16/2023	R-23-0508
40-B213401	Dinner Key Marina Fuel Dock - Phase II	$ (200,000.00)	34000	Public Facilities	40-B183404	Miscellaneous Repairs-MiaMarina	$ 200,000.00	34000	Public Facilities	1437	10% Marinas Revenues	11/16/2023	R-23-0508
40-B213401	Dinner Key Marina Fuel Dock - Phase II	$ (200,000.00)	34000	Public Facilities	40-B173403	Miscellaneous Repairs- Dinner Key Mooring Field	$ 200,000.00	34000	Public Facilities	1437	10% Marinas Revenues	11/16/2023	R-23-0508
40-B213401	Dinner Key Marina Fuel Dock - Phase II	$ (200,000.00)	34000	Public Facilities	40-B183410	Dinner Key Marina Emergency Repairs and Replacements	$ 200,000.00	34000	Public Facilities	1437	10% Marinas Revenues	11/16/2023	R-23-0508
40-B213401	Dinner Key Marina Fuel Dock - Phase II	$ (200,000.00)	34000	Public Facilities	40-B203405	Miscellaneous Repairs - Marine Stadium Marina CW	$ 200,000.00	34000	Public Facilities	1437	10% Marinas Revenues	11/16/2023	R-23-0508
40-B70047	Mooring Field Offshore (Watson Island) - D2	$ (29,900.87)	34000	Public Facilities	40-B243400	Watson Island Emergency Repairs	$ 29,900.87	34000	Public Facilities	1437	10% Marinas Revenues	11/16/2023	R-23-0508
40-B203403	Dinner Key Marina Fuel Dock	$ (200,000.00)	34000	Public Facilities	40-B243400	Watson Island Emergency Repairs	$ 200,000.00	34000	Public Facilities	1437	10% Marinas Revenues	11/16/2023	R-23-0508
40-B203403	Dinner Key Marina Fuel Dock	$ (19,095.08)	34000	Public Facilities	40-B203405	Miscellaneous Repairs - Marine Stadium Marina CW	$ 19,095.08	34000	Public Facilities	1437	10% Marinas Revenues	11/16/2023	R-23-0508
40-B203403	Dinner Key Marina Fuel Dock	$ (40,000.00)	34000	Public Facilities	40-B213400	Exterior Painting and Patching for Dinner Key Dockmaster Building - D2	$ 40,000.00	34000	Public Facilities	1437	10% Marinas Revenues	11/16/2023	R-23-0508
40-B70048	Mooring Field Offshore (Dinner Key Marina) - D2	$ (24,353.76)	34000	Public Facilities	40-B173403	Miscellaneous Repairs - Dinner Key Mooring Field	$ 24,353.76	34000	Public Facilities	1437	10% Marinas Revenues	11/16/2023	R-23-0508
40-B30724	NW 33rd Street Roadway Improvement Project - D1	$ (32.50)	36000	Streets & Sidewalks	40-B243800	Wagner Creek Embackment NW 15th Ave & NW 19th Street	$ 32.50	38000	Storm Sewer	1954	Citywide Landscape	11/16/2023	R-23-0508
40-B50110	NW 18 Terrace East of 27 Avenue - D1	$ (45.96)	36000	Streets & Sidewalks	40-B243800	Wagner Creek Embackment NW 15th Ave & NW 19th Street	$ 45.96	38000	StormSewer	1297	Transit Half-Cent Surtax	11/16/2023	R-23-0508
40-B50110	NW 18 Terrace East of 27 Avenue - D1	$ (4,438.40)	36000	Streets & Sidewalks	40-B243800	Wagner Creek Embackment NW 15th Ave & NW 19th Street	$ 4,438.40	38000	StormSewer	1426	Contribution from General Fund	11/16/2023	R-23-0508
40-B50114	NW 14 Avenue from NW 19 Terrace to NW 14 Street D1	$ (400,000.00)	36000	Streets & Sidewalks	40-B243800	Wagner Creek Embackment NW 15th Ave & NW 19th Street	$ 400,000.00	38000	StormSewer	1350	Special Revenue Contribution to Capital	11/16/2023	R-23-0508
40-B50114	NW 14 Avenue from NW 19 Terrace to NW 14 Street D1	$ (9,182.80)	36000	Streets & Sidewalks	40-B243800	Wagner Creek Embackment NW 15th Ave & NW 19th Street	$ 9,182.80	38000	StormSewer	1426	Contribution from General Fund	11/16/2023	R-23-0508

Table of Contents

List of Prior Year Capital Appropriations

From Project No.	Project Name	Amount	Fund No.	Fund	Project No.	To Project Name	Amount	Fund No.	Fund No.	Award	Award Name	Date	Reso No.
40-B40543	PBA/Fern Isle Redevelopment	$ (120,000.00)	35000	Parks & Recreation	40-B213700	Antonio Maceo Park - Main Sewer Line Replacement	$ 120,000.00	35000	Parks & Recreation	2253	Impact Fees New Ordinance _Park	11/16/2023	R-23-0508
40-B173641	Traffic Calming Circle at McDonald and Day Aveune	$ (16,074.68)	36000	Streets & Sidewalks	40-B193612	D2 Roadway Project	$ 16,074.68	36000	Streets & Sidewalks	1426	Contribution from General Fund	11/16/2023	R-23-0508
40-B173845	Solana Road Drainage Improvements	$ (7,739.82)	38000	Storm Sewers	40-B193612	D2 Roadway Project	$ 7,739.82	36000	Streets & Sidewalks	1431	Contribution from General Fund-Stormwater	11/16/2023	R-23-0508
40-B173846	Klebba Lane Drainage Improvements	$ (176,064.69)	38000	Storm Sewers	40-B193612	D2 Roadway Project	$ 176,064.69	36000	Streets & Sidewalks	1431	Contribution from General Fund-Stormwater	11/16/2023	R-23-0508
40-B183613	DDA Biscayne Green Lane Elimination Analysis	$ (1,763.36)	36000	Streets & Sidewalks	40-B193612	D2 Roadway Project	$ 1,763.36	36000	Streets & Sidewalks	1426	Contribution from General Fund	11/16/2023	R-23-0508
40-B183613	DDA Biscayne Green Lane Elimination Analysis	$ (2,666.03)	36000	Streets & Sidewalks	40-B193612	D2 Roadway Project	$ 2,666.03	36000	Streets & Sidewalks	1552	Local Option Gas Tax - Contribution from General Fund	11/16/2023	R-23-0508
40-B30404	South Miami Court-SW 27th Road & 28th Road Roadway	$ (6,431.28)	36000	Streets & Sidewalks	40-B193612	D2 Roadway Project	$ 6,431.28	36000	Streets & Sidewalks	1426	Contribution from General Fund	11/16/2023	R-23-0508
40-B30407	Metromover Parkway.NE 2nd Street and NE 3rd Street. D2	$ (564.21)	36000	Streets & Sidewalks	40-B193612	D2 Roadway Project	$ 564.21	36000	Streets & Sidewalks	1426	Contribution from General Fund	11/16/2023	R-23-0508
40-B30628	Bird Avenue Road Improvement	$ (25,825.46)	36000	Streets & Sidewalks	40-B193612	D2 Roadway Project	$ 25,825.46	36000	Streets & Sidewalks	1297	Transit Half-Cent Surtax	11/16/2023	R-23-0508
40-B30628	Bird Avenue Road Improvement	$ (1,074.16)	36000	Streets & Sidewalks	40-B193612	D2 Roadway Project	$ 1,074.16	36000	Streets & Sidewalks	1350	Special Revenue Contribution to Capital	11/16/2023	R-23-0508
40-B30628	Bird Avenue Road Improvement	$ (14,970.85)	36000	Streets & Sidewalks	40-B193612	D2 Roadway Project	$ 14,970.85	36000	Streets & Sidewalks	1419	Parking Surcharge	11/16/2023	R-23-0508
40-B78508	NE 2 Avenue Improvements (NE 20 St to NE 84 St)	$ (153.00)	36000	Streets & Sidewalks	40-B193612	D2 Roadway Project	$ 153.00	36000	Streets & Sidewalks	1297	Transit Half-Cent Surtax	11/16/2023	R-23-0508
40-B78508	NE 2 Avenue Improvements (NE 20 St to NE 84 St)	$ (185,293.15)	36000	Streets & Sidewalks	40-B193612	D2 Roadway Project	$ 185,293.15	36000	Streets & Sidewalks	1998	Contribution from General Fund Replacing Sunshine State Loan	11/16/2023	R-23-0508
40-B40712	D2 Park, Street, and Lighting Improvement	$ (287,000.00)	35000	Parks & Recreation	40-B193612	D2 Roadway Project - South Grove	$ 287,000.00	36000	Streets & Sidewalks	1426	Contribution from General Fund	11/16/2023	R-23-0508
40-B40712	D2 Park, Street, and Lighting	$ (60,000.00)	35000	Parks & Recreation	40-B213601	South Grove Traffic Calming Devices	$ 60,000.00	36000	Streets & Sidewalks	1426	Contribution from General Fund	11/16/2023	R-23-0508
40-B213511	Morningside Park Aquatic Complex	$ (150,000.00)	35000	Parks & Recreation	40-B173511	Morningside Park Enhancements - D2	$ 150,000.00	35000	Parks & Recreation	2253	Impact Fees New Ordinance _Park	11/16/2023	R-23-0508
40-B173510	Kennedy Park Enhancements	$ (187,510.00)	35000	Parks & Recreation	40-B40571	Virrick Park New Pool Facility	$ 187,510.00	35000	Parks & Recreation	2253	Impact Fees New Ordinance _Park	11/16/2023	R-23-0508
40-B173621	SW 24 Road between 7th and 9th Street	$ (1,682.47)	36000	Streets & Sidewalks	40-B50309	SW 9 Ave (23 RD to 22 Rd) D3	$ 1,682.47	36000	Streets & Sidewalks	1552	Local Option Gas Tax - Contribution from General Fund	11/16/2023	R-23-0508
40-B173621	SW 24 Road between 7th and 9th Street	$ (6,051.16)	36000	Streets & Sidewalks	40-B50309	SW 9 Ave (23 RD to 22 Rd) D3	$ 6,051.16	36000	Streets & Sidewalks	2460	Street Bonds - Series 2018C	11/16/2023	R-23-0508
40-B173622	SW 23 St between 3rd and 14th Avenue	$ (13,194.44)	36000	Streets & Sidewalks	40-B50309	SW 9 Ave (23 RD to 22 Rd) D3	$ 13,194.44	36000	Streets & Sidewalks	1297	Transit Half-Cent Surtax	11/16/2023	R-23-0508
40-B173622	SW 23 St between 3rd and 14th Avenue	$ (930.00)	36000	Streets & Sidewalks	40-B50309	SW 9 Ave (23 RD to 22 Rd) D3	$ 930.00	36000	Streets & Sidewalks	1552	Local Option Gas Tax - Contribution from General Fund	11/16/2023	R-23-0508

List of Prior Year Capital Appropriations

From Project No.	Project Name	Amount	Fund No.	Fund	Project No.	To Project Name	Amount	Fund No.	Fund No.	Award	Award Name	Date	Reso No.
40-B173628	SW 20 Street from SW 14 Avenue to SW 15 Avenue	$ (17,104.46)	36000	Streets & Sidewalks	40-B50309	SW 9 Ave (23 RD to 22 Rd) D3	$ 17,104.46	36000	Streets & Sidewalks	1297	Transit Half-Cent Surtax	11/16/2023	R-23-0508
40-B173639	Hilola Street Roadway Improvements	$ (1,070.04)	36000	Streets & Sidewalks	40-B50309	SW 9 Ave (23 RD to 22 Rd) D3	$ 1,070.04	36000	Streets & Sidewalks	1101	Transit Half-Cent Surtax	11/16/2023	R-23-0508
40-B173639	Hilola Street Roadway Improvements	$ (5.55)	36000	Streets & Sidewalks	40-B50309	SW 9 Ave (23 RD to 22 Rd) D3	$ 5.55	36000	Streets & Sidewalks	1297	Transit Half-Cent Surtax	11/16/2023	R-23-0508
40-B173645	NW 6 ST from NW 11 AVE to NW 12 AVE	$ (14,017.44)	36000	Streets & Sidewalks	40-B50309	SW 9 Ave (23 RD to 22 Rd) D3	$ 14,017.44	36000	Streets & Sidewalks	1426	Contribution from General Fund	11/16/2023	R-23-0508
40-B193618	SW 16th Avenue Traffic Calming	$ (10,195.28)	36000	Streets & Sidewalks	40-B50309	SW 9 Ave (23 RD to 22 Rd) D3	$ 10,195.28	36000	Streets & Sidewalks	1426	Contribution from General Fund	11/16/2023	R-23-0508
40-B223600	District 3 Traffic Calming Device at SW 12 Street between SW 16 Avenue and SW 17	$ (2,660.52)	36000	Streets & Sidewalks	40-B50309	SW 9 Ave (23 RD to 22 Rd) D3	$ 2,660.52	36000	Streets & Sidewalks	1297	Transit Half-Cent Surtax	11/16/2023	R-23-0508
40-B50319	SW 20 Street from SW 16 Avenue to SW 17 Ave D3	$ (7,225.30)	36000	Streets & Sidewalks	40-B50309	SW 9 Ave (23 RD to 22 Rd) D3	$ 7,225.30	36000	Streets & Sidewalks	1297	Transit Half-Cent Surtax	11/16/2023	R-23-0508
40-B50323	SW 31 RD (2 Ave to 3 Ave) D3	$ (2,859.82)	36000	Streets & Sidewalks	40-B50309	SW 9 Ave (23 RD to 22 Rd) D3	$ 2,859.82	36000	Streets & Sidewalks	1552	Local Option Gas Tax - Contribution from General Fund	11/16/2023	R-23-0508
40-B223401	D3 Affordable Housing Development and Park Projects	$ (1,900,000.00)	34000	Public Facilities	40-B193514	Coral Way Park Expansion and Enhancements	$ 1,900,000.00	35000	Parks & Recreation	2787	New Fire Station Public Benefit Agreement	11/16/2023	R-23-0508
40-B223401	D3 Affordable Housing Development and Park Projects	$ (5,200,000.00)	34000	Public Facilities	40-B213421	Affordable Housing Development -1251 SW 7th Street	$ 5,200,000.00	34000	Public Facilities	2787	New Fire Station Public Benefit Agreement	11/16/2023	R-23-0508
40-B193613	D3 Roadway Project	$ (21,528.24)	36000	Streets & Sidewalks	40-B243601	Cuban Memorial Blvd - Lighting from SW 10 ST to SW 19 ST	$ 21,528.24	36000	Streets & Sidewalks	1350	Special Revenue Contribution to Capital	11/16/2023	R-23-0508
40-B193613	D3 Roadway Project	$ (267,000.00)	36000	Streets & Sidewalks	40-B243601	Cuban Memorial Blvd - Lighting from SW 10 ST to SW 19 ST	$ 267,000.00	36000	Streets & Sidewalks	1426	Contribution from General Fund	11/16/2023	R-23-0508
40-B40708	Plaza de la Cubanidad	$ (400,000.00)	35000	Parks & Recreation	40-B193515	Riverside Park Renovations and Enhancements	$ 400,000.00	35000	Parks & Recreation	2773	AMERICAN RESCUE PLAN ACT	11/16/2023	R-23-0508
40-B193515	Riverside Park Renovations and Enhancements	$ (400,000.00)	35000	Parks & Recreation	40-B40708	Plaza de la Cubanidad	$ 400,000.00	35000	Parks & Recreation	2253	Impact Fees New Ordinance _Park	11/16/2023	R-23-0508
40-B173654	Golden Pines Neighborhood Speed Tables D4	$ (21,971.14)	36000	Streets & Sidewalks	40-B40714	D4 Parks, Streets, and Lighting Improvements	$ 21,971.14	36000	Streets & Sidewalks	1297	Transit Half-Cent Surtax	11/16/2023	R-23-0508
40-B173654	Golden Pines Neighborhood Speed Tables D4	$ (30,000.00)	36000	Streets & Sidewalks	40-B40714	D4 Parks, Streets, and Lighting Improvements	$ 30,000.00	36000	Streets & Sidewalks	1998	Contribution from General Fund Replacing Sunshine State Loan	11/16/2023	R-23-0508
40-B30979	SW 21st St & 24th Ave Roadway Improvement D4	$ (2,976.62)	36000	Streets & Sidewalks	40-B40714	D4 Parks, Streets, and Lighting Improvements	$ 2,976.62	36000	Streets & Sidewalks	1101	Transit Half-Cent Surtax	11/16/2023	R-23-0508
40-B40672G	Flagami Traffic Calming - D4	$ (14,766.00)	36000	Streets & Sidewalks	40-B40714	D4 Parks, Streets, and Lighting Improvements	$ 14,766.00	36000	Streets & Sidewalks	1998	Contribution from General Fund Replacing Sunshine State Loan	11/16/2023	R-23-0508
40-B50417	Coral Gate Wall Installation - SW 33rd Avenue	$ (124,844.26)	36000	Streets & Sidewalks	40-B40714	D4 Parks, Streets, and Lighting Improvements	$ 124,844.26	35000	Parks & Recreation	1426	Contribution from General Fund	11/16/2023	R-23-0508
40-B50420	SW 29 Avenue from SW 23 Terrace to SW 23 Street D4	$ (4,720.35)	36000	Streets & Sidewalks	40-B40714	D4 Parks, Streets, and Lighting Improvements	$ 4,720.35	35000	Parks & Recreation	1426	Contribution from General Fund	11/16/2023	R-23-0508

List of Prior Year Capital Appropriations

From Project No.	Project Name	Amount	Fund No.	Fund	Project No.	To Project Name	Amount	Fund No.	Fund No.	Award	Award Name	Date	Reso No.
40-B50420	SW 29 Avenue from SW 23 Terrace to SW 23 Street D4	$ (17,741.30)	36000	Streets & Sidewalks	40-B40714	D4 Parks, Streets, and Lighting Improvements	$ 17,741.30	35000	Parks & Recreation	1431	Contribution from General Fund-Stormwater	11/16/2023	R-23-0508
40-B50503	Traffic Calming Devices at SW 25 Ave	$ (4,443.41)	36000	Streets & Sidewalks	40-B40714	D4 Parks, Streets, and Lighting Improvements	$ 4,443.41	35000	Parks & Recreation	1998	Contribution from General Fund Replacing Sunshine State Loan	11/16/2023	R-23-0508
40-B50512	Street and Drainage Improvements at NW 45 Avenue D4	$ (199.86)	38000	Storm Sewers	40-B40714	D4 Parks, Streets, and Lighting Improvements	$ 199.86	35000	Parks & Recreation	1297	Transit Half-Cent Surtax	11/16/2023	R-23-0508
40-B203604	Traffic Calming 76 Street Between NE 7 and NE 8 Ave	$ (6,470.12)	36000	Streets & Sidewalks	40-B193615	Buena Vista Traffic Calming	$ 6,470.12	36000	Streets & Sidewalks	1426	Contribution from General Fund	11/16/2023	R-23-0508
40-B35883A	Hadley Park New Youth Center	$ (82,522.03)	35000	Parks & Recreation	40-B40510A	Legion Park Community Building Improvements	$ 82,522.03	35000	Parks & Recreation	1422	Impact Fees New Ordinance _Park	11/16/2023	R-23-0508
40-B40523	Manatee Bend Park Site Lighting	$ (3,185.39)	35000	Parks & Recreation	40-B40510A	Legion Park Community Building Improvements	$ 3,185.39	35000	Parks & Recreation	1426	Contribution from General Fund	11/16/2023	R-23-0508
40-B40523	Manatee Bend Park Site Lighting	$ (6,185.86)	35000	Parks & Recreation	40-B40510A	Legion Park Community Building Improvements	$ 6,185.86	35000	Parks & Recreation	1422	Impact Fees New Ordinance _Park	11/16/2023	R-23-0508
40-B193621	I-395 Open Space and Mobility Connectivity Project	$ (13,072.20)	36000	Streets & Sidewalks	40-B73102E	Citywide Pavement Resurfacing	$ 13,072.20	36000	Streets & Sidewalks	1297	Transit Half- Cent Surtax	11/16/2023	R-23-0508
40-B73102E	Citywide Pavement Resurfacing	$ (13,072.20)	36000	Streets & Sidewalks	40-B193621	I-395 Open Space and Mobility Connectivity Project	$ 13,072.20	36000	Streets & Sidewalks	1552	Contribution from General Fund-LOGT	11/16/2023	R-23-0508
40-B233601	Miami River Greenway - N River DR from NW 17 AVE to NW 19 AVE	$ (26,591.01)	36000	Streets & Sidewalks	40-B73102E	Citywide Pavement Resurfacing	$ 26,591.01	36000	Streets & Sidewalks	1297	Transit Half- Cent Surtax	11/16/2023	R-23-0508
40-B73102E	Citywide Pavement Resurfacing	$ (26,591.01)	36000	Streets & Sidewalks	40-B233601	Miami River Greenway - N River DR from NW 17 AVE to NW 19 AVE	$ 26,591.01	36000	Streets & Sidewalks	1552	Contribution from General Fund-LOGT	11/16/2023	R-23-0508
40-B173619	SW 15 Road from SW 3 Avenue and SW 11 Street	$ (26,068.20)	36000	Streets & Sidewalks	40-B73102E	Citywide Pavement Resurfacing	$ 26,068.20	36000	Streets & Sidewalks	1297	Transit Half- Cent Surtax	11/16/2023	R-23-0508
40-B73102E	Citywide Pavement Resurfacing	$ (26,068.20)	36000	Streets & Sidewalks	40-B173619	SW 15 Road from SW 3 Avenue and SW 11 Street	$ 26,068.20	36000	Streets & Sidewalks	1552	Contribution from General Fund-LOGT	11/16/2023	R-23-0508

Detailed Report by Capital Project Number

Project Number	Project Name	Initial Funding Date	Client	District	Status	Phase	Award Name	Award Type	Fund Number	Fund Description	Budget	Actual	Encumbrances	Total Cost	Total Available
40-B173111	Body Worn Cameras Bandwidth Increase	4/27/2017	Police	Citywide	Adopted	Planning	Contribution from General Fund	City Funds	31000	General Government	$ 209,957	$ 114,100	$ -	$ 114,100	$ 95,857
40-B173112	Planning and Zoning Technological Improvements	4/27/2017	Planning	Citywide	Active	Planning	Contribution from General Fund	City Funds	31000	General Government	$ 74,945	$ 22,880	$ -	$ 22,880	$ 52,065
40-B173114	PW Heavy Machinery Acquisition	6/22/2017	Resilience and Public Works	Citywide	Adopted	Non-Infrastructure	Contribution from Special Revenue Fund	City Funds	31000	General Government	$ 2,439,524	$ 1,175,553	$ 823,472	$ 1,999,025	$ 440,499
40-B173114	PW Heavy Machinery Acquisition	6/22/2017	Resilience and Public Works	Citywide	Adopted	Non-Infrastructure	Contribution from General Fund	City Funds	31000	General Government	$ 2,211,000	$ 1,968,713	$ 235,001	$ 2,203,714	$ 7,286
40-B17312	Redesign of Website - CW	10/1/2016	Communications	Citywide	Active	Planning	Contribution from General Fund	City Funds	31000	General Government	$ 422,000	$ 407,755	$ -	$ 407,755	$ 14,245
40-B17315	Claims Management System -Risk - CW	10/1/2016	Risk Management	Citywide	Adopted	Planning	Contribution from General Fund	City Funds	31000	General Government	$ 299,558	$ 262,028	$ -	$ 262,028	$ 37,530
40-B17320	Police Security System	4/27/2017	Police	Citywide	Adopted	Planning	Impact Fees	City Funds	32000	Public Safety	$ 400,000	$ 331,364	$ 68,636	$ 400,000	$ -
40-B17320	Police Security System	4/27/2017	Police	Citywide	Adopted	Planning	Contribution from General Fund	City Funds	32000	Public Safety	$ 583,329	$ 517,126	$ 51,449	$ 568,575	$ 14,754
40-B17320	Police Security System	4/27/2017	Police	Citywide	Adopted	Planning	Impact Fees - Police	City Funds	32000	Public Safety	$ 200,000	$ 160,925	$ 1,418	$ 162,342	$ 37,658
40-B17321	Surge Suppressors - CW	10/1/2016	Police	Citywide	Adopted	Planning	Impact Fees - Police	City Funds	32000	Public Safety	$ 105,900	$ 25,260	$ -	$ 25,260	$ 80,640
40-B173210	Fire Facilities Repairs Equipment & Furniture	11/17/2016	Fire-Rescue	1	Active	Design	Fire Assessment Fee	City Funds	32000	Public Safety	$ 68,362	$ 68,362	$ -	$ 68,362	$ -
40-B173210	Fire Facilities Repairs Equipment & Furniture	11/17/2016	Fire-Rescue	1	Active	Design	Contribution from General Fund	City Funds	32000	Public Safety	$ 1,549,415	$ 1,077,621	$ 151,298	$ 1,228,919	$ 320,496
40-B173210	Fire Facilities Repairs Equipment & Furniture	11/17/2016	Fire-Rescue	1	Active	Design	FEMA Hazard Mitigation Grant Program	Federal Pass Through State	32000	Public Safety	$ 186,743	$ -	$ -	$ -	$ 186,743
40-B173213	David Herring Building	4/27/2017	Police	Citywide	Active	Design	Impact Fees	City Funds	32000	Public Safety	$ 8,535	$ 8,535	$ -	$ 8,535	$ -
40-B173213	David Herring Building	4/27/2017	Police	Citywide	Active	Design	Contribution from General Fund	City Funds	32000	Public Safety	$ 16,007	$ 15,860	$ -	$ 15,860	$ 146
40-B173213	David Herring Building	4/27/2017	Police	Citywide	Active	Design	Impact Fees - Police	City Funds	32000	Public Safety	$ 200,399	$ 147,770	$ 52,033	$ 199,803	$ 596
40-B173214	Fire Rescue Facility Enhancements	4/27/2017	Fire-Rescue	Citywide	Active	Planning	Impact Fees	City Funds	32000	Public Safety	$ 59	$ -	$ -	$ -	$ 59
40-B173214	Fire Rescue Facility Enhancements	4/27/2017	Fire-Rescue	Citywide	Active	Planning	Impact Fees	City Funds	32000	Public Safety	$ 193,372	$ 193,372	$ -	$ 193,372	$ -
40-B173214	Fire Rescue Facility Enhancements	4/27/2017	Fire-Rescue	Citywide	Active	Planning	Impact Fees - Fire	City Funds	32000	Public Safety	$ 2,215,300	$ 1,293,259	$ 200,020	$ 1,493,279	$ 722,020
40-B17322	MPD Facilities Exterior Lighting - CW	10/1/2017	Police	Citywide	Active	Construction	Contribution from General Fund	City Funds	32000	Public Safety	$ 160,000	$ 159,134	$ (0)	$ 159,134	$ 866
40-B17322	MPD Facilities Exterior Lighting - CW	10/1/2017	Police	Citywide	Active	Construction	Impact Fees - Police	City Funds	32000	Public Safety	$ 40,000	$ 19,710	$ -	$ 19,710	$ 20,290
40-B17329	Fire Car 95 Housing FF&E	11/1/2016	Fire-Rescue	Citywide	Active	Administrative Close-Out	Impact Fees - Fire	City Funds	32000	Public Safety	$ 21,476	$ 21,023	$ -	$ 21,023	$ 453
40-B173401	Pilings and Pier Repairs - Dinner Key Marina	9/30/2006	Real Estate and Asset Management	2	Active	Administrative Close-Out	Contribution from Special Revenue Fund	City Funds	34000	Public Facilities	$ 22,686	$ 22,686	$ -	$ 22,686	$ -
40-B173401	Pilings and Pier Repairs - Dinner Key Marina	9/30/2006	Real Estate and Asset Management	2	Active	Administrative Close-Out	Contribution from General Fund	City Funds	34000	Public Facilities	$ 507	$ 507	$ -	$ 507	$ -
40-B173401	Pilings and Pier Repairs - Dinner Key Marina	9/30/2006	Real Estate and Asset Management	2	Active	Administrative Close-Out	10% Marinas Revenue	City Funds	34000	Public Facilities	$ 840,410	$ 839,490	$ -	$ 839,490	$ 920
40-B173401	Pilings and Pier Repairs - Dinner Key Marina	9/30/2006	Real Estate and Asset Management	2	Active	Administrative Close-Out	Contribution from General Fund-SSL	City Funds	34000	Public Facilities	$ 24,620	$ 24,620	$ -	$ 24,620	$ -
40-B173403	Miscellaneous Repairs - Dinner Key Mooring Field	9/30/2006	Real Estate and Asset Management	2	Active	Annual Capital Refurbishment	10% Marinas Revenue	City Funds	34000	Public Facilities	$ 389,354	$ 164,542	$ -	$ 164,542	$ 224,812
40-B173404A	CCTV/WiFi System - Miamarina	4/27/2017	Real Estate and Asset Management	2	Active	Non-Infrastructure	Contribution from Special Revenue Fund	City Funds	34000	Public Facilities	$ 160,000	$ 160,000	$ -	$ 160,000	$ -
40-B173404A	CCTV/WiFi System - Miamarina	4/27/2017	Real Estate and Asset Management	2	Active	Non-Infrastructure	Miamarina Ticket Surcharge Revenue	City Funds	34000	Public Facilities	$ 100,000	$ 99,998	$ -	$ 99,998	$ 2
40-B173406	Virginia Key Maritime Center	11/17/2016	Real Estate and Asset Management	Citywide	Active	A/E Selection	Contribution from General Fund	City Funds	34000	Public Facilities	$ 322,679	$ -	$ -	$ -	$ 322,679
40-B173406	Virginia Key Maritime Center	11/17/2016	Real Estate and Asset Management	Citywide	Active	A/E Selection	Marine Stadium Museum Complex Financing	City Funds	34000	Public Facilities	$ 7,000,000	$ 322,679	$ 46,747	$ 369,427	$ 6,630,573
40-B17350	Citywide Park Safety Enhancements	10/1/2016	Parks and Recreation	Citywide	Active	Planning	Impact Fees - Parks	City Funds	35000	Parks and Recreation	$ 2,009,352	$ 1,457,985	$ 259,348	$ 1,717,332	$ 292,020

Detailed Report by Capital Project Number

Project Number	Project Name	Initial Funding Date	Client	District	Status	Phase	Award Name	Award Type	Fund Number	Fund Description	Budget	Actual	Encumbrances	Total Cost	Total Available
40-B173510	Kennedy Park Enhancements - D2	10/1/2016	Parks and Recreation	2	Active	Construction	Impact Fees - Parks	City Funds	35000	Parks and Recreation	$ 162,297	$ 162,297	$ -	$ 162,297	$ -
40-B173511	Morningside Park Enhancements - D2	10/1/2016	Parks and Recreation	2	Active	Planning	Impact Fees - Parks	City Funds	35000	Parks and Recreation	$ 727,110	$ 564,435	$ 12,520	$ 576,954	$ 150,156
40-B173511A	Morningside Park Baywalk, Kayak Launch, and Boat Ramp - Phase I	6/11/2020	Parks and Recreation	2	Active	Pre-Construction	Impact Fees - Parks	City Funds	35000	Parks and Recreation	$ 5,890,529	$ 795,314	$ 253,296	$ 1,048,609	$ 4,841,920
40-B173511A	Morningside Park Baywalk, Kayak Launch, and Boat Ramp - Phase I	6/11/2020	Parks and Recreation	2	Active	Pre-Construction	The Nature Conservancy	Private	35000	Parks and Recreation	$ 51,875	$ 51,875	$ -	$ 51,875	$ -
40-B173511A	Morningside Park Baywalk, Kayak Launch, and Boat Ramp - Phase I	6/11/2020	Parks and Recreation	2	Active	Pre-Construction	Florida Inland Navigation District	State	35000	Parks and Recreation	$ 256,637	$ 122,052	$ -	$ 122,052	$ 134,585
40-B173511A	Morningside Park Baywalk, Kayak Launch, and Boat Ramp - Phase I	6/11/2020	Parks and Recreation	2	Active	Pre-Construction	Florida Inland Navigation District	State	35000	Parks and Recreation	$ 4,352,670	$ -	$ -	$ -	$ 4,352,670
40-B173514	D4 Mini-Park Buildout	10/1/2016	Parks and Recreation	4	Active	Administrative Close-Out	Contribution from General Fund	City Funds	35000	Parks and Recreation	$ 50,000	$ 49,500	$ 500	$ 50,000	$ -
40-B173514	D4 Mini-Park Buildout	10/1/2016	Parks and Recreation	4	Active	Administrative Close-Out	Contribution from General Fund-SSL	City Funds	35000	Parks and Recreation	$ 119,862	$ 119,692	$ -	$ 119,692	$ 169
40-B173514	D4 Mini-Park Buildout	10/1/2016	Parks and Recreation	4	Active	Administrative Close-Out	Impact Fees - Parks	City Funds	35000	Parks and Recreation	$ 797,685	$ 796,559	$ 614	$ 797,173	$ 511
40-B173515	Hadley Park Synthetic Turf and Park Improvements - D5	10/1/2016	Parks and Recreation	5	Active	Final Completion	Impact Fees	City Funds	35000	Parks and Recreation	$ 1,000,000	$ 1,000,000	$ -	$ 1,000,000	$ -
40-B173515	Hadley Park Synthetic Turf and Park Improvements - D5	10/1/2016	Parks and Recreation	5	Active	Final Completion	Impact Fees - Parks	City Funds	35000	Parks and Recreation	$ 1,713,786	$ 1,563,344	$ 1,674	$ 1,565,018	$ 148,768
40-B173516A	Grapeland Park Enhancements	6/22/2015	Parks and Recreation	1	Active	Construction	Contribution from General Fund	City Funds	35000	Parks and Recreation	$ 151,061	$ 146,930	$ -	$ 146,930	$ 4,131
40-B173518	Athalie Range Park Improvements and Enhancements	11/1/2016	Parks and Recreation	5	Active	Planning	Contribution from General Fund	City Funds	35000	Parks and Recreation	$ 706	$ 692	$ 14	$ 706	$ -
40-B17352	Citywide Playground Enhancements	10/1/2016	Parks and Recreation	Citywide	Active	Construction	Impact Fees	City Funds	35000	Parks and Recreation	$ 13,401	$ 8,218	$ 5,182	$ 13,401	$ -
40-B17352	Citywide Playground Enhancements	10/1/2016	Parks and Recreation	Citywide	Active	Construction	Contribution from General Fund	City Funds	35000	Parks and Recreation	$ 760,177	$ 728,448	$ 26,906	$ 755,354	$ 4,823
40-B17352	Citywide Playground Enhancements	10/1/2016	Parks and Recreation	Citywide	Active	Construction	Impact Fees - Parks	City Funds	35000	Parks and Recreation	$ 1,505,000	$ 1,324,382	$ 7,462	$ 1,331,845	$ 173,155
40-B173523	Citywide Playground Replacement	4/27/2017	Parks and Recreation	Citywide	Active	Administrative Close-Out	Contribution from General Fund	City Funds	35000	Parks and Recreation	$ 129,428	$ 127,028	$ 2,400	$ 129,428	$ -
40-B173524	Citywide Park Facility A/C Replacement	4/27/2017	Parks and Recreation	Citywide	Active	Construction	Contribution from Special Revenue Fund	City Funds	35000	Parks and Recreation	$ 200,000	$ -	$ -	$ -	$ 200,000
40-B173524	Citywide Park Facility A/C Replacement	4/27/2017	Parks and Recreation	Citywide	Active	Construction	Contribution from General Fund	City Funds	35000	Parks and Recreation	$ 1,028,854	$ 963,526	$ 65,234	$ 1,028,760	$ 94
40-B173525	Citywide Park Facility Roof Repair	4/27/2017	Parks and Recreation	Citywide	Active	Construction	Contribution from Special Revenue Fund	City Funds	35000	Parks and Recreation	$ 175,000	$ 24,911	$ -	$ 24,911	$ 150,089
40-B173525	Citywide Park Facility Roof Repair	4/27/2017	Parks and Recreation	Citywide	Active	Construction	Contribution from General Fund	City Funds	35000	Parks and Recreation	$ 171,000	$ 171,000	$ -	$ 171,000	$ -
40-B173527	Duarte Park Shade Structure and Park Enhancements	6/22/2015	Parks and Recreation	1	Active	Planning	Impact Fees	City Funds	35000	Parks and Recreation	$ 45,856	$ 38,756	$ -	$ 38,756	$ 7,099
40-B173527	Duarte Park Shade Structure and Park Enhancements	6/22/2015	Parks and Recreation	1	Active	Planning	Contribution from General Fund	City Funds	35000	Parks and Recreation	$ 45,613	$ 45,613	$ -	$ 45,613	$ -
40-B173527T	Duarte Park Shade Structure and Park Enhancements - Tree Component	6/22/2017	Parks and Recreation	1	Active	Planning	Citywide Landscape	City Funds	33000	Disaster Recovery	$ 50,000	$ -	$ -	$ -	$ 50,000
40-B17353	Virginia Key Park Planning - D2	10/1/2016	Parks and Recreation	2	Active	Planning	Impact Fees - Parks	City Funds	35000	Parks and Recreation	$ 200,000	$ 54,188	$ 139,875	$ 194,063	$ 5,937

Detailed Report by Capital Project Number

Project Number	Project Name	Initial Funding Date	Client	District	Status	Phase	Award Name	Award Type	Fund Number	Fund Description	Budget	Actual	Encumbrances	Total Cost	Total Available
40-B17354	Virginia Key Park Enhancements - D2	10/1/2016	Parks and Recreation	Citywide	Active	Construction	Contribution from General Fund	City Funds	35000	Parks and Recreation	$ 451,113	$ 147,617	$ 162,399	$ 310,016	$ 141,097
40-B17354	Virginia Key Park Enhancements - D2	10/1/2016	Parks and Recreation	Citywide	Active	Construction	Contribution from General Fund-SSL	City Funds	35000	Parks and Recreation	$ 171,270	$ 2,750	$ 168,519	$ 171,270	$ -
40-B17354	Virginia Key Park Enhancements - D2	10/1/2016	Parks and Recreation	Citywide	Active	Construction	Impact Fees - Parks	City Funds	35000	Parks and Recreation	$ 2,177,618	$ 1,476,674	$ 700,943	$ 2,177,618	$ -
40-B17354	Virginia Key Park Enhancements - D2	10/1/2016	Parks and Recreation	Citywide	Active	Construction	Florida Department of Environmental Protection	Federal Pass Through State	35000	Parks and Recreation	$ 200,000	$ -	$ 200,000	$ 200,000	$ -
40-B17354	Virginia Key Park Enhancements - D2	10/1/2016	Parks and Recreation	Citywide	Active	Construction	Florida Department of Environmental Protection	Federal Pass Through State	35000	Parks and Recreation	$ 200,000	$ -	$ 200,000	$ 200,000	$ -
40-B17355	Citywide Parks Wayfinding	10/1/2016	Parks and Recreation	Citywide	Active	Design	Impact Fees - Parks	City Funds	35000	Parks and Recreation	$ 500,000	$ 95,024	$ 2,500	$ 97,524	$ 402,476
40-B17356	Parks Master Plan FY17	10/1/2016	Parks and Recreation	Citywide	Active	Design	Impact Fees - Parks	City Funds	35000	Parks and Recreation	$ 700,000	$ 428,715	$ 45,445	$ 474,160	$ 225,840
40-B17357	Maceo Park Boatramp - D1	10/1/2016	Parks and Recreation	1	Active	Construction	Impact Fees	City Funds	35000	Parks and Recreation	$ 294	$ 294	$ -	$ 294	$ -
40-B17357	Maceo Park Boatramp - D1	10/1/2016	Parks and Recreation	1	Active	Construction	Contribution from General Fund	City Funds	35000	Parks and Recreation	$ 259,374	$ 49,221	$ -	$ 49,221	$ 210,153
40-B17357	Maceo Park Boatramp - D1	10/1/2016	Parks and Recreation	1	Active	Construction	Contribution from General Fund-SSL	City Funds	35000	Parks and Recreation	$ 92,334	$ 3,530	$ -	$ 3,530	$ 88,805
40-B17357	Maceo Park Boatramp - D1	10/1/2016	Parks and Recreation	1	Active	Construction	Impact Fees - Parks	City Funds	35000	Parks and Recreation	$ 1,251,396	$ 662,413	$ 547,638	$ 1,210,051	$ 41,344
40-B17357	Maceo Park Boatramp - D1	10/1/2016	Parks and Recreation	1	Active	Construction	Miami Forever Bond	Debt Proceeds	35000	Parks and Recreation	$ 79,929	$ 79,929	$ -	$ 79,929	$ -
40-B17361	Increase Downtown Lighting - D2	10/1/2016	Resilience and Public Works	2	Active	Administrative Close-Out	Transit Half-Cent Surtax	City Funds	36000	Streets and Sidewalks	$ 18,421	$ 18,421	$ -	$ 18,421	$ -
40-B17361	Increase Downtown Lighting - D2	10/1/2016	Resilience and Public Works	2	Active	Administrative Close-Out	Parking Surcharge	City Funds	36000	Streets and Sidewalks	$ 200,000	$ 177,407	$ 22,593	$ 200,000	$ -
40-B173613	South Golden Pines No Outlet Streets Improvements	11/17/2016	Resilience and Public Works	4	Active	Design	Transit Half-Cent Surtax	City Funds	36000	Streets and Sidewalks	$ 211,099	$ 174,343	$ 36,756	$ 211,099	$ -
40-B173613	South Golden Pines No Outlet Streets Improvements	11/17/2016	Resilience and Public Works	4	Active	Design	Contribution from Special Revenue Fund	City Funds	36000	Streets and Sidewalks	$ 193,903	$ 193,903	$ -	$ 193,903	$ -
40-B173613	South Golden Pines No Outlet Streets Improvements	11/17/2016	Resilience and Public Works	4	Active	Design	Local Option Gas Tax	City Funds	36000	Streets and Sidewalks	$ 350,000	$ 178,520	$ 136,667	$ 315,187	$ 34,813
40-B173613	South Golden Pines No Outlet Streets Improvements	11/17/2016	Resilience and Public Works	4	Active	Design	Miami-Dade County	County	36000	Streets and Sidewalks	$ 162,980	$ 87,539	$ 75,441	$ 162,980	$ -
40-B173619	SW 15th Road between 3rd and 11th Avenue	11/17/2016	Resilience and Public Works	3	Active	Design	Local Option Gas Tax	City Funds	36000	Streets and Sidewalks	$ 50,000	$ 18,548	$ 31,452	$ 50,000	$ -
40-B173619	SW 15th Road between 3rd and 11th Avenue	11/17/2016	Resilience and Public Works	3	Active	Design	Transit Half-Cent Surtax	City Funds	36000	Streets and Sidewalks	$ 242,865	$ 202,385	$ 40,479	$ 242,865	$ -
40-B173619	SW 15th Road between 3rd and 11th Avenue	11/17/2016	Resilience and Public Works	3	Active	Design	Stormwater Utility Trust Fund 2008	City Funds	36000	Streets and Sidewalks	$ 119,000	$ 30,098	$ -	$ 30,098	$ 88,902
40-B173619	SW 15th Road between 3rd and 11th Avenue	11/17/2016	Resilience and Public Works	3	Active	Design	Local Option Gas Tax	City Funds	36000	Streets and Sidewalks	$ 38,271	$ 8,601	$ 4,227	$ 12,827	$ 25,444
40-B173619	SW 15th Road between 3rd and 11th Avenue	11/17/2016	Resilience and Public Works	3	Active	Design	Street Bonds - Series 2009	City Funds	36000	Streets and Sidewalks	$ 2,619	$ 2,619	$ -	$ 2,619	$ -
40-B173619	SW 15th Road between 3rd and 11th Avenue	11/17/2016	Resilience and Public Works	3	Active	Design	Street Bonds - Series 2018C	Debt Proceeds	36000	Streets and Sidewalks	$ 2,051	$ 2,051	$ -	$ 2,051	$ -
40-B17362	Increase Overtown Lighting - D5	10/1/2016	Resilience and Public Works	5	Active	Planning	Contribution from General Fund	City Funds	36000	Streets and Sidewalks	$ 200,000	$ 276	$ -	$ 276	$ 199,724
40-B173620	SW 28 Road between 3rd and 4 Avenue	11/17/2016	Resilience and Public Works	3	Active	Administrative Close-Out	Transit Half-Cent Surtax	City Funds	36000	Streets and Sidewalks	$ 221,942	$ 217,849	$ 4,093	$ 221,942	$ -
40-B173626	SW 23 Avenue between SW 3 Street and SW 4 Street	11/17/2016	Resilience and Public Works	4	Active	Administrative Close-Out	Transit Half-Cent Surtax	City Funds	36000	Streets and Sidewalks	$ 123,184	$ 123,034	$ 150	$ 123,184	$ -

Detailed Report by Capital Project Number

Project Number	Project Name	Initial Funding Date	Client	District	Status	Phase	Award Name	Award Type	Fund Number	Fund Description	Budget	Actual	Encumbrances	Total Cost	Total Available
40-B173630	SW 15 Street from SW 12 Avenue to SW 14 Avenue	11/17/2016	Resilience and Public Works	3	Active	Administrative Close-Out	Transit Half-Cent Surtax	City Funds	36000	Streets and Sidewalks	$ 377,449	$ 351,962	$ 16,980	$ 368,942	$ 8,507
40-B17364	D5 Neighborhood Signage and Wayfinding	11/17/2016	Resilience and Public Works	5	Active	Construction	Local Option Gas Tax	City Funds	36000	Streets and Sidewalks	$ 13,000	$ 12,500	$ 500	$ 13,000	$ -
40-B17364	D5 Neighborhood Signage and Wayfinding	11/17/2016	Resilience and Public Works	5	Active	Construction	Transit Half-Cent Surtax	City Funds	36000	Streets and Sidewalks	$ 9,282	$ 9,282	$ -	$ 9,282	$ -
40-B17364	D5 Neighborhood Signage and Wayfinding	11/17/2016	Resilience and Public Works	5	Active	Construction	Contribution from General Fund	City Funds	36000	Streets and Sidewalks	$ 201,953	$ 199,542	$ 1,339	$ 200,881	$ 1,072
40-B173642	Belle Meade Traffic Calming Circle	6/22/2017	Resilience and Public Works	5	Active	Design	Transit Half-Cent Surtax	City Funds	36000	Streets and Sidewalks	$ 151,440	$ 118,342	$ 33,098	$ 151,440	$ -
40-B173642	Belle Meade Traffic Calming Circle	6/22/2017	Resilience and Public Works	5	Active	Design	Contribution from Special Revenue Fund	City Funds	36000	Streets and Sidewalks	$ 32,132	$ 32,132	$ -	$ 32,132	$ -
40-B173642	Belle Meade Traffic Calming Circle	6/22/2017	Resilience and Public Works	5	Active	Design	Local Option Gas Tax	City Funds	36000	Streets and Sidewalks	$ 148,560	$ 5,433	$ 13,878	$ 19,310	$ 129,250
40-B173646	SW 6 ST (24 AVE - Beacom BLVD)	6/22/2017	Resilience and Public Works	3	Adopted	Planning	Contribution from General Fund	City Funds	36000	Streets and Sidewalks	$ 385,521	$ 55,758	$ -	$ 55,758	$ 329,764
40-B173648	Overtown Greenway along NW 11 Street (NW 7th to 12th Avenue)	3/9/2017	Resilience and Public Works	5	Active	Final Completion	Parking Surcharge	City Funds	36000	Streets and Sidewalks	$ 599,999	$ 291,049	$ 89,243	$ 380,293	$ 219,706
40-B173648	Overtown Greenway along NW 11 Street (NW 7th to 12th Avenue)	3/9/2017	Resilience and Public Works	5	Active	Final Completion	Stormwater Utility Trust Fund 2008	City Funds	36000	Streets and Sidewalks	$ 250,000	$ 239,524	$ 8,924	$ 248,448	$ 1,552
40-B173648	Overtown Greenway along NW 11 Street (NW 7th to 12th Avenue)	3/9/2017	Resilience and Public Works	5	Active	Final Completion	Citywide Landscape	City Funds	36000	Streets and Sidewalks	$ 55,567	$ 48,490	$ -	$ 48,490	$ 7,077
40-B173648	Overtown Greenway along NW 11 Street (NW 7th to 12th Avenue)	3/9/2017	Resilience and Public Works	5	Active	Final Completion	Florida Department of Transportation	Federal Pass Through State	36000	Streets and Sidewalks	$ 744,169	$ 744,169	$ -	$ 744,169	$ -
40-B17365	D5 Shorecrest Drainage Improvements	11/17/2016	Resilience and Public Works	5	Active	Design	Transit Half-Cent Surtax	City Funds	36000	Streets and Sidewalks	$ 500,000	$ 490,086	$ 9,914	$ 500,000	$ -
40-B17365	D5 Shorecrest Drainage Improvements	11/17/2016	Resilience and Public Works	5	Active	Design	Parking Surcharge	City Funds	36000	Streets and Sidewalks	$ 1,260,000	$ 536,635	$ 721,866	$ 1,258,501	$ 1,499
40-B173650	SW 23rd Street Roadway Improvements (25th Avenue - 27th Avenue) D4	3/9/2017	Resilience and Public Works	4	Active	Administrative Close-Out	Transit Half-Cent Surtax	City Funds	36000	Streets and Sidewalks	$ 113,185	$ 113,185	$ -	$ 113,185	$ -
40-B173650	SW 23rd Street Roadway Improvements (25th Avenue - 27th Avenue) D4	3/9/2017	Resilience and Public Works	4	Active	Administrative Close-Out	Contribution from General Fund-SSL	City Funds	36000	Streets and Sidewalks	$ 181,189	$ 180,752	$ 437	$ 181,189	$ -
40-B173652	SW 25 Avenue Roadway Improvements (25th Terrace - 26th Street) D4	3/9/2017	Resilience and Public Works	4	Active	Final Completion	Transit Half-Cent Surtax	City Funds	36000	Streets and Sidewalks	$ 140,534	$ 140,534	$ -	$ 140,534	$ -
40-B173652	SW 25 Avenue Roadway Improvements (25th Terrace - 26th Street) D4	3/9/2017	Resilience and Public Works	4	Active	Final Completion	Contribution from General Fund-SSL	City Funds	36000	Streets and Sidewalks	$ 270,835	$ 261,597	$ 9,238	$ 270,835	$ -
40-B173655	Auburndale Traffic Device (SW 32nd Avenue & 2nd Street) D4	3/9/2017	Resilience and Public Works	4	Active	Dry-Run/Permit	Transit Half-Cent Surtax	City Funds	36000	Streets and Sidewalks	$ 114,221	$ 103,637	$ 10,585	$ 114,221	$ -
40-B173655	Auburndale Traffic Device (SW 32nd Avenue & 2nd Street) D4	3/9/2017	Resilience and Public Works	4	Active	Dry-Run/Permit	Parking Surcharge	City Funds	36000	Streets and Sidewalks	$ 270	$ 270	$ -	$ 270	$ -
40-B173655	Auburndale Traffic Device (SW 32nd Avenue & 2nd Street) D4	3/9/2017	Resilience and Public Works	4	Active	Dry-Run/Permit	Contribution from General Fund	City Funds	36000	Streets and Sidewalks	$ 13,716	$ 13,716	$ -	$ 13,716	$ -
40-B173655	Auburndale Traffic Device (SW 32nd Avenue & 2nd Street) D4	3/9/2017	Resilience and Public Works	4	Active	Dry-Run/Permit	Local Option Gas Tax	City Funds	36000	Streets and Sidewalks	$ 40,000	$ 40,000	$ -	$ 40,000	$ -
40-B173655	Auburndale Traffic Device (SW 32nd Avenue & 2nd Street) D4	3/9/2017	Resilience and Public Works	4	Active	Dry-Run/Permit	Contribution from General Fund-SSL	City Funds	36000	Streets and Sidewalks	$ 63,059	$ 61,586	$ 1,473	$ 63,059	$ -
40-B17368	Flagami Area Milling and Resurfacing	11/17/2016	Resilience and Public Works	4	Adopted	Planning	Transit Half-Cent Surtax	City Funds	36000	Streets and Sidewalks	$ 500,000	$ 500,000	$ -	$ 500,000	$ 0

Detailed Report by Capital Project Number

Project Number	Project Name	Initial Funding Date	Client	District	Status	Phase	Award Name	Award Type	Fund Number	Fund Description	Budget	Actual	Encumbrances	Total Cost	Total Available
40-B17371	Fire Station 2 - Restroom Remodel - D2	10/1/2016	Fire-Rescue	2	Active	Planning	Sanitary Sewer Non-Bond	City Funds	37000	Sanitary Sewers	$ 155,583	$ 150,696	$ 4,887	$ 155,583	$ -
40-B173717	African Square Park Restroom Remodel - D5	10/1/2016	Parks and Recreation	5	Active	Planning	Sanitary Sewer Non-Bond	City Funds	37000	Sanitary Sewers	$ 13,919	$ 13,919	$ -	$ 13,919	$ -
40-B173722	Citywide Park Restroom Remodel	10/1/2016	Parks and Recreation	1	Active	Construction	Sanitary Sewer Non-Bond	City Funds	37000	Sanitary Sewers	$ 598,768	$ 542,482	$ 39,820	$ 582,302	$ 16,466
40-B173724	CW Fire Restroom Remodel	11/1/2016	Fire-Rescue	Citywide	Active	Planning	Sanitary Sewer Non-Bond	City Funds	37000	Sanitary Sewers	$ 1,001,007	$ 624,031	$ 53,705	$ 677,736	$ 323,271
40-B173725	GSA Restroom Remodel	3/9/2017	General Service Administration	Citywide	Active	Construction	Sanitary Sewer Non-Bond	City Funds	37000	Sanitary Sewers	$ 425,000	$ 376,605	$ -	$ 376,605	$ 48,395
40-B173726	Antonio Maceo Park New Field Restrooms	4/27/2017	Parks and Recreation	1	Active	Construction	Sanitary Sewer Non-Bond	City Funds	37000	Sanitary Sewers	$ 849,654	$ 781,672	$ 67,808	$ 849,480	$ 174
40-B17373	Fire Station 6 - Restroom Remodel - D1	10/1/2016	Fire-Rescue	1	Active	Planning	Sanitary Sewer Non-Bond	City Funds	37000	Sanitary Sewers	$ 155,583	$ 150,696	$ 4,887	$ 155,583	$ -
40-B17375	Fire Station 8 - Restroom Remodel - D2	10/1/2016	Fire-Rescue	2	Active	Planning	Sanitary Sewer Non-Bond	City Funds	37000	Sanitary Sewers	$ 31,475	$ 26,588	$ 4,887	$ 31,475	$ -
40-B173901	Railroad Crossing at NE 42nd Street and South Dixie Highway	4/27/2017	Resilience and Public Works	5	Active	Final Completion	Contribution from General Fund	City Funds	39900	Mass Transit	$ 724,611	$ 382,056	$ -	$ 382,056	$ 342,555
40-B173901	Railroad Crossing at NE 42nd Street and South Dixie Highway	4/27/2017	Resilience and Public Works	5	Active	Final Completion	Florida Department of Economic Opportunity	State	39900	Mass Transit	$ 500,000	$ 500,000	$ -	$ 500,000	$ -
40-B173901	Railroad Crossing at NE 42nd Street and South Dixie Highway	4/27/2017	Resilience and Public Works	5	Active	Final Completion	Miami-Dade County Transportation and Public Works	County	39900	Mass Transit	$ 1,401,000	$ -	$ -	$ -	$ 1,401,000
40-B183106	GSA Restoration of City Hall Vacant Offices - CW	10/1/2017	General Service Administration	Citywide	Active	Construction	Contribution from General Fund	City Funds	31000	General Government	$ 280,000	$ 270,244	$ -	$ 270,244	$ 9,756
40-B183114	MHZ P25 Trunked Network System	8/18/2017	General Service Administration	2	Active	Monitoring	Contribution from General Fund	City Funds	31000	General Government	$ 70,000	$ 26,094	$ 43,906	$ 70,000	$ -
40-B183114	MHZ P25 Trunked Network System	8/18/2017	General Service Administration	2	Active	Monitoring	Signature Public Funding Corporation	Debt Proceeds	31000	General Government	$ 12,063,000	$ 11,869,059	$ 193,941	$ 12,063,000	$ -
40-B183118	Citywide Fleet Replacement - Building Vehicles	5/1/2018	General Service Administration	Citywide	Active	Non-Infrastructure	Contribution from Special Revenue Fund	City Funds	31000	General Government	$ -	$ -	$ -	$ -	$ -
40-B183118	Citywide Fleet Replacement - Building Vehicles	5/1/2018	General Service Administration	Citywide	Active	Non-Infrastructure	Contribution from General Fund	City Funds	31000	General Government	$ 2,532,000	$ 1,956,051	$ 511,724	$ 2,467,775	$ 64,225
40-B183135	Renovation of Dilapidated Structures - D5	5/1/2018	Office of Capital Improvements	5	Adopted	Planning	Contribution from General Fund	City Funds	31000	General Government	$ 1,000,000	$ 453,755	$ 514,725	$ 968,480	$ 31,520
40-B183202	COPS Grant Vehicles - CW	10/1/2017	Police	Citywide	Adopted	Planning	Impact Fees - Police	City Funds	32000	Public Safety	$ 990,000	$ 973,060	$ 0	$ 973,060	$ 16,940
40-B183203	New Police Headquarters Planning Phase - CW	10/1/2017	Police	Citywide	Active	Planning	Impact Fees - Police	City Funds	32000	Public Safety	$ 106,000	$ 8,750	$ -	$ 8,750	$ 97,250
40-B183205	Fire Rescue Apparatus - CW	10/1/2017	Fire-Rescue	Citywide	Active	Planning	Contribution from General Fund	City Funds	32000	Public Safety	$ 2,800,000	$ 2,763,471	$ 36,457	$ 2,799,928	$ 72
40-B183206	Police UPS System Upgrade - CW	10/1/2017	Police	Citywide	Active	Construction	Contribution from General Fund	City Funds	32000	Public Safety	$ 150,000	$ 59,763	$ -	$ 59,763	$ 90,237
40-B183207	Fire Station No. 1	2/28/2018	Fire-Rescue	Citywide	Active	Planning	Public Benefit Contribution - FDG Rail Holdings 25	Private	32000	Public Safety	$ 500,000	$ -	$ -	$ -	$ 500,000
40-B183210	CCTV Integration with ShotSpotter	5/1/2018	Police	Citywide	Adopted	Planning	Impact Fees	City Funds	32000	Public Safety	$ 9,250	$ -	$ -	$ -	$ 9,250
40-B183210	CCTV Integration with ShotSpotter	5/1/2018	Police	Citywide	Adopted	Planning	Contribution from General Fund	City Funds	32000	Public Safety	$ 210,750	$ 188,703	$ -	$ 188,703	$ 22,047
40-B183401	First Presbyterian Church Ph I	6/22/2017	Resilience and Public Works	2	Active	Final Completion	Contribution from General Fund	City Funds	34000	Public Facilities	$ 1,437,455	$ 1,299,815	$ 12,318	$ 1,312,133	$ 125,322
40-B183401	First Presbyterian Church Ph I	6/22/2017	Resilience and Public Works	2	Active	Final Completion	Florida Inland Navigation District	State	34000	Public Facilities	$ 725,484	$ 724,871	$ -	$ 724,871	$ 613
40-B183404	MiaMarina Emergency Repairs	11/16/2017	Real Estate and Asset Management	2	Complete	Closed	10% Marinas Revenue	City Funds	34000	Public Facilities	$ 550,865	$ 39,784	$ 23,001	$ 62,785	$ 488,080
40-B183404	MiaMarina Emergency Repairs	11/16/2017	Real Estate and Asset Management	2	Complete	Closed	Miamarina Ticket Surcharge Revenue	City Funds	34000	Public Facilities	$ 34,672	$ 32,109	$ -	$ 32,109	$ 2,563

Detailed Report by Capital Project Number

Project Number	Project Name	Initial Funding Date	Client	District	Status	Phase	Award Name	Award Type	Fund Number	Fund Description	Budget	Actual	Encumbrances	Total Cost	Total Available
40-B183406	MiaMarina Ticket Surcharge - Capital Operations and Improvements	11/16/2017	Real Estate and Asset Management	2	Active	Administrative Close-Out	Miamarina Ticket Surcharge Revenue	City Funds	34000	Public Facilities	$ 3,382,362	$ 3,311,117	$ 36,571	$ 3,347,689	$ 34,673
40-B183407	Pier Repairs-MiaMarina	11/16/2017	Real Estate and Asset Management	2	Active	Administrative Close-Out	Contribution from Special Revenue Fund	City Funds	34000	Public Facilities	$ 110,000	$ 110,000	$ -	$ 110,000	$ -
40-B183407	Pier Repairs-MiaMarina	11/16/2017	Real Estate and Asset Management	2	Active	Administrative Close-Out	10% Marinas Revenue	City Funds	34000	Public Facilities	$ 331,006	$ 453,213	$ -	$ 453,213	$ (122,208)
40-B183407	Pier Repairs-MiaMarina	11/16/2017	Real Estate and Asset Management	2	Active	Administrative Close-Out	Miamarina Ticket Surcharge Revenue	City Funds	34000	Public Facilities	$ 281,250	$ 281,250	$ -	$ 281,250	$ -
40-B183409	Miscellaneous Repairs - Watson Island Boat Ramp	11/16/2017	Real Estate and Asset Management	2	Active	Annual Capital Refurbishment	10% Marinas Revenue	City Funds	34000	Public Facilities	$ 44,177	$ 14,446	$ -	$ 14,446	$ 29,731
40-B183410	Dinner Key Marina Emergency Repairs/Replacements	11/16/2017	Real Estate and Asset Management	2	Active	Annual Capital Refurbishment	10% Marinas Revenue	City Funds	34000	Public Facilities	$ 664,166	$ 510,080	$ 65,125	$ 575,205	$ 88,962
40-B183410	Dinner Key Marina Emergency Repairs/Replacements	11/16/2017	Real Estate and Asset Management	2	Active	Annual Capital Refurbishment	Marina Ticket Surcharge Revenue	City Funds	34000	Public Facilities	$ 42,000	$ -	$ -	$ -	$ 42,000
40-B183414	Fort Dallas Worker's House Renovations	5/1/2018	Parks and Recreation	2	Active	Planning	Contribution from Special Revenue Fund	City Funds	34000	Public Facilities	$ 98,021	$ 689	$ -	$ 689	$ 97,332
40-B183415	D3 Park Land Acquisition (LAQ)	5/1/2018	Parks and Recreation	3	Active	Administrative Close-Out	Impact Fees	City Funds	34000	Public Facilities	$ 4,922,291	$ 4,913,380	$ 8,911	$ 4,922,291	$ -
40-B183415	D3 Park Land Acquisition (LAQ)	5/1/2018	Parks and Recreation	3	Active	Administrative Close-Out	Impact Fees - Parks	City Funds	34000	Public Facilities	$ 6,883,002	$ 6,882,402	$ 600	$ 6,883,002	$ -
40-B183416	Real Estate Acquisition and Accessible Housing in District 3	6/1/2018	Real Estate and Asset Management	3	Active	Administrative Close-Out	Contribution from General Fund	City Funds	34000	Public Facilities	$ 2,293,702	$ 1,111,508	$ 11,965	$ 1,123,473	$ 1,170,229
40-B183500	Myers Park Phase I (Seawall and Boat Ramp Improvement) - D2	10/1/2017	Parks and Recreation	2	Active	Administrative Close-Out	Local Option Gas Tax	City Funds	35000	Parks and Recreation	$ 65,532	$ 65,532	$ -	$ 65,532	$ -
40-B183500	Myers Park Phase I (Seawall and Boat Ramp Improvement) - D2	10/1/2017	Parks and Recreation	2	Active	Administrative Close-Out	Transit Half-Cent Surtax	City Funds	35000	Parks and Recreation	$ 118,109	$ 111,131	$ 6,978	$ 118,109	$ -
40-B183500	Myers Park Phase I (Seawall and Boat Ramp Improvement) - D2	10/1/2017	Parks and Recreation	2	Active	Administrative Close-Out	Contribution from General Fund	City Funds	35000	Parks and Recreation	$ 300,000	$ 255,813	$ 8,950	$ 264,762	$ 35,238
40-B183500	Myers Park Phase I (Seawall and Boat Ramp Improvement) - D2	10/1/2017	Parks and Recreation	2	Active	Administrative Close-Out	Impact Fees - Parks	City Funds	35000	Parks and Recreation	$ 2,594,093	$ 2,576,923	$ 17,170	$ 2,594,093	$ -
40-B183500	Myers Park Phase I (Seawall and Boat Ramp Improvement) - D2	10/1/2017	Parks and Recreation	2	Active	Administrative Close-Out	Florida Inland Navigation District	State	35000	Parks and Recreation	$ 41,362	$ 40,362	$ -	$ 40,362	$ 1,000
40-B183500	Myers Park Phase I (Seawall and Boat Ramp Improvement) - D2	10/1/2017	Parks and Recreation	2	Active	Administrative Close-Out	Florida Inland Navigation District	State	35000	Parks and Recreation	$ 841,500	$ 812,882	$ -	$ 812,882	$ 28,618
40-B183501	Adult Fitness Zone Enhancements - CW	10/1/2017	Parks and Recreation	Citywide	Active	Planning	Contribution from Special Revenue Fund	City Funds	35000	Parks and Recreation	$ 100,000	$ -	$ -	$ -	$ 100,000
40-B183501	Adult Fitness Zone Enhancements - CW	10/1/2017	Parks and Recreation	Citywide	Active	Planning	Impact Fees - Parks	City Funds	35000	Parks and Recreation	$ 500,000	$ 490,451	$ 297	$ 490,749	$ 9,252
40-B183502	Recreation Software - CW	10/1/2017	Parks and Recreation	Citywide	Active	Administrative Close-Out	Impact Fees - Parks	City Funds	35000	Parks and Recreation	$ 495,575	$ 495,575	$ -	$ 495,575	$ -
40-B183504	Alice Wainwright Park Enhance	10/1/2017	Parks and Recreation	2	Active	Design	Sanitary Sewer Non-Bond	City Funds	35000	Parks and Recreation	$ 667,396	$ 29,345	$ 42,696	$ 72,041	$ 595,355
40-B183504	Alice Wainwright Park Enhance	10/1/2017	Parks and Recreation	2	Active	Design	Impact Fees - Parks	City Funds	35000	Parks and Recreation	$ 750,000	$ 554,910	$ 195,090	$ 750,000	$ -
40-B183504S	Alice Wainwright Park Restroom Remodel	6/1/2018	Parks and Recreation	2	Active	Design	Sanitary Sewer Non-Bond	City Funds	37000	Sanitary Sewers	$ 32,604	$ 32,604	$ -	$ 32,604	$ -
40-B183505	West End Park Pool and Enhancements	10/1/2017	Parks and Recreation	4	Active	Construction	Sanitary Sewer Non-Bond	City Funds	35000	Parks and Recreation	$ 73,252	$ 35,169	$ 38,083	$ 73,252	$ -
40-B183505	West End Park Pool and Enhancements	10/1/2017	Parks and Recreation	4	Active	Construction	Impact Fees	City Funds	35000	Parks and Recreation	$ 73,506	$ 73,506	$ -	$ 73,506	$ -

Detailed Report by Capital Project Number

Project Number	Project Name	Initial Funding Date	Client	District	Status	Phase	Award Name	Award Type	Fund Number	Fund Description	Budget	Actual	Encumbrances	Total Cost	Total Available
40-B183505	West End Park Pool and Enhancements	10/1/2017	Parks and Recreation	4	Active	Construction	Contribution from General Fund	City Funds	35000	Parks and Recreation	$ 61,653	$ 8,753	$ 2,900	$ 11,653	$ 50,000
40-B183505	West End Park Pool and Enhancements	10/1/2017	Parks and Recreation	4	Active	Construction	Impact Fees - Parks	City Funds	35000	Parks and Recreation	$ 1,530,000	$ 711,272	$ 744,976	$ 1,456,248	$ 73,752
40-B183505	West End Park Pool and Enhancements	10/1/2017	Parks and Recreation	4	Active	Construction	Miami Forever Bond	Debt Proceeds	35000	Parks and Recreation	$ 500,000	$ 500,000	$ -	$ 500,000	$ -
40-B183505	West End Park Pool and Enhancements	10/1/2017	Parks and Recreation	4	Active	Construction	American Rescue Plan Act	Federal	35000	Parks and Recreation	$ 8,830,000	$ -	$ 8,330,000	$ 8,330,000	$ 500,000
40-B183505A	Construction Manager at Risk Services at West End Park	10/1/2017	Parks and Recreation	4	Active	Pre-Construction	Miami Forever Bond	Debt Proceeds	35000	Parks and Recreation	$ 6,000,000	$ 856	$ 5,999,144	$ 6,000,000	$ -
40-B183506	Charles Hadley Park General Plan and Enhancements - D5	10/1/2017	Parks and Recreation	5	Active	Administrative Close-Out	Impact Fees	City Funds	35000	Parks and Recreation	$ 243,248	$ 243,248	$ -	$ 243,248	$ -
40-B183506	Charles Hadley Park General Plan and Enhancements - D5	10/1/2017	Parks and Recreation	5	Active	Administrative Close-Out	Contribution from General Fund	City Funds	35000	Parks and Recreation	$ 200,816	$ 158,150	$ 42,656	$ 200,806	$ 10
40-B183506	Charles Hadley Park General Plan and Enhancements - D5	10/1/2017	Parks and Recreation	5	Active	Administrative Close-Out	Impact Fees - Parks	City Funds	35000	Parks and Recreation	$ 590,000	$ 582,756	$ 6,207	$ 588,963	$ 1,037
40-B183507	Simonhoff Mini Park Enhance	10/1/2017	Parks and Recreation	5	Active	Design	Impact Fees - Parks	City Funds	35000	Parks and Recreation	$ 400,000	$ 67,886	$ 305,459	$ 373,345	$ 26,655
40-B183510	Museum Park Improvement	10/1/2017	Parks and Recreation	Citywide	Active	Administrative Close-Out	OMNI CRA Contribution	City Funds	35000	Parks and Recreation	$ 12,700,000	$ 10,700,000	$ -	$ 10,700,000	$ 2,000,000
40-B183511	Little Haiti Cultural Complex Facility Improvements - D5	10/1/2017	Parks and Recreation	5	Active	Pre-Construction	Contribution from General Fund	City Funds	35000	Parks and Recreation	$ 1,610,000	$ 1,328,172	$ 7,601	$ 1,335,773	$ 274,227
40-B183511	Little Haiti Cultural Complex Facility Improvements - D5	10/1/2017	Parks and Recreation	5	Active	Pre-Construction	Florida Cultural Facilities Program	State	35000	Parks and Recreation	$ 78,250	$ 78,250	$ -	$ 78,250	$ -
40-B183512	Citywide Pool Structural Improvements - CW	10/1/2017	Parks and Recreation	Citywide	Active	Planning	Contribution from General Fund	City Funds	35000	Parks and Recreation	$ 6,139	$ 6,139	$ -	$ 6,139	$ -
40-B183513	Jimbo's Lagoon	11/16/2017	Parks and Recreation	2	Active	Monitoring	Contribution from General Fund	City Funds	35000	Parks and Recreation	$ 203,709	$ 94,954	$ 21,217	$ 116,171	$ 87,538
40-B183513	Jimbo's Lagoon	11/16/2017	Parks and Recreation	2	Active	Monitoring	Impact Fees - Parks	City Funds	35000	Parks and Recreation	$ 133,000	$ 87,269	$ 45,731	$ 133,000	$ -
40-B183514	Sherdavia Jenkins Improvements	11/16/2017	Parks and Recreation	5	Active	Planning	Impact Fees	City Funds	35000	Parks and Recreation	$ 101,551	$ -	$ -	$ -	$ 101,551
40-B183515	Belafonte Tacolcy Park Improvements	11/16/2017	Parks and Recreation	5	Active	Design	Contribution from General Fund	City Funds	35000	Parks and Recreation	$ 204,789	$ 200,499	$ 4,291	$ 204,789	$ -
40-B183515	Belafonte Tacolcy Park Improvements	11/16/2017	Parks and Recreation	5	Active	Design	Impact Fees - Parks	City Funds	35000	Parks and Recreation	$ 250,000	$ 7,691	$ 55,264	$ 62,956	$ 187,044
40-B183517	Regatta Park Enhancements	11/16/2017	Parks and Recreation	2	Active	Construction	Contribution from Special Revenue Fund	City Funds	35000	Parks and Recreation	$ 53,800	$ 53,778	$ -	$ 53,778	$ 22
40-B183517	Regatta Park Enhancements	11/16/2017	Parks and Recreation	2	Active	Construction	Contribution from General Fund	City Funds	35000	Parks and Recreation	$ 70,000	$ 44,800	$ -	$ 44,800	$ 25,200
40-B183517	Regatta Park Enhancements	11/16/2017	Parks and Recreation	2	Active	Construction	Private - TVM Productions	Private	35000	Parks and Recreation	$ 18,404	$ 18,404	$ -	$ 18,404	$ -
40-B183519	Pocket Park - 21 NE 16 Street	2/22/2018	Parks and Recreation	2	Active	Planning	Impact Fees	City Funds	35000	Parks and Recreation	$ 220,000	$ -	$ -	$ -	$ 220,000
40-B183520	Gibson Park Enhancements	2/22/2018	Parks and Recreation	5	Active	Planning	Impact Fees	City Funds	35000	Parks and Recreation	$ 6,520	$ 6,520	$ -	$ 6,520	$ -
40-B183520	Gibson Park Enhancements	2/22/2018	Parks and Recreation	5	Active	Planning	Impact Fees	City Funds	35000	Parks and Recreation	$ 136,980	$ 117,197	$ 5,820	$ 123,017	$ 13,963
40-B183524	Melreese Golf Course Enhancements	6/1/2018	Parks and Recreation	1	Active	Planning	Miami Sports and Exhibition Authority	City Funds	35000	Parks and Recreation	$ 232,819	$ 232,819	$ -	$ 232,819	$ -
40-B183526	Bay of Pigs Park	7/26/2018	Parks and Recreation	4	Active	Pre-Construction	Contribution from Special Revenue Fund	City Funds	35000	Parks and Recreation	$ 9,220	$ 6,472	$ -	$ 6,472	$ 2,748
40-B183526	Bay of Pigs Park	7/26/2018	Parks and Recreation	4	Active	Pre-Construction	Parking Surcharge	City Funds	35000	Parks and Recreation	$ 300,000	$ 289,707	$ 10,293	$ 300,000	$ -
40-B183526	Bay of Pigs Park	7/26/2018	Parks and Recreation	4	Active	Pre-Construction	Impact Fees	City Funds	35000	Parks and Recreation	$ 708,000	$ 701,068	$ 6,932	$ 708,000	$ -

Detailed Report by Capital Project Number

Project Number	Project Name	Initial Funding Date	Client	District	Status	Phase	Award Name	Award Type	Fund Number	Fund Description	Budget	Actual	Encumbrances	Total Cost	Total Available
40-B183526	Bay of Pigs Park	7/26/2018	Parks and Recreation	4	Active	Pre-Construction	Impact Fees - Parks	City Funds	35000	Parks and Recreation	$ 342,000	$ 334,256	$ 7,744	$ 342,000	$ -
40-B183526	Bay of Pigs Park	7/26/2018	Parks and Recreation	4	Active	Pre-Construction	Miami Forever Bond	Debt Proceeds	35000	Parks and Recreation	$ 310,000	$ 310,000	$ -	$ 310,000	$ -
40-B183526	Bay of Pigs Park	7/26/2018	Parks and Recreation	4	Active	Pre-Construction	Miami Parking Authority	Other Local Units	35000	Parks and Recreation	$ 250,000	$ 250,000	$ -	$ 250,000	$ -
40-B183526	Bay of Pigs Park	7/26/2018	Parks and Recreation	4	Active	Pre-Construction	Miami Forever Bond	Debt Proceeds	35000	Parks and Recreation	$ 175,000	$ 167,772	$ 4,906	$ 172,678	$ 2,322
40-B183526	Bay of Pigs Park	7/26/2018	Parks and Recreation	4	Active	Pre-Construction	Miami-Dade County	County	35000	Parks and Recreation	$ 100,000	$ -	$ 40,631	$ 40,631	$ 59,369
0-B1835431360	Gerry Curtis Park/Damage #22424	9/5/2017	Parks and Recreation	1	Active	Planning	FEMA - Hurricane Irma	Federal Pass Through State	35000	Parks and Recreation	$ 48,000	$ 6,306	$ 18,200	$ 24,506	$ 23,494
40-B183600	Citywide Tree Planting	10/1/2017	Resilience and Public Works	Citywide	Adopted	Planning	Contribution from Special Revenue Fund	City Funds	36000	Streets and Sidewalks	$ 5,429,000	$ 2,921,888	$ 1,974,704	$ 4,896,592	$ 532,408
40-B183600	Citywide Tree Planting	10/1/2017	Resilience and Public Works	Citywide	Adopted	Planning	Miami-Dade County	County	36000	Streets and Sidewalks	$ 20,282	$ 20,282	$ -	$ 20,282	$ -
40-B183601	Tree Master Plan - CW	10/1/2017	Parks and Recreation	Citywide	Active	Non-Infrastructure	Contribution from Special Revenue Fund	City Funds	36000	Streets and Sidewalks	$ 1,211,000	$ 719,961	$ 323,212	$ 1,043,173	$ 167,827
40-B183602	Coral Gate Wall Maintenance - D4	10/1/2017	Resilience and Public Works	4	Active	Planning	Contribution from General Fund	City Funds	36000	Streets and Sidewalks	$ 95,000	$ 4,734	$ -	$ 4,734	$ 90,266
40-B183603	Miami River Greenway Curtis Park East	10/12/2017	Resilience and Public Works	1	Active	Design	Contribution from Special Revenue Fund	City Funds	36000	Streets and Sidewalks	$ 147,000	$ 65,293	$ 59,519	$ 124,812	$ 22,188
40-B183603	Miami River Greenway Curtis Park East	10/12/2017	Resilience and Public Works	1	Active	Design	Contribution from General Fund	City Funds	36000	Streets and Sidewalks	$ 333,000	$ 268,339	$ -	$ 268,339	$ 64,661
40-B183606	Cartegraph Data Inventory	11/16/2017	Resilience and Public Works	Citywide	Active	Administrative Close-Out	Contribution from Special Revenue Fund	City Funds	36000	Streets and Sidewalks	$ 1,095,700	$ 945,175	$ 0	$ 945,175	$ 150,525
40-B183607	Auburndale Traffic Calming	11/16/2017	Resilience and Public Works	4	Active	Administrative Close-Out	Contribution from General Fund-SSL	City Funds	36000	Streets and Sidewalks	$ 33,359	$ 33,359	$ -	$ 33,359	$ -
40-B183608	La Pastorita Neighborhood Roadway	11/16/2017	Resilience and Public Works	4	Active	Planning	Transit Half-Cent Surtax	City Funds	36000	Streets and Sidewalks	$ 157,869	$ 157,869	$ -	$ 157,869	$ -
40-B183608	La Pastorita Neighborhood Roadway	11/16/2017	Resilience and Public Works	4	Active	Planning	Parking Surcharge	City Funds	36000	Streets and Sidewalks	$ 424,330	$ 244,070	$ 35,697	$ 279,767	$ 144,563
40-B183608	La Pastorita Neighborhood Roadway	11/16/2017	Resilience and Public Works	4	Active	Planning	Contribution from General Fund	City Funds	36000	Streets and Sidewalks	$ 65,370	$ 1,901	$ 63,469	$ 65,370	$ -
40-B183608	La Pastorita Neighborhood Roadway	11/16/2017	Resilience and Public Works	4	Active	Planning	Contribution from General Fund-SSL	City Funds	36000	Streets and Sidewalks	$ 32,204	$ 27,503	$ 4,700	$ 32,204	$ -
40-B183609	SW 22 Terrace Traffic Calming	11/16/2017	Resilience and Public Works	3	Active	Final Completion	Contribution from General Fund	City Funds	36000	Streets and Sidewalks	$ 35,000	$ 32,383	$ 2,595	$ 34,978	$ 22
40-B183610	West Grove Roadway Improvements	11/16/2017	Resilience and Public Works	2	Active	Design	Contribution from Special Revenue Fund	City Funds	36000	Streets and Sidewalks	$ 150,000	$ 78,490	$ 71,510	$ 150,000	$ -
40-B183610	West Grove Roadway Improvements	11/16/2017	Resilience and Public Works	2	Active	Design	Parking Surcharge	City Funds	36000	Streets and Sidewalks	$ 86,088	$ 38,812	$ 14,269	$ 53,081	$ 33,007
40-B183610	West Grove Roadway Improvements	11/16/2017	Resilience and Public Works	2	Active	Design	Contribution from General Fund	City Funds	36000	Streets and Sidewalks	$ 12,263	$ 12,263	$ -	$ 12,263	$ -
40-B183610	West Grove Roadway Improvements	11/16/2017	Resilience and Public Works	2	Active	Design	Stormwater Utility Trust Fund 2008	City Funds	36000	Streets and Sidewalks	$ 36,348	$ 28,324	$ 8,023	$ 36,348	$ -
40-B183610	West Grove Roadway Improvements	11/16/2017	Resilience and Public Works	2	Active	Design	Contribution from General Fund-SSL	City Funds	36000	Streets and Sidewalks	$ 200,000	$ 143,815	$ 56,185	$ 200,000	$ -
40-B183611	NW 17th Street from NW 27 to NW 32 Avenue	11/16/2017	Resilience and Public Works	1	Active	Design	Transit Half-Cent Surtax	City Funds	36000	Streets and Sidewalks	$ 62,000	$ 55,239	$ 6,761	$ 62,000	$ -
40-B183611	NW 17th Street from NW 27 to NW 32 Avenue	11/16/2017	Resilience and Public Works	1	Active	Design	Contribution from Special Revenue Fund	City Funds	36000	Streets and Sidewalks	$ 188,000	$ 182,554	$ 2,641	$ 185,196	$ 2,804
40-B183611	NW 17th Street from NW 27 to NW 32 Avenue	11/16/2017	Resilience and Public Works	1	Active	Design	Miami Forever Bond	Debt Proceeds	36000	Streets and Sidewalks	$ 1,797,928	$ 392,328	$ 57,312	$ 449,640	$ 1,348,288
40-B183611	NW 17th Street from NW 27 to NW 32 Avenue	11/16/2017	Resilience and Public Works	1	Active	Design	Miami-Dade County WASD	County	36000	Streets and Sidewalks	$ 71,386	$ 54,012	$ 17,374	$ 71,386	$ -
40-B183611	NW 17th Street from NW 27 to NW 32 Avenue	11/16/2017	Resilience and Public Works	1	Active	Design	CDBG Mitigation Program - DEO	Federal Pass Through State	36000	Streets and Sidewalks	$ 716,963	$ 2,461	$ -	$ 2,461	$ 714,502
40-B183611	NW 17th Street from NW 27 to NW 32 Avenue	11/16/2017	Resilience and Public Works	1	Active	Design	Miami Forever Bond	Debt Proceeds	36000	Streets and Sidewalks	$ 3,659,000	$ -	$ -	$ -	$ 3,659,000
40-B183611A	NW 17th Street from NW 32 to NW 37 Avenue	5/1/2018	Resilience and Public Works	1	Active	Design	Transit Half-Cent Surtax	City Funds	36000	Streets and Sidewalks	$ 58,540	$ 39,402	$ 19,139	$ 58,540	$ -

Detailed Report by Capital Project Number

Project Number	Project Name	Initial Funding Date	Client	District	Status	Phase	Award Name	Award Type	Fund Number	Fund Description	Budget	Actual	Encumbrances	Total Cost	Total Available
40-B183611A	NW 17th Street from NW 32 to NW 37 Avenue	5/1/2018	Resilience and Public Works	1	Active	Design	Impact Fees	City Funds	36000	Streets and Sidewalks	$ 6,931	$ 6,931	$ -	$ 6,931	$ -
40-B183611A	NW 17th Street from NW 32 to NW 37 Avenue	5/1/2018	Resilience and Public Works	1	Active	Design	Stormwater Utility Trust Fund	City Funds	36000	Streets and Sidewalks	$ 9,171	$ 9,171	$ -	$ 9,171	$ -
40-B183611A	NW 17th Street from NW 32 to NW 37 Avenue	5/1/2018	Resilience and Public Works	1	Active	Design	Transit Half-Cent Surtax	City Funds	36000	Streets and Sidewalks	$ 205,545	$ 156,037	$ 49,508	$ 205,545	$ -
40-B183611A	NW 17th Street from NW 32 to NW 37 Avenue	5/1/2018	Resilience and Public Works	1	Active	Design	Contribution from Special Revenue Fund	City Funds	36000	Streets and Sidewalks	$ 399,640	$ 86,617	$ 83,225	$ 169,843	$ 229,797
40-B183611A	NW 17th Street from NW 32 to NW 37 Avenue	5/1/2018	Resilience and Public Works	1	Active	Design	Parking Surcharge	City Funds	36000	Streets and Sidewalks	$ 1,000,000	$ 98,006	$ 15,586	$ 113,592	$ 886,408
40-B183611A	NW 17th Street from NW 32 to NW 37 Avenue	5/1/2018	Resilience and Public Works	1	Active	Design	Contribution from General Fund	City Funds	36000	Streets and Sidewalks	$ 423,756	$ 57,403	$ 3,645	$ 61,049	$ 362,707
40-B183611A	NW 17th Street from NW 32 to NW 37 Avenue	5/1/2018	Resilience and Public Works	1	Active	Design	Stormwater Utility Trust Fund 2008	City Funds	36000	Streets and Sidewalks	$ 5,722	$ 5,722	$ -	$ 5,722	$ -
40-B183611A	NW 17th Street from NW 32 to NW 37 Avenue	5/1/2018	Resilience and Public Works	1	Active	Design	Local Option Gas Tax	City Funds	36000	Streets and Sidewalks	$ 57,218	$ 29,397	$ -	$ 29,397	$ 27,821
40-B183611A	NW 17th Street from NW 32 to NW 37 Avenue	5/1/2018	Resilience and Public Works	1	Active	Design	Miami-Dade County WASD	County	36000	Streets and Sidewalks	$ 53,125	$ 31,361	$ 21,764	$ 53,125	$ -
40-B183611A	NW 17th Street from NW 32 to NW 37 Avenue	5/1/2018	Resilience and Public Works	1	Active	Design	CDBG Mitigation Program - DEO	Federal Pass Through State	36000	Streets and Sidewalks	$ 500,000	$ -	$ -	$ -	$ 500,000
40-B183611A	NW 17th Street from NW 32 to NW 37 Avenue	5/1/2018	Resilience and Public Works	1	Active	Design	Miami Forever Bond	Debt Proceeds	36000	Streets and Sidewalks	$ 2,853,000	$ -	$ -	$ -	$ 2,853,000
40-B183612	Charles Avenue from Main Highway to South Douglas Road	11/16/2017	Resilience and Public Works	2	Active	Construction	Transit Half-Cent Surtax	City Funds	36000	Streets and Sidewalks	$ 2,548,084	$ 103,705	$ 22,179	$ 125,884	$ 2,422,200
40-B183612	Charles Avenue from Main Highway to South Douglas Road	11/16/2017	Resilience and Public Works	2	Active	Construction	Parking Surcharge	City Funds	36000	Streets and Sidewalks	$ 174,045	$ 23,442	$ 64,418	$ 87,860	$ 86,185
40-B183612	Charles Avenue from Main Highway to South Douglas Road	11/16/2017	Resilience and Public Works	2	Active	Construction	Contribution from General Fund	City Funds	36000	Streets and Sidewalks	$ 99,297	$ 84,995	$ 13,775	$ 98,770	$ 527
40-B183612	Charles Avenue from Main Highway to South Douglas Road	11/16/2017	Resilience and Public Works	2	Active	Construction	Stormwater Utility Trust Fund 2008	City Funds	36000	Streets and Sidewalks	$ 100,000	$ 16,395	$ -	$ 16,395	$ 83,605
40-B183612	Charles Avenue from Main Highway to South Douglas Road	11/16/2017	Resilience and Public Works	2	Active	Construction	Local Option Gas Tax	City Funds	36000	Streets and Sidewalks	$ 21,708	$ 18,546	$ -	$ 18,546	$ 3,162
40-B183612	Charles Avenue from Main Highway to South Douglas Road	11/16/2017	Resilience and Public Works	2	Active	Construction	Contribution from General Fund-SSL	City Funds	36000	Streets and Sidewalks	$ 40,494	$ 39,522	$ 972	$ 40,494	$ -
40-B183615	Citywide Neighborhood Speed Reduction Signage	5/1/2018	Resilience and Public Works	Citywide	Active	Final Completion	Contribution from Special Revenue Fund	City Funds	36000	Streets and Sidewalks	$ 4,417	$ -	$ -	$ -	$ 4,417
40-B183615	Citywide Neighborhood Speed Reduction Signage	5/1/2018	Resilience and Public Works	Citywide	Active	Final Completion	Contribution from General Fund	City Funds	36000	Streets and Sidewalks	$ 1,062,175	$ 1,008,204	$ 43,978	$ 1,052,182	$ 9,993
40-B183616	NE Miami Court Railroad Crossing Closure	5/1/2018	Resilience and Public Works	5	Active	Construction	Contribution from General Fund	City Funds	36000	Streets and Sidewalks	$ 385,389	$ 278,599	$ 18,819	$ 297,417	$ 87,972
40-B183617	Citywide Beautification	5/1/2018	Resilience and Public Works	Citywide	Active	Planning	Contribution from Special Revenue Fund	City Funds	36000	Streets and Sidewalks	$ 7,100,000	$ 6,396,413	$ -	$ 6,396,413	$ 703,587
40-B183617	Citywide Beautification	5/1/2018	Resilience and Public Works	Citywide	Active	Planning	Citywide Landscape	City Funds	36000	Streets and Sidewalks	$ 2,895	$ -	$ -	$ -	$ 2,895
40-B183700	Solid Waste Restroom Remodel Project	5/1/2019	Solid Waste	Citywide	Complete	Closed	Sanitary Sewer Non-Bond	City Funds	39000	Solid Waste	$ 60,000	$ 39,884	$ 2	$ 39,886	$ 20,114
40-B183700	Solid Waste Restroom Remodel Project	5/1/2019	Solid Waste	Citywide	Complete	Closed	Contribution from General Fund	City Funds	39000	Solid Waste	$ 2,143	$ 1,418	$ -	$ 1,418	$ 725
40-B183900	SW Heavy Machinery Acquisition	10/1/2017	General Service Administration	Citywide	Active	Planning	Contribution from General Fund	City Funds	39000	Solid Waste	$ 4,120,894	$ 3,660,445	$ 442,872	$ 4,103,317	$ 17,577
40-B183900	SW Heavy Machinery Acquisition	10/1/2017	General Service Administration	Citywide	Active	Planning	Impact Fees - General Government	City Funds	39000	Solid Waste	$ 3,774,000	$ 3,672,365	$ 101,635	$ 3,774,000	$ -
40-B183902	Solid Waste Department Building Retrofit	10/1/2017	Solid Waste	1	Active	Administrative Close-Out	Contribution from General Fund	City Funds	39000	Solid Waste	$ 664,000	$ 208,884	$ 4,398	$ 213,282	$ 450,718
40-B183902	Solid Waste Department Building Retrofit	10/1/2017	Solid Waste	1	Active	Administrative Close-Out	FEMA - Wind Retrofit	Federal Pass Through State	39000	Solid Waste	$ 707,362	$ 603,093	$ 68,323	$ 671,416	$ 35,947

Detailed Report by Capital Project Number

Project Number	Project Name	Initial Funding Date	Client	District	Status	Phase	Award Name	Award Type	Fund Number	Fund Description	Budget	Actual	Encumbrances	Total Cost	Total Available
40-B183991	Flagami Trolley Signage	6/1/2018	Resilience and Public Works	4	Adopted	Planning	Transit Half-Cent Surtax	City Funds	39900	Mass Transit	$ 220,156	$ 92,687	$ -	$ 92,687	$ 127,469
40-B193101	Environmental Compliance Montoring	10/1/2018	Office of Capital Improvements	Citywide	Active	Monitoring	Contribution from General Fund	City Funds	31000	General Government	$ 560,794	$ 495,439	$ 49,036	$ 544,475	$ 16,319
40-B193101A	Citywide Environmental Compliance Construction CW	10/1/2019	Real Estate and Asset Management	Citywide	Active	Monitoring	Contribution from General Fund	City Funds	31000	General Government	$ 154,775	$ 57,805	$ 2,039	$ 59,844	$ 94,931
40-B193202	Virtual Policing for Violent Crimes	10/1/2018	Police	Citywide	Active	Non-Infrastructure	Impact Fees - Police	City Funds	32000	Public Safety	$ 1,154,000	$ 1,153,984	$ -	$ 1,153,984	$ 16
40-B193203	Mounted Police Horse Stable Repairs	10/1/2018	Police	5	Active	Construction	Contribution from General Fund	City Funds	32000	Public Safety	$ 162,943	$ 160,221	$ 2,626	$ 162,847	$ 96
40-B193203	Mounted Police Horse Stable Repairs	10/1/2018	Police	5	Active	Construction	Contribution from General Fund-SSL	City Funds	32000	Public Safety	$ 567	$ 567	$ -	$ 567	$ -
40-B193203	Mounted Police Horse Stable Repairs	10/1/2018	Police	5	Active	Construction	Impact Fees - Police	City Funds	32000	Public Safety	$ 105,431	$ 14,951	$ 25,453	$ 40,404	$ 65,026
40-B193205	South District Police Station Misc. Repairs	12/13/2018	Police	3	Active	Construction	Impact Fees	City Funds	32000	Public Safety	$ 196	$ -	$ -	$ -	$ 196
40-B193205	South District Police Station Misc. Repairs	12/13/2018	Police	3	Active	Construction	Impact Fees	City Funds	32000	Public Safety	$ 63,718	$ 22,900	$ -	$ 22,900	$ 40,818
40-B193205	South District Police Station Misc. Repairs	12/13/2018	Police	3	Active	Construction	Contribution from General Fund	City Funds	32000	Public Safety	$ 29,429	$ 20,079	$ -	$ 20,079	$ 9,350
40-B193206	Renewals Trane Chillers COP	12/13/2018	Police	Citywide	Active	Annual Capital Refurbishment	Impact Fees - Police	City Funds	32000	Public Safety	$ 200,000	$ 120,000	$ 77,066	$ 197,066	$ 2,934
40-B193207	Fire Facilities Resiliency Project (FS10) - Design	12/13/2018	Fire-Rescue	Citywide	Active	A/E Selection	Impact Fees - Fire	City Funds	32000	Public Safety	$ 195,000	$ 36,466	$ 97,597	$ 134,062	$ 60,938
40-B193207	Fire Facilities Resiliency Project (FS10) - Design	12/13/2018	Fire-Rescue	Citywide	Active	A/E Selection	Miami Forever Bond	Debt Proceeds	32000	Public Safety	$ 420,000	$ 128,754	$ 291,246	$ 420,000	$ -
40-B193208	Health and Wellness Center - Fire Rescue	12/13/2018	Fire-Rescue	Citywide	Active	Planning	Impact Fees	City Funds	32000	Public Safety	$ 1,529	$ 1,529	$ -	$ 1,529	$ 0
40-B193208	Health and Wellness Center - Fire Rescue	12/13/2018	Fire-Rescue	Citywide	Active	Planning	Impact Fees - Fire	City Funds	32000	Public Safety	$ 668,225	$ 654,885	$ -	$ 654,885	$ 13,339
40-B193401	Manuel Artime Theater Renovation	12/13/2018	Real Estate and Asset Management	3	Active	Construction	Contribution from Special Revenue Fund	City Funds	34000	Public Facilities	$ 68,590	$ 68,590	$ -	$ 68,590	$ -
40-B193401	Manuel Artime Theater Renovation	12/13/2018	Real Estate and Asset Management	3	Active	Construction	Contribution from General Fund	City Funds	34000	Public Facilities	$ 149,043	$ 117,656	$ -	$ 117,656	$ 31,387
40-B193402	Dinner Key Marina	12/13/2018	Real Estate and Asset Management	Citywide	Active	Administrative Close-Out	Sanitary Sewer Non-Bond	City Funds	34000	Public Facilities	$ 128,163	$ 128,163	$ -	$ 128,163	$ -
40-B193402	Dinner Key Marina	12/13/2018	Real Estate and Asset Management	Citywide	Active	Administrative Close-Out	Contribution from Special Revenue Fund	City Funds	34000	Public Facilities	$ 111,203	$ 111,203	$ -	$ 111,203	$ -
40-B193402	Dinner Key Marina	12/13/2018	Real Estate and Asset Management	Citywide	Active	Administrative Close-Out	Contribution from General Fund	City Funds	34000	Public Facilities	$ 960,347	$ 960,347	$ -	$ 960,347	$ -
40-B193402	Dinner Key Marina	12/13/2018	Real Estate and Asset Management	Citywide	Active	Administrative Close-Out	10% Marinas Revenue	City Funds	34000	Public Facilities	$ 276,098	$ 276,098	$ -	$ 276,098	$ -
40-B193402	Dinner Key Marina	12/13/2018	Real Estate and Asset Management	Citywide	Active	Administrative Close-Out	Contribution from General Fund-SSL	City Funds	34000	Public Facilities	$ 267,536	$ 197,373	$ 12,220	$ 209,593	$ 57,944
40-B193402	Dinner Key Marina	12/13/2018	Real Estate and Asset Management	Citywide	Active	Administrative Close-Out	FEMA - Hurricane Irma	Federal Pass Through State	34000	Public Facilities	$ 10,935,983	$ 10,498,536	$ 40,161	$ 10,538,697	$ 397,286
40-B193402	Dinner Key Marina	12/13/2018	Real Estate and Asset Management	Citywide	Active	Administrative Close-Out	Hurricane Irma Insurance Proceeds	City Funds	34000	Public Facilities	$ 6,544,334	$ 6,544,334	$ -	$ 6,544,334	$ -
40-B193402	Dinner Key Marina	12/13/2018	Real Estate and Asset Management	Citywide	Active	Administrative Close-Out	Hurricane Irma Hazard Mitigation	City Funds	34000	Public Facilities	$ 511,128	$ 468,689	$ 1,146	$ 469,835	$ 41,293
40-B193402	Dinner Key Marina	12/13/2018	Real Estate and Asset Management	Citywide	Active	Administrative Close-Out	Florida Inland Navigation District	State	34000	Public Facilities	$ 1,999,480	$ 1,999,480	$ -	$ 1,999,480	$ -
40-B193402	Dinner Key Marina	12/13/2018	Real Estate and Asset Management	Citywide	Active	Administrative Close-Out	Florida Inland Navigation District	State	34000	Public Facilities	$ 1,978,607	$ 1,978,607	$ -	$ 1,978,607	$ -
40-B193402A	Dinner Key Marina Breakwaters Mitigation 406	9/5/2017	Real Estate and Asset Management	2	Active	Design	Contribution from General Fund	City Funds	34000	Public Facilities	$ 500,000	$ 131,918	$ 150,231	$ 282,150	$ 217,850
40-B193402A	Dinner Key Marina Breakwaters Mitigation 406	9/5/2017	Real Estate and Asset Management	2	Active	Design	Hurricane Irma Hazard Mitigation	City Funds	34000	Public Facilities	$ 7,393,822	$ 647,110	$ 845,212	$ 1,492,322	$ 5,901,500

Detailed Report by Capital Project Number

Project Number	Project Name	Initial Funding Date	Client	District	Status	Phase	Award Name	Award Type	Fund Number	Fund Description	Budget	Actual	Encumbrances	Total Cost	Total Available
40-B193403	Marlins W3 Surface Lot Repairs and Drainage Improvements	5/1/2019	Real Estate and Asset Management	3	Complete	Closed	Contribution from General Fund	City Funds	34000	Public Facilities	$ 50,000	$ 49,494	$ 506	$ 50,000	$ -
40-B193403	Marlins W3 Surface Lot Repairs and Drainage Improvements	5/1/2019	Real Estate and Asset Management	3	Complete	Closed	Contribution from Special Revenue Fund	City Funds	34000	Public Facilities	$ 105,000	$ 72,668	$ -	$ 72,668	$ 32,332
40-B193403	Marlins W3 Surface Lot Repairs and Drainage Improvements	5/1/2019	Real Estate and Asset Management	3	Complete	Closed	Parking Revenue Bonds-Taxable Series 2010B	City Funds	34000	Public Facilities	$ 324,204	$ 312,160	$ -	$ 312,160	$ 12,044
40-B193404	Flagler Worker's House - Structural Renovation	5/1/2018	Parks and Recreation	Citywide	Active	Design	Contribution from General Fund	City Funds	34000	Public Facilities	$ 57,401	$ 44,043	$ 13,358	$ 57,401	$ -
40-B193404	Flagler Worker's House - Structural Renovation	5/1/2018	Parks and Recreation	Citywide	Active	Design	Contribution from Special Revenue Fund	City Funds	34000	Public Facilities	$ 239,000	$ 45,950	$ 114,029	$ 159,979	$ 79,021
40-B193404	Flagler Worker's House - Structural Renovation	5/1/2018	Parks and Recreation	Citywide	Active	Design	Contribution from General Fund	City Funds	34000	Public Facilities	$ 445,814	$ 71,708	$ 1,444	$ 73,152	$ 372,662
40-B193500	Jose Marti Park Seawall, Riverwalk, and Kayak Launch, FIND Phase I	12/13/2018	Parks and Recreation	3	Active	Bidding	Impact Fees	City Funds	35000	Parks and Recreation	$ 152,777	$ 152,777	$ -	$ 152,777	$ -
40-B193500	Jose Marti Park Seawall, Riverwalk, and Kayak Launch, FIND Phase I	12/13/2018	Parks and Recreation	3	Active	Bidding	Impact Fees - Parks	City Funds	35000	Parks and Recreation	$ 350,662	$ 246,904	$ 38,502	$ 285,406	$ 65,256
40-B193500	Jose Marti Park Seawall, Riverwalk, and Kayak Launch, FIND Phase I	12/13/2018	Parks and Recreation	3	Active	Bidding	Florida Inland Navigation District	State	35000	Parks and Recreation	$ 149,096	$ -	$ -	$ -	$ 149,096
40-B193500	Jose Marti Park Seawall, Riverwalk, and Kayak Launch, FIND Phase I	12/13/2018	Parks and Recreation	3	Active	Bidding	Florida Inland Navigation District	State	35000	Parks and Recreation	$ 2,735,000	$ -	$ -	$ -	$ 2,735,000
40-B193500	Jose Marti Park Seawall, Riverwalk, and Kayak Launch, FIND Phase I	12/13/2018	Parks and Recreation	3	Active	Bidding	CDBG Mitigation Program - DEO	Federal Pass Through State	35000	Parks and Recreation	$ 13,497,843	$ -	$ -	$ -	$ 13,497,843
40-B193500	Jose Marti Park Seawall, Riverwalk, and Kayak Launch, FIND Phase I	12/13/2018	Parks and Recreation	3	Active	Bidding	Miami Forever Bond	Debt Proceeds	35000	Parks and Recreation	$ 3,000,000	$ 154,809	$ -	$ 154,809	$ 2,845,191
40-B193500	Jose Marti Park Seawall, Riverwalk, and Kayak Launch, FIND Phase I	12/13/2018	Parks and Recreation	3	Active	Bidding	Department of Housing and Urban Development	Federal	35000	Parks and Recreation	$ 4,000,000	$ -	$ -	$ -	$ 4,000,000
40-B193501	Little River Mini Park - Phase 1	12/13/2018	Resilience and Public Works	5	Active	Design	Impact Fees - Parks	City Funds	35000	Parks and Recreation	$ 553,284	$ 122,901	$ 249,516	$ 372,417	$ 180,867
40-B193501	Little River Mini Park - Phase 1	12/13/2018	Resilience and Public Works	5	Active	Design	Florida Inland Navigation District	State	35000	Parks and Recreation	$ 41,990	$ 33,292	$ -	$ 33,292	$ 8,699
40-B193501	Little River Mini Park - Phase 1	12/13/2018	Resilience and Public Works	5	Active	Design	Florida Inland Navigation District	State	35000	Parks and Recreation	$ 375,058	$ -	$ -	$ -	$ 375,058
40-B193501	Little River Mini Park - Phase 1	12/13/2018	Resilience and Public Works	5	Active	Design	Miami Forever Bond	Debt Proceeds	35000	Parks and Recreation	$ 1,300,000	$ 3,160	$ -	$ 3,160	$ 1,296,840
40-B193502	Parks FIND Grant Match PHII	10/1/2018	Parks and Recreation	Citywide	Active	Administrative Close-Out	Impact Fees - Parks	City Funds	35000	Parks and Recreation	$ 58,483	$ -	$ -	$ -	$ 58,483
40-B193503	Parks Fitness Equipment Replacement Citywide	10/1/2018	Parks and Recreation	Citywide	Active	Construction	Contribution from General Fund	City Funds	35000	Parks and Recreation	$ 35,738	$ 35,738	$ -	$ 35,738	$ -
40-B193504	Parks Environmental Control Protection - Uprooted Trees	10/1/2018	Parks and Recreation	Citywide	Active	Monitoring	Contribution from General Fund	City Funds	35000	Parks and Recreation	$ 836,488	$ 527,690	$ 294,208	$ 821,898	$ 14,590
40-B193504A	Parks Environmental Control Protection Construction CW	10/1/2019	Parks and Recreation	Citywide	Active	Monitoring	Contribution from General Fund	City Funds	35000	Parks and Recreation	$ 1,525,641	$ 822,432	$ 52,170	$ 874,602	$ 651,039
40-B193504A	Parks Environmental Control Protection Construction CW	10/1/2019	Parks and Recreation	Citywide	Active	Monitoring	Contribution from General Fund-SSL	City Funds	35000	Parks and Recreation	$ 16,738	$ 3,788	$ 12,950	$ 16,738	$ -
40-B193508	City-wide Parks Access and Mobility Renovations	12/13/2018	Parks and Recreation	Citywide	Active	Administrative Close-Out	Miami Forever Bond	Debt Proceeds	35000	Parks and Recreation	$ 2,212,000	$ 2,191,637	$ (0)	$ 2,191,637	$ 20,363
40-B193509	City-wide Parks Playground Renovations	12/13/2018	Parks and Recreation	Citywide	Active	Administrative Close-Out	Miami Forever Bond	Debt Proceeds	35000	Parks and Recreation	$ 2,788,200	$ 2,755,314	$ -	$ 2,755,314	$ 32,886

Detailed Report by Capital Project Number

Project Number	Project Name	Initial Funding Date	Client	District	Status	Phase	Award Name	Award Type	Fund Number	Fund Description	Budget	Actual	Encumbrances	Total Cost	Total Available
40-B193510	City-wide Parks Roofing Reconstruction	12/13/2018	Parks and Recreation	Citywide	Active	Administrative Close-Out	Miami Forever Bond	Debt Proceeds	35000	Parks and Recreation	$ 655,400	$ 647,855	$ -	$ 647,855	$ 7,545
40-B193511	Curtis Park Community Center Design	12/13/2018	Parks and Recreation	1	Active	Bidding	Impact Fees - Parks	City Funds	35000	Parks and Recreation	$ 782,000	$ 359,692	$ 198,057	$ 557,750	$ 224,250
40-B193511	Curtis Park Community Center Design	12/13/2018	Parks and Recreation	1	Active	Bidding	Miami Forever Bond	Debt Proceeds	35000	Parks and Recreation	$ 400,000	$ 363,677	$ 36,323	$ 400,000	$ -
40-B193511	Curtis Park Community Center Design	12/13/2018	Parks and Recreation	1	Active	Bidding	American Rescue Plan Act	Federal	35000	Parks and Recreation	$ 700,000	$ -	$ -	$ -	$ 700,000
40-B193512	Armbrister Park Community Center Design	12/13/2018	Parks and Recreation	2	Active	Bidding	Impact Fees - Parks	City Funds	35000	Parks and Recreation	$ 624,000	$ 220,747	$ 257,757	$ 478,505	$ 145,495
40-B193512	Armbrister Park Community Center Design	12/13/2018	Parks and Recreation	2	Active	Bidding	Miami Forever Bond	Debt Proceeds	35000	Parks and Recreation	$ 400,000	$ 395,243	$ -	$ 395,243	$ 4,757
40-B193513	Moore Park Gym Design and Construction	12/13/2018	Parks and Recreation	5	Active	Bidding	Impact Fees	City Funds	35000	Parks and Recreation	$ 300,000	$ 300,000	$ -	$ 300,000	$ -
40-B193513	Moore Park Gym Design and Construction	12/13/2018	Parks and Recreation	5	Active	Bidding	Contribution from General Fund	City Funds	35000	Parks and Recreation	$ 83,564	$ 22,195	$ -	$ 22,195	$ 61,369
40-B193513	Moore Park Gym Design and Construction	12/13/2018	Parks and Recreation	5	Active	Bidding	Impact Fees - Parks	City Funds	35000	Parks and Recreation	$ 200,000	$ 54,311	$ 145,689	$ 200,000	$ -
40-B193513	Moore Park Gym Design and Construction	12/13/2018	Parks and Recreation	5	Active	Bidding	Miami Forever Bond	Debt Proceeds	35000	Parks and Recreation	$ 6,800,000	$ 480,756	$ 67,030	$ 547,786	$ 6,252,214
40-B193514	Coral Way Park Expansion and Enhancements	12/13/2018	Parks and Recreation	3	Active	Construction	Miami Forever Bond	Debt Proceeds	35000	Parks and Recreation	$ 925,000	$ 415,805	$ 506,609	$ 922,414	$ 2,586
40-B193514	Coral Way Park Expansion and Enhancements	12/13/2018	Parks and Recreation	3	Active	Construction	Public Benefit Contribution - Southside Place	Private	35000	Parks and Recreation	$ 1,900,000	$ -	$ 975,325	$ 975,325	$ 924,675
40-B193515	Riverside Park Renovations and	12/13/2018	Parks and Recreation	3	Active	Bidding	Impact Fees	City Funds	35000	Parks and Recreation	$ 276,703	$ -	$ -	$ -	$ 276,703
40-B193515	Riverside Park Renovations and	12/13/2018	Parks and Recreation	3	Active	Bidding	Contribution from General Fund	City Funds	35000	Parks and Recreation	$ 42,000	$ -	$ -	$ -	$ 42,000
40-B193515	Riverside Park Renovations and	12/13/2018	Parks and Recreation	3	Active	Bidding	Capital Miscellaneous Revenue	City Funds	35000	Parks and Recreation	$ 153,203	$ -	$ -	$ -	$ 153,203
40-B193515	Riverside Park Renovations and	12/13/2018	Parks and Recreation	3	Active	Bidding	Impact Fees - Parks	City Funds	35000	Parks and Recreation	$ 1,600,000	$ 10,476	$ 968	$ 11,443	$ 1,588,557
40-B193515	Riverside Park Renovations and	12/13/2018	Parks and Recreation	3	Active	Bidding	Miami Forever Bond	Debt Proceeds	35000	Parks and Recreation	$ 995,000	$ 688,177	$ 32,358	$ 720,535	$ 274,465
40-B193515	Riverside Park Renovations and	12/13/2018	Parks and Recreation	3	Active	Bidding	American Rescue Plan Act	Federal	35000	Parks and Recreation	$ 400,000	$ -	$ -	$ -	$ 400,000
40-B193517	New Park at 3699/3701 SW 1st AVE	12/13/2018	Parks and Recreation	3	Active	Construction	Impact Fees - Parks	City Funds	35000	Parks and Recreation	$ 500,000	$ 128,404	$ 43,620	$ 172,024	$ 327,976
40-B193517	New Park at 3699/3701 SW 1st AVE	12/13/2018	Parks and Recreation	3	Active	Construction	Miami Forever Bond	Debt Proceeds	35000	Parks and Recreation	$ 1,200,000	$ 240,874	$ 890,845	$ 1,131,720	$ 68,280
40-B193518	New Park at 2200 SW 9th AVE & 910 SW 22nd RD	12/13/2018	Parks and Recreation	3	Active	Administrative Close-Out	Miami Forever Bond	Debt Proceeds	35000	Parks and Recreation	$ 1,000,000	$ 148,855	$ 25,992	$ 174,848	$ 825,152
40-B193519	Sewell Park Seawall Reconstruction - Phase I D1	10/1/2019	Parks and Recreation	1	Active	Design	Impact Fees - Parks	City Funds	35000	Parks and Recreation	$ 774,683	$ 192,182	$ 257,817	$ 449,999	$ 324,684
40-B193521	Fairlawn Community Park	5/1/2019	Parks and Recreation	4	Active	Bidding	Transit Half-Cent Surtax	City Funds	35000	Parks and Recreation	$ 8,159	$ -	$ -	$ -	$ 8,159
40-B193521	Fairlawn Community Park	5/1/2019	Parks and Recreation	4	Active	Bidding	Contribution from Special Revenue Fund	City Funds	35000	Parks and Recreation	$ 168,000	$ -	$ -	$ -	$ 168,000
40-B193521	Fairlawn Community Park	5/1/2019	Parks and Recreation	4	Active	Bidding	Impact Fees	City Funds	35000	Parks and Recreation	$ 41,000	$ 39,963	$ 1,037	$ 41,000	$ -
40-B193521	Fairlawn Community Park	5/1/2019	Parks and Recreation	4	Active	Bidding	Contribution from General Fund	City Funds	35000	Parks and Recreation	$ 531	$ -	$ -	$ -	$ 531
40-B193521	Fairlawn Community Park	5/1/2019	Parks and Recreation	4	Active	Bidding	Local Option Gas Tax	City Funds	35000	Parks and Recreation	$ 118,562	$ -	$ -	$ -	$ 118,562
40-B193521	Fairlawn Community Park	5/1/2019	Parks and Recreation	4	Active	Bidding	Contribution from General Fund-SSL	City Funds	35000	Parks and Recreation	$ 13,530	$ -	$ -	$ -	$ 13,530
40-B193521	Fairlawn Community Park	5/1/2019	Parks and Recreation	4	Active	Bidding	Impact Fees - Parks	City Funds	35000	Parks and Recreation	$ 2,400,000	$ 1,161,177	$ 1,056,966	$ 2,218,143	$ 181,857

Detailed Report by Capital Project Number

Project Number	Project Name	Initial Funding Date	Client	District	Status	Phase	Award Name	Award Type	Fund Number	Fund Description	Budget	Actual	Encumbrances	Total Cost	Total Available
40-B193521	Fairlawn Community Park	5/1/2019	Parks and Recreation	4	Active	Bidding	Florida Department of Environmental Protection	State	35000	Parks and Recreation	$ 800,000	$ -	$ -	$ -	$ 800,000
40-B193522	Gold Star Family Memorial Mini Park	5/1/2019	Parks and Recreation	4	Active	Construction	Impact Fees	City Funds	35000	Parks and Recreation	$ 64,592	$ 64,592	$ -	$ 64,592	$ -
40-B193522	Gold Star Family Memorial Mini Park	5/1/2019	Parks and Recreation	4	Active	Construction	Contribution from General Fund	City Funds	35000	Parks and Recreation	$ 225,000	$ 79,537	$ 89,224	$ 168,761	$ 56,239
40-B193522	Gold Star Family Memorial Mini Park	5/1/2019	Parks and Recreation	4	Active	Construction	Citywide Landscape	City Funds	35000	Parks and Recreation	$ 150,141	$ 99,868	$ 49,710	$ 149,578	$ 563
40-B193522	Gold Star Family Memorial Mini Park	5/1/2019	Parks and Recreation	4	Active	Construction	Contribution from General Fund-SSL	City Funds	35000	Parks and Recreation	$ 294,000	$ 135,978	$ 158,022	$ 294,000	$ -
40-B193522	Gold Star Family Memorial Mini Park	5/1/2019	Parks and Recreation	4	Active	Construction	Impact Fees - Parks	City Funds	35000	Parks and Recreation	$ 625,315	$ 595,469	$ 29,664	$ 625,133	$ 182
40-B193522	Gold Star Family Memorial Mini Park	5/1/2019	Parks and Recreation	4	Active	Construction	Miami-Dade County General Obligation Bond	County	35000	Parks and Recreation	$ 150,000	$ 150,000	$ -	$ 150,000	$ -
40-B193522A	Silver Bluff Dog Run Park	6/10/2021	Parks and Recreation	4	Active	Dry-Run/Permit	Impact Fees	City Funds	35000	Parks and Recreation	$ 6,094	$ 5,428	$ -	$ 5,428	$ 666
40-B193522A	Silver Bluff Dog Run Park	6/10/2021	Parks and Recreation	4	Active	Dry-Run/Permit	Contribution from General Fund-SSL	City Funds	35000	Parks and Recreation	$ 213,000	$ 173,264	$ 37,187	$ 210,451	$ 2,549
40-B193522A	Silver Bluff Dog Run Park	6/10/2021	Parks and Recreation	4	Active	Dry-Run/Permit	Miami Forever Bond	Debt Proceeds	35000	Parks and Recreation	$ 350,000	$ 53,452	$ 29,854	$ 83,306	$ 266,694
40-B193522A	Silver Bluff Dog Run Park	6/10/2021	Parks and Recreation	4	Active	Dry-Run/Permit	Miami-Dade County	County	35000	Parks and Recreation	$ 150,000	$ -	$ -	$ -	$ 150,000
40-B193523	Silver Bluff Park Improvement and Enhancements	5/1/2019	Parks and Recreation	4	Active	Construction	Contribution from General Fund	City Funds	35000	Parks and Recreation	$ 225,000	$ 220,805	$ -	$ 220,805	$ 4,195
40-B193523	Silver Bluff Park Improvement and Enhancements	5/1/2019	Parks and Recreation	4	Active	Construction	Impact Fees - Parks	City Funds	35000	Parks and Recreation	$ 325,428	$ 252,561	$ 32,819	$ 285,380	$ 40,048
40-B193525	Deadlined Equipment - Grounds Maintenance	5/1/2019	Parks and Recreation	Citywide	Adopted	Planning	Contribution from Special Revenue Fund	City Funds	35000	Parks and Recreation	$ 497,280	$ 497,280	$ -	$ 497,280	$ -
40-B193525	Deadlined Equipment - Grounds Maintenance	5/1/2019	Parks and Recreation	Citywide	Adopted	Planning	Contribution from General Fund	City Funds	35000	Parks and Recreation	$ 82,899	$ 82,899	$ -	$ 82,899	$ -
40-B193526	Emergency Repairs at Blanche Park	6/27/2019	Parks and Recreation	2	Active	Planning	Contribution from General Fund	City Funds	35000	Parks and Recreation	$ 359,004	$ 334,938	$ -	$ 334,938	$ 24,066
40-B193600	Temporary Platform for NE Connector (TPO	10/1/2018	Resilience and Public Works	5	Adopted	Planning	Parking Surcharge	City Funds	36000	Streets and Sidewalks	$ 702,000	$ -	$ -	$ -	$ 702,000
40-B193601	Coral Nook Circle	10/1/2018	Resilience and Public Works	3	Active	Administrative Close-Out	Transit Half-Cent Surtax	City Funds	36000	Streets and Sidewalks	$ 37,000	$ 37,000	$ -	$ 37,000	$ -
40-B193601	Coral Nook Circle	10/1/2018	Resilience and Public Works	3	Active	Administrative Close-Out	Contribution from Special Revenue Fund	City Funds	36000	Streets and Sidewalks	$ 560,000	$ 545,225	$ -	$ 545,225	$ 14,775
40-B193601	Coral Nook Circle	10/1/2018	Resilience and Public Works	3	Active	Administrative Close-Out	Contribution from General Fund	City Funds	36000	Streets and Sidewalks	$ 29,638	$ 14,625	$ -	$ 14,625	$ 15,013
40-B193601	Coral Nook Circle	10/1/2018	Resilience and Public Works	3	Active	Administrative Close-Out	Contribution from General Fund-SSL	City Funds	36000	Streets and Sidewalks	$ 100,000	$ 100,000	$ -	$ 100,000	$ -
40-B193601	Coral Nook Circle	10/1/2018	Resilience and Public Works	3	Active	Administrative Close-Out	Miami-Dade County General Obligation Bond	County	36000	Streets and Sidewalks	$ 577,811	$ 576,522	$ -	$ 576,522	$ 1,289
40-B193602	Brickell Key - Bridge	10/1/2018	Resilience and Public Works	2	Active	Design	Contribution from Special Revenue Fund	City Funds	36000	Streets and Sidewalks	$ 160,000	$ 155,295	$ -	$ 155,295	$ 4,705
40-B193602	Brickell Key - Bridge	10/1/2018	Resilience and Public Works	2	Active	Design	Downtown Developmental Regional Impact (DDRI) - Transportation	City Funds	36000	Streets and Sidewalks	$ 1,966,000	$ 171,816	$ 147,443	$ 319,260	$ 1,646,740
40-B193602	Brickell Key - Bridge	10/1/2018	Resilience and Public Works	2	Active	Design	Downtown Developmental Regional Impact (DDRI) - Administration	City Funds	36000	Streets and Sidewalks	$ 2,654,000	$ 67,408	$ 37,129	$ 104,537	$ 2,549,463

Detailed Report by Capital Project Number

Project Number	Project Name	Initial Funding Date	Client	District	Status	Phase	Award Name	Award Type	Fund Number	Fund Description	Budget	Actual	Encumbrances	Total Cost	Total Available
40-B193611	D1 Roadway Project	10/1/2018	Resilience and Public Works	1	Active	Annual Capital Refurbishment	Contribution from General Fund	City Funds	36000	Streets and Sidewalks	$ 69,376	$ -	$ 69,376	$ 69,376	$ -
40-B193612	D2 Roadway Project	10/1/2018	Resilience and Public Works	2	Active	Planning	Transit Half-Cent Surtax	City Funds	36000	Streets and Sidewalks	$ 25,978	$ 24,756	$ 1,222	$ 25,978	$ -
40-B193612	D2 Roadway Project	10/1/2018	Resilience and Public Works	2	Active	Planning	Contribution from Special Revenue Fund	City Funds	36000	Streets and Sidewalks	$ 1,074	$ -	$ 1,074	$ 1,074	$ -
40-B193612	D2 Roadway Project	10/1/2018	Resilience and Public Works	2	Active	Planning	Parking Surcharge	City Funds	36000	Streets and Sidewalks	$ 14,971	$ 10,440	$ -	$ 10,440	$ 4,531
40-B193612	D2 Roadway Project	10/1/2018	Resilience and Public Works	2	Active	Planning	Contribution from General Fund	City Funds	36000	Streets and Sidewalks	$ 611,834	$ 494,363	$ -	$ 494,363	$ 117,471
40-B193612	D2 Roadway Project	10/1/2018	Resilience and Public Works	2	Active	Planning	Stormwater Utility Trust Fund 2008	City Funds	36000	Streets and Sidewalks	$ 183,805	$ -	$ 19,627	$ 19,627	$ 164,178
40-B193612	D2 Roadway Project	10/1/2018	Resilience and Public Works	2	Active	Planning	Local Option Gas Tax	City Funds	36000	Streets and Sidewalks	$ 2,666	$ -	$ 2,666	$ 2,666	$ -
40-B193614	D4 Roadway Project	10/1/2018	Resilience and Public Works	4	Active	Annual Capital Refurbishment	Contribution from Special Revenue Fund	City Funds	36000	Streets and Sidewalks	$ 32,061	$ -	$ -	$ -	$ 32,061
40-B193615	Buena Vista Neighborhood Traffic Calming Phase II (D5	10/1/2018	Resilience and Public Works	5	Active	Construction	Contribution from Special Revenue Fund	City Funds	36000	Streets and Sidewalks	$ 450,000	$ 405,585	$ 32,406	$ 437,991	$ 12,009
40-B193615	Buena Vista Neighborhood Traffic Calming Phase II (D5	10/1/2018	Resilience and Public Works	5	Active	Construction	Contribution from General Fund	City Funds	36000	Streets and Sidewalks	$ 255,215	$ 159,558	$ 28,261	$ 187,820	$ 67,396
40-B193615	Buena Vista Neighborhood Traffic Calming Phase II (D5	10/1/2018	Resilience and Public Works	5	Active	Construction	Citywide Landscape	City Funds	36000	Streets and Sidewalks	$ 19,600	$ 19,600	$ -	$ 19,600	$ -
40-B193619	The Roads Neighborhood Traffic Calming	12/13/2018	Resilience and Public Works	3	Active	Construction	Impact Fees	City Funds	36000	Streets and Sidewalks	$ 128,933	$ 128,933	$ -	$ 128,933	$ -
40-B193619	The Roads Neighborhood Traffic Calming	12/13/2018	Resilience and Public Works	3	Active	Construction	Transit Half-Cent Surtax	City Funds	36000	Streets and Sidewalks	$ 100,382	$ 12,358	$ 62,506	$ 74,864	$ 25,518
40-B193619	The Roads Neighborhood Traffic Calming	12/13/2018	Resilience and Public Works	3	Active	Construction	Contribution from General Fund	City Funds	36000	Streets and Sidewalks	$ 34,607	$ 34,607	$ -	$ 34,607	$ -
40-B193619	The Roads Neighborhood Traffic Calming	12/13/2018	Resilience and Public Works	3	Active	Construction	Local Option Gas Tax	City Funds	36000	Streets and Sidewalks	$ 74,196	$ 63,559	$ 10,339	$ 73,897	$ 299
40-B193620	Buena Vista Neighborhood Traffic	12/13/2018	Resilience and Public Works	5	Active	Administrative Close-Out	Transit Half-Cent Surtax	City Funds	36000	Streets and Sidewalks	$ 75,037	$ 71,485	$ -	$ 71,485	$ 3,552
40-B193620	Buena Vista Neighborhood Traffic	12/13/2018	Resilience and Public Works	5	Active	Administrative Close-Out	Parking Surcharge	City Funds	36000	Streets and Sidewalks	$ 193,761	$ 193,761	$ -	$ 193,761	$ -
40-B193620	Buena Vista Neighborhood Traffic	12/13/2018	Resilience and Public Works	5	Active	Administrative Close-Out	Contribution from General Fund	City Funds	36000	Streets and Sidewalks	$ 77,118	$ 77,118	$ -	$ 77,118	$ -
40-B193620	Buena Vista Neighborhood Traffic	12/13/2018	Resilience and Public Works	5	Active	Administrative Close-Out	Street Bonds - Series 2018C	Debt Proceeds	36000	Streets and Sidewalks	$ 10,079	$ 9,631	$ -	$ 9,631	$ 448
40-B193621	Reverend Edward T. Graham Greenway	12/13/2018	Resilience and Public Works	Citywide	Active	Planning	Downtown Developmental Regional Impact (DDRI)	City Funds	36000	Streets and Sidewalks	$ 475,000	$ 461,215	$ -	$ 461,215	$ 13,785
40-B193621	Reverend Edward T. Graham Greenway	12/13/2018	Resilience and Public Works	Citywide	Active	Planning	Transit Half-Cent Surtax	City Funds	36000	Streets and Sidewalks	$ 236,928	$ 236,928	$ -	$ 236,928	$ -
40-B193621	Reverend Edward T. Graham Greenway/Underdeck	12/13/2018	Resilience and Public Works	Citywide	Active	Planning	Contribution from Special Revenue Fund	City Funds	36000	Streets and Sidewalks	$ -	$ -	$ -	$ -	$ -
40-B193621	Reverend Edward T. Graham Greenway	12/13/2018	Resilience and Public Works	Citywide	Active	Planning	Parking Surcharge	City Funds	36000	Streets and Sidewalks	$ 500,000	$ 500,000	$ -	$ 500,000	$ -
40-B193621	Reverend Edward T. Graham Greenway	12/13/2018	Resilience and Public Works	Citywide	Active	Planning	Contribution from General Fund	City Funds	36000	Streets and Sidewalks	$ 840,000	$ 214,975	$ -	$ 214,975	$ 625,025
40-B193621	Reverend Edward T. Graham Greenway	12/13/2018	Resilience and Public Works	Citywide	Active	Planning	Local Option Gas Tax	City Funds	36000	Streets and Sidewalks	$ 13,072	$ -	$ -	$ -	$ 13,072
40-B193621	Reverend Edward T. Graham Greenway	12/13/2018	Resilience and Public Works	Citywide	Active	Planning	Downtown Developmental Regional Impact (DDRI)	City Funds	36000	Streets and Sidewalks	$ 85,000	$ 24,828	$ 60,172	$ 85,000	$ -
40-B193621	Reverend Edward T. Graham Greenway	12/13/2018	Resilience and Public Works	Citywide	Active	Planning	Miami Parking Authority	Other Local Units	36000	Streets and Sidewalks	$ 50,000	$ -	$ 50,000	$ 50,000	$ -

Detailed Report by Capital Project Number

Project Number	Project Name	Initial Funding Date	Client	District	Status	Phase	Award Name	Award Type	Fund Number	Fund Description	Budget	Actual	Encumbrances	Total Cost	Total Available
40-B193621	Reverend Edward T. Graham Greenway	12/13/2018	Resilience and Public Works	Citywide	Active	Planning	OMNI CRA Contribution	City Funds	36000	Streets and Sidewalks	$ 150,000	$ 150,000	$ -	$ 150,000	$ -
40-B193621	Reverend Edward T. Graham Greenway	12/13/2018	Resilience and Public Works	Citywide	Active	Planning	Downtown Development Authority	Other Local Units	36000	Streets and Sidewalks	$ 50,000	$ 50,000	$ -	$ 50,000	$ -
40-B193622	Very Poor Condition Roads, Phase 1 - Outside Priority Drainage Basins	12/13/2018	Resilience and Public Works	Citywide	Active	Construction	Local Option Gas Tax	City Funds	36000	Streets and Sidewalks	$ 26,227	$ 23,693	$ -	$ 23,693	$ 2,534
40-B193622	Very Poor Condition Roads, Phase 1 - Outside Priority Drainage Basins	12/13/2018	Resilience and Public Works	Citywide	Active	Construction	Contribution from General Fund	City Funds	36000	Streets and Sidewalks	$ 452,746	$ 451,035	$ 1,694	$ 452,729	$ 18
40-B193622	Very Poor Condition Roads, Phase 1 - Outside Priority Drainage Basins	12/13/2018	Resilience and Public Works	Citywide	Active	Construction	Miami Forever Bond	Debt Proceeds	36000	Streets and Sidewalks	$ 7,590,182	$ 3,582,735	$ 2,832,404	$ 6,415,139	$ 1,175,043
40-B193623	I-395 Baywalk - Phase I (McArthur Causeway Baywalk) D2	10/1/2019	Downtown Development Authority	2	Active	Planning	Downtown Developmental Regional Impact (DDRI)	City Funds	36000	Streets and Sidewalks	$ 225,000	$ 198,128	$ -	$ 198,128	$ 26,872
40-B193623	I-395 Baywalk - Phase I (McArthur Causeway Baywalk) D2	10/1/2019	Downtown Development Authority	2	Active	Planning	Contribution from General Fund	City Funds	36000	Streets and Sidewalks	$ 250,000	$ 211,457	$ 36,315	$ 247,772	$ 2,228
40-B193623	I-395 Baywalk - Phase I (McArthur Causeway Baywalk) D2	10/1/2019	Downtown Development Authority	2	Active	Planning	International Yacht Brokers Association	Donation	36000	Streets and Sidewalks	$ 150,000	$ 150,000	$ -	$ 150,000	$ -
40-B193623	I-395 Baywalk - Phase I (McArthur Causeway Baywalk) D2	10/1/2019	Downtown Development Authority	2	Active	Planning	Downtown Development Authority	Other Local Units	36000	Streets and Sidewalks	$ 200,000	$ 197,990	$ 2,010	$ 200,000	$ -
40-B193624	MacArthur Causeway Baywalk	5/1/2019	Resilience and Public Works	Citywide	Adopted	Planning	Downtown Developmental Regional Impact (DDRI)	City Funds	36000	Streets and Sidewalks	$ 550,000	$ -	$ -	$ -	$ 550,000
40-B193700	Police Station Restroom Renovations	10/1/2016	Police	Citywide	Active	Construction	Sanitary Sewer Non-Bond	City Funds	37000	Sanitary Sewers	$ 1,200,000	$ 274,716	$ 254,498	$ 529,214	$ 670,786
40-B193801	Improve Drainage Outside of Priority Drainage Basins (Phase 1)	12/13/2018	Resilience and Public Works	Citywide	Active	Construction	Miami Forever Bond	Debt Proceeds	38000	Storm Sewers	$ 2,300,000	$ 2,300,000	$ -	$ 2,300,000	$ -
40-B193802	Brickell Bay Drive Design Criteria Package	12/13/2018	Resilience and Public Works	2	Active	Design	Miami Forever Bond	Debt Proceeds	38000	Storm Sewers	$ 1,000,000	$ 970,052	$ 29,948	$ 1,000,000	$ -
40-B193802	Brickell Bay Drive Design Criteria Package	12/13/2018	Resilience and Public Works	2	Active	Design	Miami Forever Bond	Debt Proceeds	38000	Storm Sewers	$ 9,085,000	$ 754,984	$ 1,483,100	$ 2,238,085	$ 6,846,915
40-B193802	Brickell Bay Drive Design Criteria Package	12/13/2018	Resilience and Public Works	2	Active	Design	Florida Department of Environmental Protection	Federal Pass Through State	38000	Storm Sewers	$ 17,170,650	$ -	$ -	$ -	$ 17,170,650
40-B193803	Jose Marti Park Flood Mitigation Study and Design	12/13/2018	Parks and Recreation	3	Active	Monitoring	Impact Fees - Parks	City Funds	38000	Storm Sewers	$ 1,000,000	$ 656,915	$ 6,850	$ 663,765	$ 336,235
40-B193803	Jose Marti Park Flood Mitigation Study and Design	12/13/2018	Parks and Recreation	3	Active	Monitoring	Miami Forever Bond	Debt Proceeds	38000	Storm Sewers	$ 940,000	$ 937,500	$ 2,500	$ 940,000	$ -
40-B193803	Jose Marti Park Flood Mitigation Study and Design	12/13/2018	Parks and Recreation	3	Active	Monitoring	Van Alen Institute	Donation	38000	Storm Sewers	$ 60,000	$ 60,000	$ -	$ 60,000	$ -
40-B193804	Belle Meade Pump Station (3rd)	5/1/2019	Resilience and Public Works	5	Active	Planning	Contribution from Special Revenue Fund	City Funds	38000	Storm Sewers	$ 180,000	$ 170,591	$ 7,135	$ 177,726	$ 2,274
40-B193805	Spot Drainage	12/13/2018	Resilience and Public Works	1	Active	Construction	Parking Surcharge	City Funds	38000	Storm Sewers	$ 428,000	$ 369,306	$ -	$ 369,306	$ 58,694
40-B193991	Trolley Route Signage - Citywide	5/1/2019	Resilience and Public Works	Citywide	Active	Planning	Transit Half-Cent Surtax	City Funds	39900	Mass Transit	$ 498,844	$ 381,897	$ 3,000	$ 384,897	$ 113,947
40-B203101	General Services Administration Expansion	10/1/2019	General Service Administration	1	Active	Planning	Impact Fees	City Funds	31000	General Government	$ 36,726	$ -	$ 36,726	$ 36,726	$ -
40-B203101	General Services Administration Expansion	10/1/2019	General Service Administration	1	Active	Planning	Impact Fees - General Government	City Funds	31000	General Government	$ 1,693,000	$ 20,720	$ 1,526,975	$ 1,547,695	$ 145,305

Detailed Report by Capital Project Number

Project Number	Project Name	Initial Funding Date	Client	District	Status	Phase	Award Name	Award Type	Fund Number	Fund Description	Budget	Actual	Encumbrances	Total Cost	Total Available
40-B203103	Oracle Hardware Refresh CW	10/1/2019	Innovation and Technology	Citywide	Active	Planning	Contribution from General Fund	City Funds	31000	General Government	$ 140,000	$ 139,500	$ -	$ 139,500	$ 500
40-B203104	Public Works Technology Improvements (ESRI Survey Application) CW	10/1/2019	Resilience and Public Works	Citywide	Active	Planning	Contribution from Special Revenue Fund	City Funds	31000	General Government	$ 225,000	$ -	$ -	$ -	$ 225,000
40-B203105	Office of Resilience and Public Works Reconfiguration CW	10/1/2015	Resilience and Public Works	Citywide	Active	Planning	Contribution from Special Revenue Fund	City Funds	31000	General Government	$ 900,000	$ 556,110	$ -	$ 556,110	$ 343,890
40-B203108	Realocation of Downtown Restroom	12/12/2019	Downtown Development Authority	5	On-Hold	Administrative Close-Out	Downtown Developmental Regional Impact (DDRI)	City Funds	31000	General Government	$ 150,000	$ 57,196	$ -	$ 57,196	$ 92,804
40-B203108	Realocation of Downtown Restroom	12/12/2019	Downtown Development Authority	5	On-Hold	Administrative Close-Out	Downtown Development Authority	Other Local Units	31000	General Government	$ 30,000	$ -	$ -	$ -	$ 30,000
40-B203109	City Hall and MRC Repairs - CW	2/13/2020	General Service Administration	Citywide	Active	Annual Capital Refurbishment	Contribution from General Fund	City Funds	31000	General Government	$ 14,093	$ 5,767	$ -	$ 5,767	$ 8,326
40-B203110	Facility Safety and Fortification Project - CW	2/13/2020	General Service Administration	Citywide	Active	Planning	Impact Fees	City Funds	31000	General Government	$ 119,633	$ 20,077	$ -	$ 20,077	$ 99,556
40-B203111	Downtown Restrooms - CW	2/13/2020	Downtown Development Authority	Citywide	On-Hold	Planning	Contribution from General Fund	City Funds	31000	General Government	$ 350,000	$ 15,057	$ -	$ 15,057	$ 334,943
40-B203112	40 Year Building Recertification - Fire Station 8 - CW	2/13/2020	Fire-Rescue	Citywide	Active	Final Completion	Contribution from General Fund	City Funds	31000	General Government	$ 10,000	$ 7,557	$ 2,379	$ 9,936	$ 64
40-B203113	40 Year Recertification - Fire Station 2 - CW	2/13/2020	Fire-Rescue	Citywide	Active	Administrative Close-Out	Contribution from General Fund	City Funds	31000	General Government	$ 18,473	$ 16,094	$ 2,379	$ 18,473	$ -
40-B203114	40 Year Recertification - Building Facilities Fire Station 3 including GSA/USLA buildng with roof assessment. - CW	2/13/2020	Fire-Rescue	Citywide	Active	Administrative Close-Out	Contribution from General Fund	City Funds	31000	General Government	$ 55,501	$ 41,847	$ 13,654	$ 55,501	$ -
40-B203117	MRC Roof Patch	6/11/2020	General Service Administration	2	Adopted	Planning	Contribution from General Fund	City Funds	31000	General Government	$ 250,000	$ 244,576	$ -	$ 244,576	$ 5,424
40-B203119	Business License/Public Facing Digital Services	6/11/2020	Innovation and Technology	Citywide	Adopted	Planning	Impact Fees	City Funds	31000	General Government	$ 450,000	$ 345,424	$ 95,507	$ 440,931	$ 9,069
40-B203121	Cyber Security - Identity Management	6/11/2020	Innovation and Technology	Citywide	Adopted	Planning	Contribution from General Fund	City Funds	31000	General Government	$ 150,000	$ 131,611	$ -	$ 131,611	$ 18,389
40-B203122	Data Analytics Environment	6/11/2020	Innovation and Technology	Citywide	Adopted	Planning	Contribution from General Fund	City Funds	31000	General Government	$ 500,000	$ 461,951	$ 5,640	$ 467,591	$ 32,409
40-B203123	GIS Implimentation-PHI Roadmap	6/11/2020	Innovation and Technology	Citywide	Adopted	Planning	Contribution from General Fund	City Funds	31000	General Government	$ 300,000	$ 65,260	$ 90,000	$ 155,260	$ 144,740
40-B203124	Cyber Security-Cloud Access Security Broker - CASB	6/11/2020	Innovation and Technology	Citywide	Adopted	Planning	Contribution from General Fund	City Funds	31000	General Government	$ 280,000	$ 200,424	$ -	$ 200,424	$ 79,576
40-B203125	Audit and Monitoring Services	6/11/2020	Innovation and Technology	Citywide	Adopted	Planning	Contribution from General Fund	City Funds	31000	General Government	$ 210,000	$ 207,046	$ -	$ 207,046	$ 2,954
40-B203126	Smart Cities Initiative for Economic Impact Phase I	6/11/2020	Innovation and Technology	Citywide	Adopted	Planning	Contribution from General Fund	City Funds	31000	General Government	$ 750,000	$ 262,706	$ -	$ 262,706	$ 487,294
40-B203127	Cyber Security-Network Access Control	6/11/2020	Innovation and Technology	Citywide	Adopted	Planning	Contribution from General Fund	City Funds	31000	General Government	$ 225,000	$ 139,551	$ -	$ 139,551	$ 85,449
40-B203128	Cyber Security - High Availability Network Security Protection	6/11/2020	Innovation and Technology	Citywide	Adopted	Planning	Contribution from General Fund	City Funds	31000	General Government	$ 190,000	$ 6,072	$ 183,928	$ 190,000	$ -
40-B203129	Cyber Security-Microsegmention	6/11/2020	Innovation and Technology	Citywide	Adopted	Planning	Contribution from General Fund	City Funds	31000	General Government	$ 220,000	$ 168,778	$ 51,222	$ 220,000	$ -
40-B203130	40/50 Year Recertification - Citywide	11/19/2020	Real Estate and Asset Management	Citywide	Active	Design	Contribution from Special Revenue Fund	City Funds	31000	General Government	$ 71,047	$ 66,645	$ -	$ 66,645	$ 4,402
40-B203130	40/50 Year Recertification - Citywide	11/19/2020	Real Estate and Asset Management	Citywide	Active	Design	Contribution from General Fund	City Funds	31000	General Government	$ 2,631,157	$ 524,689	$ 844,100	$ 1,368,789	$ 1,262,368

Detailed Report by Capital Project Number

Project Number	Project Name	Initial Funding Date	Client	District	Status	Phase	Award Name	Award Type	Fund Number	Fund Description	Budget	Actual	Encumbrances	Total Cost	Total Available
40-B203201	Technology Improvements for the Police Academy CW	9/30/2019	Police	Citywide	Active	Construction	Impact Fees - Police	City Funds	32000	Public Safety	$ 23,000	$ 15,795	$ -	$ 15,795	$ 7,205
40-B203205	Fire Prevention Management System - Paperless Inspections CW	10/1/2019	Fire-Rescue	Citywide	Active	Planning	Impact Fees - Fire	City Funds	32000	Public Safety	$ 60,257	$ 57,990	$ 2,267	$ 60,257	$ -
40-B203206	Hardening Security at Fire Facilities	10/1/2019	Fire-Rescue	Citywide	Active	Planning	Impact Fees - Fire	City Funds	32000	Public Safety	$ 935,000	$ 485,552	$ 105,214	$ 590,766	$ 344,234
40-B203209	Fire Station 12 - Water Intrusion Roof Assessment D5	10/1/2019	Fire-Rescue	5	Active	Planning	Contribution from General Fund	City Funds	32000	Public Safety	$ 10,609	$ 9,710	$ 899	$ 10,609	$ -
40-B203210	Fire Station 8 - Water Intrusion Roof Assessment D2	10/1/2019	Fire-Rescue	2	Active	Planning	Contribution from General Fund	City Funds	32000	Public Safety	$ 10,391	$ 9,493	$ 899	$ 10,391	$ -
40-B203211	Fire Station 4 - Roof Repairs and Exterior Painting - Assessment Only D2	10/1/2019	Fire-Rescue	2	Active	Planning	Contribution from General Fund	City Funds	32000	Public Safety	$ 13,287	$ 12,088	$ 1,199	$ 13,287	$ -
40-B203212	New Temperature Controlled Storage - CW	2/13/2020	Police	Citywide	Adopted	Planning	Impact Fees - Police	City Funds	32000	Public Safety	$ 75,000	$ -	$ -	$ -	$ 75,000
40-B203214	Fire Repairs, Parts, and Supplies	6/11/2020	Fire-Rescue	Citywide	Adopted	Planning	Contribution from General Fund	City Funds	32000	Public Safety	$ 1,402,097	$ 1,017,370	$ -	$ 1,017,370	$ 384,727
40-B203215	Computer Aided Dispatch System	6/11/2020	Fire-Rescue	Citywide	Adopted	Planning	Contribution from General Fund	City Funds	32000	Public Safety	$ 3,426,000	$ 463,862	$ -	$ 463,862	$ 2,962,138
40-B203217	Fire Apparatus	6/11/2020	Fire-Rescue	Citywide	Adopted	Planning	Contribution from General Fund	City Funds	32000	Public Safety	$ 1,330,000	$ 219,187	$ 1,110,813	$ 1,330,000	$ -
40-B203218	BMW Police Enforcement Vehicles	6/11/2020	Police	Citywide	Adopted	Planning	Contribution from General Fund	City Funds	32000	Public Safety	$ 974,000	$ 974,000	$ (0)	$ 974,000	$ -
40-B203219	Police - Purchase of Computers	6/11/2020	Police	Citywide	Adopted	Planning	Contribution from General Fund	City Funds	32000	Public Safety	$ 1,700,000	$ 1,457,186	$ 242,059	$ 1,699,245	$ 755
40-B203219	Police - Purchase of Computers	6/11/2020	Police	Citywide	Adopted	Planning	Impact Fees - Police	City Funds	32000	Public Safety	$ 76,000	$ -	$ -	$ -	$ 76,000
40-B203220	Fire Station 8 Roof and Structural Repairs D2	7/23/2020	Fire-Rescue	2	Active	Administrative Close-Out	Contribution from General Fund	City Funds	32000	Public Safety	$ 452,093	$ 396,640	$ 55,453	$ 452,093	$ -
40-B203404	Marina Management Software CW	10/1/2019	Real Estate and Asset Management	Citywide	Active	Non-Infrastructure	10% Marinas Revenue	City Funds	34000	Public Facilities	$ 150,000	$ -	$ -	$ -	$ 150,000
40-B203405	Miscellaneous Repairs - Marine Stadium Marina CW	10/1/2019	Real Estate and Asset Management	Citywide	Active	Annual Capital Refurbishment	10% Marinas Revenue	City Funds	34000	Public Facilities	$ 364,095	$ 183,266	$ 156,686	$ 339,952	$ 24,143
40-B203405	Miscellaneous Repairs - Marine Stadium Marina CW	10/1/2019	Real Estate and Asset Management	Citywide	Active	Annual Capital Refurbishment	Contribution from General Fund-SSL	City Funds	34000	Public Facilities	$ 55,000	$ 55,000	$ -	$ 55,000	$ -
40-B203408	Repairs at Marlins Garage CW	10/1/2019	Real Estate and Asset Management	Citywide	Active	Administrative Close-Out	Contribution from Special Revenue Fund	City Funds	34000	Public Facilities	$ 6,406,000	$ 3,490,284	$ -	$ 3,490,284	$ 2,915,716
40-B203408	Repairs at Marlins Garage CW	10/1/2019	Real Estate and Asset Management	Citywide	Active	Administrative Close-Out	Contribution from General Fund	City Funds	34000	Public Facilities	$ 737,000	$ 9,850	$ -	$ 9,850	$ 727,150
40-B203504	Sewell Park - Walkway and Park Enhancements - Assessment Only D1	10/1/2019	Parks and Recreation	1	Active	Design	Impact Fees - Parks	City Funds	35000	Parks and Recreation	$ 1,600,000	$ 239,139	$ 246,316	$ 485,455	$ 1,114,545
40-B203505	Roberto Clemente Park - Irrigation, Drainage and Baseball Field Improvements D5	10/1/2019	Parks and Recreation	5	Active	Planning	Impact Fees - Parks	City Funds	35000	Parks and Recreation	$ 800,000	$ 76,695	$ 64,040	$ 140,735	$ 659,265
40-B203507	Grapeland Park New Outdoor Fitness Area D1	10/1/2019	Parks and Recreation	1	Active	Construction	Impact Fees - Parks	City Funds	35000	Parks and Recreation	$ 250,000	$ 238,226	$ 5,000	$ 243,226	$ 6,774
40-B203509	Athalie Range Park - New Recreation Building D5	10/1/2019	Parks and Recreation	5	Active	Dry-Run/Permit	Impact Fees - Parks	City Funds	35000	Parks and Recreation	$ 950,000	$ 470,191	$ 290,360	$ 760,551	$ 189,449
40-B203510	Alice Wainwright -Natural Area	10/1/2019	Parks and Recreation	2	Active	Design	Impact Fees - Parks	City Funds	35000	Parks and Recreation	$ 500,000	$ 174,330	$ -	$ 174,330	$ 325,670
40-B203511	Citywide Parks Repair and Replacement CW	10/1/2019	Parks and Recreation	Citywide	Active	Construction	Contribution from General Fund	City Funds	35000	Parks and Recreation	$ 339,439	$ 339,439	$ -	$ 339,439	$ -

Detailed Report by Capital Project Number

Project Number	Project Name	Initial Funding Date	Client	District	Status	Phase	Award Name	Award Type	Fund Number	Fund Description	Budget	Actual	Encumbrances	Total Cost	Total Available
40-B203512	Emergency Repair at Merrie Christmas Park	10/12/2019	Parks and Recreation	2	Active	Administrative Close-Out	Contribution from General Fund	City Funds	35000	Parks and Recreation	$ 335,456	$ 332,775	$ 2,673	$ 335,449	$ 7
40-B203513	LHCC -Dance Floor Improvements	2/13/2020	Parks and Recreation	5	Active	Pre-Construction	Contribution from General Fund	City Funds	35000	Parks and Recreation	$ 181,500	$ 99,768	$ 28,018	$ 127,786	$ 53,714
40-B203515	Badia Center Facility at Flagami Park - D4	12/13/2018	Parks and Recreation	4	Active	Construction	Sanitary Sewer Non-Bond	City Funds	35000	Parks and Recreation	$ 400,000	$ -	$ -	$ -	$ 400,000
40-B203515	Badia Center Facility at Flagami Park - D4	12/13/2018	Parks and Recreation	4	Active	Construction	Impact Fees	City Funds	35000	Parks and Recreation	$ 500,000	$ -	$ 500,000	$ 500,000	$ -
40-B203515	Badia Center Facility at Flagami Park - D4	12/13/2018	Parks and Recreation	4	Active	Construction	Contribution from General Fund	City Funds	35000	Parks and Recreation	$ 340,000	$ 35,000	$ 5,000	$ 40,000	$ 300,000
40-B203515	Badia Center Facility at Flagami Park - D4	12/13/2018	Parks and Recreation	4	Active	Construction	Contribution from General Fund-SSL	City Funds	35000	Parks and Recreation	$ 250,000	$ 238,484	$ 91	$ 238,574	$ 11,426
40-B203515	Badia Center Facility at Flagami Park - D4	12/13/2018	Parks and Recreation	4	Active	Construction	Impact Fees - Parks	City Funds	35000	Parks and Recreation	$ 5,630,000	$ 334,683	$ 5,103,271	$ 5,437,954	$ 192,046
40-B203515	Badia Center Facility at Flagami Park - D4	12/13/2018	Parks and Recreation	4	Active	Construction	American Rescue Plan Act	Federal	35000	Parks and Recreation	$ 2,470,000	$ 186,015	$ 2,283,985	$ 2,470,000	$ -
40-B203515	Badia Center Facility at Flagami Park - D4	12/13/2018	Parks and Recreation	4	Active	Construction	Florida Department of Elder Affairs	State	35000	Parks and Recreation	$ 1,700,000	$ 729,755	$ 970,245	$ 1,700,000	$ -
40-B203515	Badia Center Facility at Flagami Park - D4	12/13/2018	Parks and Recreation	4	Active	Construction	Miami-Dade County	County	35000	Parks and Recreation	$ 800,000	$ -	$ 800,000	$ 800,000	$ -
40-B203516	Carrie P. Meek Senior Center Enhancements -	2/13/2020	Parks and Recreation	5	Active	Planning	Impact Fees - Parks	City Funds	35000	Parks and Recreation	$ 610,000	$ 408,579	$ 9,439	$ 418,018	$ 191,982
40-B203518	Shenandoah Mini Pk-ROW Improv	2/13/2020	Resilience and Public Works	3	Active	Construction	Transit Half-Cent Surtax	City Funds	35000	Parks and Recreation	$ 146,548	$ 80,416	$ 66,132	$ 146,548	$ -
40-B203518	Shenandoah Mini Pk-ROW Improv	2/13/2020	Resilience and Public Works	3	Active	Construction	Contribution from Special Revenue Fund	City Funds	35000	Parks and Recreation	$ 163,720	$ 6,521	$ 135,196	$ 141,717	$ 22,003
40-B203518	Shenandoah Mini Pk-ROW Improv	2/13/2020	Resilience and Public Works	3	Active	Construction	Contribution from General Fund	City Funds	35000	Parks and Recreation	$ 50,000	$ 45,987	$ -	$ 45,987	$ 4,013
40-B203518	Shenandoah Mini Pk-ROW Improv	2/13/2020	Resilience and Public Works	3	Active	Construction	Citywide Landscape	City Funds	35000	Parks and Recreation	$ 104,525	$ 688	$ 103,837	$ 104,525	$ -
40-B203518	Shenandoah Mini Pk-ROW Improv	2/13/2020	Resilience and Public Works	3	Active	Construction	Contribution from General Fund-SSL	City Funds	35000	Parks and Recreation	$ 77,060	$ 70,749	$ 6,311	$ 77,060	$ -
40-B203518	Shenandoah Mini Pk-ROW Improv	2/13/2020	Resilience and Public Works	3	Active	Construction	American Rescue Plan Act	Federal	35000	Parks and Recreation	$ 500,000	$ 437,449	$ 62,551	$ 500,000	$ -
40-B203519	Swannanoa Mini Park - right of way improvements (design only) - D4	2/13/2020	Resilience and Public Works	3	Active	Design	Transit Half-Cent Surtax	City Funds	35000	Parks and Recreation	$ 4,184	$ 4,184	$ -	$ 4,184	$ -
40-B203519	Swannanoa Mini Park - right of way improvements (design only) - D4	2/13/2020	Resilience and Public Works	3	Active	Design	Local Option Gas Tax	City Funds	35000	Parks and Recreation	$ 14,071	$ 14,071	$ -	$ 14,071	$ -
40-B203519	Swannanoa Mini Park - right of way improvements (design only) - D4	2/13/2020	Resilience and Public Works	3	Active	Design	Transit Half-Cent Surtax	City Funds	35000	Parks and Recreation	$ 2,401	$ 2,401	$ -	$ 2,401	$ -
40-B203519	Swannanoa Mini Park - right of way improvements (design only) - D4	2/13/2020	Resilience and Public Works	3	Active	Design	Parking Surcharge	City Funds	35000	Parks and Recreation	$ 4,132	$ 4,132	$ -	$ 4,132	$ -
40-B203519	Swannanoa Mini Park - right of way improvements (design only) - D4	2/13/2020	Resilience and Public Works	3	Active	Design	Contribution from General Fund	City Funds	35000	Parks and Recreation	$ 50,000	$ 42,724	$ -	$ 42,724	$ 7,276
40-B203519	Swannanoa Mini Park - right of way improvements (design only) - D4	2/13/2020	Resilience and Public Works	3	Active	Design	Stormwater Utility Trust Fund 2008	City Funds	35000	Parks and Recreation	$ 18,782	$ 5,540	$ 13,242	$ 18,782	$ -
40-B203519	Swannanoa Mini Park - right of way improvements (design only) - D4	2/13/2020	Resilience and Public Works	3	Active	Design	Contribution from General Fund-SSL	City Funds	35000	Parks and Recreation	$ 5,000	$ 5,000	$ -	$ 5,000	$ -

Table of Contents

Detailed Report by Capital Project Number

Project Number	Project Name	Initial Funding Date	Client	District	Status	Phase	Award Name	Award Type	Fund Number	Fund Description	Budget	Actual	Encumbrances	Total Cost	Total Available
40-B203519	Swannanoa Mini Park - right of way improvements (design only) - D4	2/13/2020	Resilience and Public Works	3	Active	Design	Street Bonds - Series 2018C	Debt Proceeds	35000	Parks and Recreation	$ 11,098	$ 11,098	$ -	$ 11,098	$ -
40-B203520	Roof Assessment-Caribbean LHCC - D5	2/13/2020	Parks and Recreation	5	Active	A/E Selection	Contribution from General Fund	City Funds	35000	Parks and Recreation	$ 65,000	$ 63,037	$ -	$ 63,037	$ 1,963
40-B203521	Maurice Ferre Park - wall demolition - CW	2/13/2020	Parks and Recreation	Citywide	On-Hold	Administrative Close-Out	Downtown Developmental Regional Impact (DDRI)	City Funds	35000	Parks and Recreation	$ 325,559	$ 18,844	$ -	$ 18,844	$ 306,715
40-B203521	Maurice Ferre Park - wall demolition - CW	2/13/2020	Parks and Recreation	Citywide	On-Hold	Administrative Close-Out	OMNI CRA Contribution	City Funds	35000	Parks and Recreation	$ 300,000	$ 300,000	$ -	$ 300,000	$ -
40-B203522	Citywide Parks Repair and Replacement - Construction - CW	2/13/2020	Parks and Recreation	Citywide	Active	Construction	Contribution from General Fund	City Funds	35000	Parks and Recreation	$ 155,960	$ 153,500	$ -	$ 153,500	$ 2,460
40-B203526	Virginia Key Historic Beach Park Restoration (Museum)	2/13/2020	Office of Capital Improvements	2	Active	Planning	Virginia Key Beach Park Trust Contribution	City Funds	35000	Parks and Recreation	$ 150,000	$ 130,000	$ -	$ 130,000	$ 20,000
40-B203530	40/50 Year Recertification-Parks-CW	11/19/2020	Parks and Recreation	Citywide	Active	Design	Contribution from General Fund	City Funds	35000	Parks and Recreation	$ 2,129,444	$ 263,001	$ 1,629,149	$ 1,892,150	$ 237,295
40-B203530	40/50 Year Recertification-Parks-CW	11/19/2020	Parks and Recreation	Citywide	Active	Design	Impact Fees- Parks	City Funds	35000	Parks and Recreation	$ -	$ -	$ -	$ -	$ -
40-B203532	Little Haiti Soccer Park New Elevator	11/19/2020	Parks and Recreation	5	Active	Planning	Contribution from Special Revenue Fund	City Funds	35000	Parks and Recreation	$ 65,950	$ 65,950	$ -	$ 65,950	$ 0
40-B203533	Parks Aquatic General Enhancements	11/19/2020	Parks and Recreation	Citywide	Active	Construction	Contribution from Special Revenue Fund	City Funds	35000	Parks and Recreation	$ 172,230	$ 160,328	$ 11,902	$ 172,230	$ -
40-B203533	Parks Aquatic General Enhancements	11/19/2020	Parks and Recreation	Citywide	Active	Construction	Contribution from General Fund	City Funds	35000	Parks and Recreation	$ 73,699	$ -	$ -	$ -	$ 73,699
40-B203533	Parks Aquatic General Enhancements	11/19/2020	Parks and Recreation	Citywide	Active	Construction	Impact Fees - Parks	City Funds	35000	Parks and Recreation	$ 79	$ -	$ -	$ -	$ 79
40-B203600	Mayor's Roadway Project	6/11/2020	Resilience and Public Works	Citywide	Adopted	Planning	Parking Surcharge	City Funds	36000	Streets and Sidewalks	$ 300,000	$ -	$ -	$ -	$ 300,000
40-B203601	Royal Road Seawall Replacement - Phase I - Design D2	10/1/2019	Resilience and Public Works	2	Adopted	Planning	Contribution from Special Revenue Fund	City Funds	36000	Streets and Sidewalks	$ 27,000	$ -	$ -	$ -	$ 27,000
40-B203602	Crystal View Court Seawall Replacement - Phase I - Design D2	10/1/2019	Parks and Recreation	2	Adopted	Planning	Contribution from Special Revenue Fund	City Funds	36000	Streets and Sidewalks	$ 27,000	$ -	$ -	$ -	$ 27,000
40-B203603	Matheson Avenue Seawall Replacement - Phase I - Design D2	10/1/2019	Resilience and Public Works	2	Adopted	Planning	Contribution from Special Revenue Fund	City Funds	36000	Streets and Sidewalks	$ 33,000	$ -	$ -	$ -	$ 33,000
40-B203605	Parking on Biscayne (MiMo District) - D5	2/13/2020	Resilience and Public Works	5	Active	Administrative Close-Out	Contribution from General Fund	City Funds	36000	Streets and Sidewalks	$ 36,001	$ 36,001	$ -	$ 36,001	$ -
40-B203606	NW 2nd Street from NW 9th Ave to NW 17th Ave - Mobility Improvements - Phase II- D3	2/13/2020	Resilience and Public Works	3	Active	Planning	Transit Half-Cent Surtax	City Funds	36000	Streets and Sidewalks	$ 59,526	$ -	$ -	$ -	$ 59,526
40-B203606	NW 2nd Street from NW 9th Ave to NW 17th Ave - Mobility Improvements - Phase II- D3	2/13/2020	Resilience and Public Works	3	Active	Planning	Transit Half-Cent Surtax	City Funds	36000	Streets and Sidewalks	$ 6,077	$ -	$ -	$ -	$ 6,077
40-B203606	NW 2nd Street from NW 9th Ave to NW 17th Ave - Mobility Improvements - Phase II- D3	2/13/2020	Resilience and Public Works	3	Active	Planning	Contribution from General Fund	City Funds	36000	Streets and Sidewalks	$ 205,634	$ 41,114	$ -	$ 41,114	$ 164,520
40-B203607	District 4 - Miscellaneous Pavement Improvement D4	2/13/2020	Resilience and Public Works	4	Adopted	Planning	Contribution from General Fund	City Funds	36000	Streets and Sidewalks	$ 299,517	$ 299,517	$ -	$ 299,517	$ -
40-B203607	District 4 - Miscellaneous Pavement Improvement D4	2/13/2020	Resilience and Public Works	4	Adopted	Planning	Contribution from General Fund-SSL	City Funds	36000	Streets and Sidewalks	$ 8,355	$ 8,355	$ -	$ 8,355	$ -

Detailed Report by Capital Project Number

Project Number	Project Name	Initial Funding Date	Client	District	Status	Phase	Award Name	Award Type	Fund Number	Fund Description	Budget	Actual	Encumbrances	Total Cost	Total Available
40-B203608	District 4 Traffic Calming - Districtwide -D4	2/13/2020	Resilience and Public Works	4	Active	Construction	Contribution from Special Revenue Fund	City Funds	36000	Streets and Sidewalks	$ 54,219	$ 2,391	$ 51,120	$ 53,512	$ 707
40-B203608	District 4 Traffic Calming - Districtwide -D4	2/13/2020	Resilience and Public Works	4	Active	Construction	Parking Surcharge	City Funds	36000	Streets and Sidewalks	$ 25,484	$ 22,031	$ 3,453	$ 25,484	$ -
40-B203608	District 4 Traffic Calming - Districtwide -D4	2/13/2020	Resilience and Public Works	4	Active	Construction	Contribution from General Fund	City Funds	36000	Streets and Sidewalks	$ 447,554	$ 356,906	$ 90,648	$ 447,554	$ -
40-B203608	District 4 Traffic Calming - Districtwide -D4	2/13/2020	Resilience and Public Works	4	Active	Construction	Contribution from General Fund-SSL	City Funds	36000	Streets and Sidewalks	$ 159,000	$ 158,052	$ 948	$ 159,000	$ -
40-B203608	District 4 Traffic Calming - Districtwide -D4	2/13/2020	Resilience and Public Works	4	Active	Construction	Street Bonds - Series 2018C	Debt Proceeds	36000	Streets and Sidewalks	$ 6,684	$ 6,684	$ -	$ 6,684	$ -
40-B203609	Shorecrest Drainage Improvements at NE 10 Ave. South of NE 79 St	2/13/2020	Resilience and Public Works	5	Active	Dry-Run/Permit	Parking Surcharge	City Funds	36000	Streets and Sidewalks	$ 240,000	$ 156,204	$ 46,378	$ 202,583	$ 37,417
40-B203609	Shorecrest Drainage Improvements at NE 10 Ave. South of NE 79 St	2/13/2020	Resilience and Public Works	5	Active	Dry-Run/Permit	Miami-Dade County General Obligation Bond	County	36000	Streets and Sidewalks	$ 350,000	$ -	$ -	$ -	$ 350,000
40-B203610	SW 5 Street fom 29 Av to 32 Ave Reconstruction	2/13/2020	Resilience and Public Works	4	Active	Dry-Run/Permit	Local Option Gas Tax	City Funds	36000	Streets and Sidewalks	$ 34,640	$ 13,452	$ 19,380	$ 32,832	$ 1,808
40-B203610	SW 5 Street fom 29 Av to 32 Ave Reconstruction	2/13/2020	Resilience and Public Works	4	Active	Dry-Run/Permit	Transit Half-Cent Surtax	City Funds	36000	Streets and Sidewalks	$ 1,787,500	$ 19,000	$ -	$ 19,000	$ 1,768,500
40-B203610	SW 5 Street fom 29 Av to 32 Ave Reconstruction	2/13/2020	Resilience and Public Works	4	Active	Dry-Run/Permit	Contribution from Special Revenue Fund	City Funds	36000	Streets and Sidewalks	$ 250,000	$ 123,249	$ 10,952	$ 134,201	$ 115,799
40-B203610	SW 5 Street fom 29 Av to 32 Ave Reconstruction	2/13/2020	Resilience and Public Works	4	Active	Dry-Run/Permit	Contribution from General Fund	City Funds	36000	Streets and Sidewalks	$ 251,980	$ 29,401	$ -	$ 29,401	$ 222,579
40-B203610	SW 5 Street fom 29 Av to 32 Ave Reconstruction	2/13/2020	Resilience and Public Works	4	Active	Dry-Run/Permit	Stormwater Utility Trust Fund 2008	City Funds	36000	Streets and Sidewalks	$ 33,408	$ -	$ -	$ -	$ 33,408
40-B203610	SW 5 Street fom 29 Av to 32 Ave Reconstruction	2/13/2020	Resilience and Public Works	4	Active	Dry-Run/Permit	Local Option Gas Tax	City Funds	36000	Streets and Sidewalks	$ 76,851	$ -	$ -	$ -	$ 76,851
40-B203610	SW 5 Street fom 29 Av to 32 Ave Reconstruction	2/13/2020	Resilience and Public Works	4	Active	Dry-Run/Permit	Contribution from General Fund-SSL	City Funds	36000	Streets and Sidewalks	$ 150,000	$ 113,191	$ 34,274	$ 147,465	$ 2,535
40-B203611	Bicycle & Pathway Improvements - D2	2/13/2020	Resilience and Public Works	2	Active	Planning	Contribution from Special Revenue Fund	City Funds	36000	Streets and Sidewalks	$ 150,000	$ 116,697	$ -	$ 116,697	$ 33,303
40-B203612	Painting of Corals for Scooters - D2	2/13/2020	Resilience and Public Works	2	Adopted	Planning	Contribution from Special Revenue Fund	City Funds	36000	Streets and Sidewalks	$ 50,000	$ -	$ -	$ -	$ 50,000
40-B203613	Bicycle Masterplan Update D2	2/13/2020	Resilience and Public Works	Citywide	Active	Planning	Contribution from Special Revenue Fund	City Funds	36000	Streets and Sidewalks	$ 100,000	$ 94,718	$ -	$ 94,718	$ 5,282
40-B203613	Bicycle Masterplan Update D2	2/13/2020	Resilience and Public Works	Citywide	Active	Planning	Miami-Dade Transportation Planning Organization	Other Local Units	36000	Streets and Sidewalks	$ 75,000	$ 71,163	$ -	$ 71,163	$ 3,837
40-B203614	Traffic Cir at North Bayshore	2/13/2020	Resilience and Public Works	2	Active	Design	OMNI CRA Contribution	Other Local Units	36000	Streets and Sidewalks	$ 2,112,000	$ 95,781	$ 188,499	$ 284,280	$ 1,827,720
40-B203801	Supervisory Control and Data Acquisition (SCADA) System for Stormwater Pump Station CW	10/1/2019	Resilience and Public Works	Citywide	Active	Design	Local Option Gas Tax	City Funds	38000	Storm Sewers	$ 26,179	$ -	$ -	$ -	$ 26,179
40-B203801	Supervisory Control and Data Acquisition (SCADA) System for Stormwater Pump Station CW	10/1/2019	Resilience and Public Works	Citywide	Active	Design	Contribution from General Fund	City Funds	38000	Storm Sewers	$ 180,000	$ -	$ 88,387	$ 88,387	$ 91,613
40-B203801	Supervisory Control and Data Acquisition (SCADA) System for Stormwater Pump Station CW	10/1/2019	Resilience and Public Works	Citywide	Active	Design	Stormwater Utility Trust Fund 2008	City Funds	38000	Storm Sewers	$ 510,529	$ 36,813	$ -	$ 36,813	$ 473,716
40-B203801	Supervisory Control and Data Acquisition (SCADA) System for Stormwater Pump Station CW	10/1/2019	Resilience and Public Works	Citywide	Active	Design	Florida Department of Environmental Protection	State	38000	Storm Sewers	$ 679,895	$ -	$ 101,173	$ 101,173	$ 578,722
40-B213105	New Building Facility for Building Department	12/1/2020	Building	Citywide	Adopted	Planning	Contribution from General Fund	City Funds	31000	General Government	$ 50,000,000	$ -	$ -	$ -	$ 50,000,000
40-B213200	Fire Rescue Apparatus Upgrades and Enhancements - CW	10/1/2020	Fire-Rescue	Citywide	Adopted	Planning	Impact Fees - Fire	City Funds	32000	Public Safety	$ 567,000	$ 119,298	$ 141,813	$ 261,111	$ 305,889

Detailed Report by Capital Project Number

Project Number	Project Name	Initial Funding Date	Client	District	Status	Phase	Award Name	Award Type	Fund Number	Fund Description	Budget	Actual	Encumbrances	Total Cost	Total Available
40-B213201	ADA Compliance Assessment - Police Headquarters - CW	10/1/2020	Police	Citywide	Active	Administrative Close-Out	Contribution from General Fund	City Funds	32000	Public Safety	$ 81,565	$ 59,240	$ 22,324	$ 81,564	$ 1
40-B213202	New Police Web EOC Command Center - CW	10/1/2020	Police	Citywide	Adopted	Planning	Impact Fees - Police	City Funds	32000	Public Safety	$ 90,000	$ 88,590	$ 499	$ 89,089	$ 911
40-B213203	Replacement of Damaged Police Vehicles - CW	10/1/2020	Police	Citywide	Adopted	Planning	Contribution from General Fund	City Funds	32000	Public Safety	$ 139,000	$ 135,892	$ -	$ 135,892	$ 3,108
40-B213204	MPD Facilities Interior Lighting Enhancements	1/28/2021	Police	Citywide	Adopted	Planning	Impact Fees - Police	City Funds	32000	Public Safety	$ 125,000	$ 7,855	$ -	$ 7,855	$ 117,145
40-B213205	Upgrade of AV System	1/28/2021	Police	Citywide	Adopted	Planning	Impact Fees - Police	City Funds	32000	Public Safety	$ 150,000	$ 148,257	$ 1,743	$ 150,000	$ -
40-B213206	Miami Police Department Facility Enhancements	1/28/2021	Police	Citywide	Adopted	Planning	Impact Fees	City Funds	32000	Public Safety	$ 20,000	$ 13,200	$ -	$ 13,200	$ 6,800
40-B213206	Miami Police Department Facility Enhancements	1/28/2021	Police	Citywide	Adopted	Planning	Contribution from General Fund	City Funds	32000	Public Safety	$ 30,000	$ 29,816	$ -	$ 29,816	$ 184
40-B213206	Miami Police Department Facility Enhancements	1/28/2021	Police	Citywide	Adopted	Planning	Impact Fees - Police	City Funds	32000	Public Safety	$ 150,000	$ 123,871	$ 4,750	$ 128,621	$ 21,379
40-B213207	New Dispatch Console	1/28/2021	Police	Citywide	Adopted	Planning	Impact Fees - Police	City Funds	32000	Public Safety	$ 90,000	$ -	$ -	$ -	$ 90,000
40-B213208	Miami Police Headquarters - Hardening	6/10/2021	Police	Citywide	Active	Administrative Close-Out	Contribution from General Fund	City Funds	32000	Public Safety	$ 17,000	$ 16,906	$ -	$ 16,906	$ 94
40-B213208	Miami Police Headquarters - Hardening	6/10/2021	Police	Citywide	Active	Administrative Close-Out	Impact Fees - Police	City Funds	32000	Public Safety	$ 25,000	$ 16,759	$ 855	$ 17,614	$ 7,386
40-B213209	Fire Station 9 - Hardening	5/27/2021	Fire-Rescue	Citywide	Active	Planning	Contribution from General Fund	City Funds	32000	Public Safety	$ 15,000	$ 7,546	$ 1,140	$ 8,686	$ 6,314
40-B213209	Fire Station 9 - Hardening	5/27/2021	Fire-Rescue	Citywide	Active	Planning	Department of Housing and Urban Development	Federal Pass Through State	32000	Public Safety	$ 1,307,000	$ -	$ -	$ -	$ 1,307,000
40-B213210	Fire Station 2 - Hardening	5/27/2021	Fire-Rescue	Citywide	Active	Planning	Contribution from General Fund	City Funds	32000	Public Safety	$ 12,724	$ 5,831	$ 285	$ 6,116	$ 6,608
40-B213210	Fire Station 2 - Hardening	5/27/2021	Fire-Rescue	Citywide	Active	Planning	Department of Housing and Urban Development	Federal Pass Through State	32000	Public Safety	$ 994,303	$ -	$ -	$ -	$ 994,303
40-B213400	Exterior Painting and Patching for Dinner Key Dockmaster Building - D2	10/1/2020	Real Estate and Asset Management	Citywide	Adopted	Planning	10% Marinas Revenue	City Funds	34000	Public Facilities	$ 70,000	$ 30,000	$ -	$ 30,000	$ 40,000
40-B213403	Dinner Key Pumpout Boat - D2	10/1/2020	Real Estate and Asset Management	Citywide	Adopted	Planning	10% Marinas Revenue	City Funds	34000	Public Facilities	$ 120,000	$ 37,153	$ -	$ 37,153	$ 82,847
40-B213403	Dinner Key Pumpout Boat - D2	10/1/2020	Real Estate and Asset Management	Citywide	Adopted	Planning	Florida Department of Environmental Protection	State	34000	Public Facilities	$ 111,458	$ 111,458	$ -	$ 111,458	$ -
40-B213405	Dinner Key Shuttle Boat Repower - D2	10/1/2020	Real Estate and Asset Management	Citywide	Adopted	Planning	10% Marinas Revenue	City Funds	34000	Public Facilities	$ 25,000	$ -	$ -	$ -	$ 25,000
40-B213406	Dinner Key Marina Gate Repairs - D2	10/1/2020	Real Estate and Asset Management	Citywide	Adopted	Planning	10% Marinas Revenue	City Funds	34000	Public Facilities	$ 50,000	$ 16,500	$ -	$ 16,500	$ 33,500
40-B213407	Dinner Key Marina Wi-Fi - D2	10/1/2020	Real Estate and Asset Management	Citywide	Adopted	Planning	10% Marinas Revenue	City Funds	34000	Public Facilities	$ 80,000	$ 6,754	$ 56,863	$ 63,617	$ 16,383
40-B213408	Marine Stadium Marina Emergency Repairs	10/1/2020	Real Estate and Asset Management	Citywide	Adopted	Planning	10% Marinas Revenue	City Funds	34000	Public Facilities	$ 45,000	$ -	$ -	$ -	$ 45,000
40-B213410	Olympia Theater Apartments Elevator Replacement	1/28/2021	Real Estate and Asset Management	5	Adopted	Planning	Contribution from General Fund	City Funds	34000	Public Facilities	$ 900,000	$ 386,468	$ 314,415	$ 700,883	$ 199,118
40-B213412	Manuel Artime Loading Dock	1/28/2021	Real Estate and Asset Management	3	Adopted	Planning	Contribution from Special Revenue Fund	City Funds	34000	Public Facilities	$ 5,546	$ 4,189	$ -	$ 4,189	$ 1,357
40-B213412	Manuel Artime Loading Dock	1/28/2021	Real Estate and Asset Management	3	Adopted	Planning	Contribution from General Fund	City Funds	34000	Public Facilities	$ 78,491	$ 45,354	$ -	$ 45,354	$ 33,136
40-B213413	Manuel Artime Concession Stand	1/28/2021	Real Estate and Asset Management	3	Adopted	Planning	Contribution from General Fund	City Funds	34000	Public Facilities	$ 42,097	$ 27,633	$ 100	$ 27,733	$ 14,364
40-B213414	District 4 Park Land Acquisition	4/22/2021	Parks and Recreation	4	Active	Final Completion	Impact Fees	City Funds	34000	Public Facilities	$ 676,966	$ 554,046	$ 11,649	$ 565,695	$ 111,271
40-B213414	District 4 Park Land Acquisition	4/22/2021	Parks and Recreation	4	Active	Final Completion	Impact Fees - Parks	City Funds	34000	Public Facilities	$ 415,000	$ 392,917	$ -	$ 392,917	$ 22,083
40-B213414	District 4 Park Land Acquisition	4/22/2021	Parks and Recreation	4	Active	Final Completion	Miami Forever Bond	Debt Proceeds	34000	Public Facilities	$ 1,000,000	$ 5,825	$ -	$ 5,825	$ 994,175

Detailed Report by Capital Project Number

Project Number	Project Name	Initial Funding Date	Client	District	Status	Phase	Award Name	Award Type	Fund Number	Fund Description	Budget	Actual	Encumbrances	Total Cost	Total Available
40-B213414A	District Affordable Housing Land Acquistion	6/27/2019	Finance	4	Adopted	Planning	Miami Forever Bond	Debt Proceeds	34000	Public Facilities	$ 850,000	$ 2,360	$ -	$ 2,360	$ 847,640
40-B213417	Olympia Theater Interior Lighting and Electrical Repairs	5/27/2021	Real Estate and Asset Management	5	Adopted	Planning	Contribution from Special Revenue Fund	City Funds	34000	Public Facilities	$ 22,291	$ 12,212	$ -	$ 12,212	$ 10,079
40-B213418	Olympia Theater 40/50 Year Recertification	5/27/2021	Real Estate and Asset Management	5	Active	Planning	Contribution from General Fund	City Funds	34000	Public Facilities	$ 75,000	$ 34,398	$ -	$ 34,398	$ 40,602
40-B213420	5215 W Flagler Affordable Housing	6/10/2021	Real Estate and Asset Management	4	Adopted	Planning	Miami Forever Bond	Debt Proceeds	31000	General Government	$ 1,505,000	$ 1,497,129	$ -	$ 1,497,129	$ 7,871
40-B213421	Affordable Housing Development -1251 SW 7th Street	7/22/2021	Real Estate and Asset Management	3	Active	Planning	Miami Forever Bond	Debt Proceeds	34000	Public Facilities	$ 641,900	$ 396,732	$ 244,432	$ 641,164	$ 736
40-B213421	Affordable Housing Development -1251 SW 7th Street	7/22/2021	Real Estate and Asset Management	3	Active	Planning	Public Benefit Contribution - Southside Place	Private	34000	Public Facilities	$ 5,200,000	$ 55,941	$ 320,415	$ 376,357	$ 4,823,643
40-B213500	Kinloch Park (a.k.a. Charlie DeLucca Park) - General Plan Design - D1	10/1/2020	Parks and Recreation	1	Active	Planning	Impact Fees - Parks	City Funds	35000	Parks and Recreation	$ 100,000	$ -	$ -	$ -	$ 100,000
40-B213503	Shenandoah Park - Sports Lighting Upgrade - D4	10/1/2020	Parks and Recreation	4	Active	Administrative Close-Out	Contribution from Special Revenue Fund	City Funds	35000	Parks and Recreation	$ 150,000	$ 150,000	$ -	$ 150,000	$ -
40-B213503	Shenandoah Park - Sports Lighting Upgrade - D4	10/1/2020	Parks and Recreation	4	Active	Administrative Close-Out	Impact Fees - Parks	City Funds	35000	Parks and Recreation	$ 200,000	$ 200,000	$ -	$ 200,000	$ -
40-B213505	Athalie Range Park - Tennis and Basketball Courts Improvements - D5	10/1/2020	Parks and Recreation	5	Active	Bidding	Contribution from General Fund	City Funds	35000	Parks and Recreation	$ 89,294	$ -	$ -	$ -	$ 89,294
40-B213505	Athalie Range Park - Tennis and Basketball Courts Improvements - D5	10/1/2020	Parks and Recreation	5	Active	Bidding	Impact Fees - Parks	City Funds	35000	Parks and Recreation	$ 540,101	$ 40,650	$ 24,416	$ 65,066	$ 475,034
40-B213506	20 Street Replacement Trailers	10/1/2020	Parks and Recreation	Citywide	Active	Dry-Run/Permit	Contribution from General Fund	City Funds	35000	Parks and Recreation	$ 1,500,000	$ 146,547	$ 51,373	$ 197,920	$ 1,302,080
40-B213507	D2 Park Land Acquisition	10/1/2020	Real Estate and Asset Management	2	Adopted	Planning	Impact Fees - Parks	City Funds	35000	Parks and Recreation	$ 2,311,000	$ 56,000	$ -	$ 56,000	$ 2,255,000
40-B213508	Triangle Park Enhancements	1/28/2021	Parks and Recreation	3	Active	Planning	Impact Fees	City Funds	35000	Parks and Recreation	$ 102,050	$ -	$ -	$ -	$ 102,050
40-B213509	Henderson Park Enhancement	1/28/2021	Parks and Recreation	3	Active	Planning	Contribution from General Fund	City Funds	35000	Parks and Recreation	$ 30,600	$ -	$ 7,023	$ 7,023	$ 23,577
40-B213510	Little Haiti Cultural Center Improvements	1/28/2021	Parks and Recreation	5	Active	Planning	Contribution from Special Revenue Fund	City Funds	35000	Parks and Recreation	$ 1,613	$ -	$ -	$ -	$ 1,613
40-B213510	Little Haiti Cultural Center Improvements	1/28/2021	Parks and Recreation	5	Active	Planning	Contribution from General Fund	City Funds	35000	Parks and Recreation	$ 161,129	$ 7,824	$ -	$ 7,824	$ 153,305
40-B213511	Morningside Park Aquatic Complex	1/28/2021	Parks and Recreation	2	Active	Planning	Impact Fees - Parks	City Funds	35000	Parks and Recreation	$ 583,733	$ 328,087	$ -	$ 328,087	$ 255,647
40-B213512	Hadley Park - Resiliency Hub	5/27/2021	Parks and Recreation	5	Active	Dry-Run/Permit	Impact Fees	City Funds	35000	Parks and Recreation	$ 15,000	$ 14,467	$ -	$ 14,467	$ 533
40-B213512	Hadley Park - Resiliency Hub	5/27/2021	Parks and Recreation	5	Active	Dry-Run/Permit	Department of Housing and Urban Development	Federal Pass Through State	35000	Parks and Recreation	$ 779,000	$ 372	$ 570	$ 942	$ 778,058
40-B213513	College Football Entities Projects at Moore Park	6/24/2021	Parks and Recreation	5	Active	Construction	Contribution from General Fund	City Funds	35000	Parks and Recreation	$ 500,000	$ -	$ 500,000	$ 500,000	$ -
40-B213513	College Football Entities Projects at Moore Park	6/24/2021	Parks and Recreation	5	Active	Construction	Impact Fees - Parks	City Funds	35000	Parks and Recreation	$ 250,000	$ -	$ 250,000	$ 250,000	$ -
40-B213600	ADA Compliance - On-Street Parking per DOJ Settlement CW	10/1/2020	Risk Management	Citywide	Active	Construction	Contribution from General Fund	City Funds	36000	Streets and Sidewalks	$ 1,220,000	$ 660,666	$ 379,363	$ 1,040,029	$ 179,971
40-B213601	South Grove Traffic Study - Construction CW	10/1/2020	Resilience and Public Works	2	Active	Construction	Contribution from Special Revenue Fund	City Funds	36000	Streets and Sidewalks	$ 250,000	$ 242,277	$ 7,723	$ 250,000	$ -
40-B213601	South Grove Traffic Study - Construction CW	10/1/2020	Resilience and Public Works	2	Active	Construction	Contribution from General Fund	City Funds	36000	Streets and Sidewalks	$ 660,000	$ 225,959	$ 431,269	$ 657,227	$ 2,773
40-B213602	Little Havana Pedestrian Priority Zone	1/28/2021	Resilience and Public Works	3	Active	Design	Local Option Gas Tax	City Funds	36000	Streets and Sidewalks	$ 55,000	$ 51,471	$ -	$ 51,471	$ 3,529
40-B213602	Little Havana Pedestrian Priority Zone	1/28/2021	Resilience and Public Works	3	Active	Design	Contribution from Special Revenue Fund	City Funds	36000	Streets and Sidewalks	$ 314,472	$ 207,889	$ 16,266	$ 224,155	$ 90,316

Table of Contents

Detailed Report by Capital Project Number

Project Number	Project Name	Initial Funding Date	Client	District	Status	Phase	Award Name	Award Type	Fund Number	Fund Description	Budget	Actual	Encumbrances	Total Cost	Total Available
40-B213602	Little Havana Pedestrian Priority Zone	1/28/2021	Resilience and Public Works	3	Active	Design	Contribution from General Fund	City Funds	36000	Streets and Sidewalks	$ 664,778	$ 125,826	$ 0	$ 125,826	$ 538,952
40-B213602	Little Havana Pedestrian Priority Zone	1/28/2021	Resilience and Public Works	3	Active	Design	Stormwater Utility Trust Fund 2008	City Funds	36000	Streets and Sidewalks	$ 1,100,000	$ 243,252	$ 127,777	$ 371,029	$ 728,971
40-B213602	Little Havana Pedestrian Priority Zone	1/28/2021	Resilience and Public Works	3	Active	Design	Local Option Gas Tax	City Funds	36000	Streets and Sidewalks	$ 74,607	$ 67,206	$ -	$ 67,206	$ 7,401
40-B213602	Little Havana Pedestrian Priority Zone	1/28/2021	Resilience and Public Works	3	Active	Design	Citywide Landscape	City Funds	36000	Streets and Sidewalks	$ 295,482	$ 2,045	$ -	$ 2,045	$ 293,437
40-B213602	Little Havana Pedestrian Priority Zone	1/28/2021	Resilience and Public Works	3	Active	Design	Florida Department of Transportation	State	36000	Streets and Sidewalks	$ 3,000,000	$ -	$ -	$ -	$ 3,000,000
40-B213602A	Little Havana Pedestrian Zone - COLAB Consulting Services	6/9/2022	Resilience and Public Works	3	Adopted	Planning	Contribution from General Fund	City Funds	36000	Streets and Sidewalks	$ 50,000	$ -	$ -	$ -	$ 50,000
40-B213603	Commodore Trail Master Plan and Improvements	7/23/2020	Parks and Recreation	Citywide	Active	Planning	Contribution from Special Revenue Fund	City Funds	36000	Streets and Sidewalks	$ 141,788	$ 109,052	$ 2,657	$ 111,709	$ 30,079
40-B213603	Commodore Trail Master Plan and Improvements	7/23/2020	Parks and Recreation	Citywide	Active	Planning	Miami-Dade County Transportation and Public Works	County	36000	Streets and Sidewalks	$ 1,300,000	$ 377,189	$ 104,714	$ 481,903	$ 818,097
40-B213604	Micromobility Network JPA with MDC	6/10/2021	Resilience and Public Works	2	Adopted	Planning	Contribution from Special Revenue Fund	City Funds	36000	Streets and Sidewalks	$ 1,000,000	$ 201,937	$ -	$ 201,937	$ 798,063
40-B213605	NW 11th Street from NW 1st Avenue To NW 3rd Avenue	5/27/2021	Resilience and Public Works	5	Active	Design	Contribution from General Fund	City Funds	36000	Streets and Sidewalks	$ 230,143	$ 127,943	$ 86,315	$ 214,259	$ 15,884
40-B213605	NW 11th Street from NW 1st Avenue To NW 3rd Avenue	5/27/2021	Resilience and Public Works	5	Active	Design	Stormwater Utility Trust Fund 2008	City Funds	36000	Streets and Sidewalks	$ 109,856	$ 109,856	$ -	$ 109,856	$ -
40-B213605	NW 11th Street from NW 1st Avenue To NW 3rd Avenue	5/27/2021	Resilience and Public Works	5	Active	Design	Citywide Landscape	City Funds	36000	Streets and Sidewalks	$ 24,141	$ 22,141	$ 2,000	$ 24,141	$ -
40-B213606	Kinloch Roadway Improvements	6/10/2021	Resilience and Public Works	4	Active	Design	Transit Half-Cent Surtax	City Funds	36000	Streets and Sidewalks	$ 19,619	$ 19,619	$ -	$ 19,619	$ -
40-B213606	Kinloch Roadway Improvements	6/10/2021	Resilience and Public Works	4	Active	Design	Contribution from General Fund-SSL	City Funds	36000	Streets and Sidewalks	$ 480,381	$ 164,000	$ 15,786	$ 179,786	$ 300,595
40-B213606	Kinloch Roadway Improvements	6/10/2021	Resilience and Public Works	4	Active	Design	Miami-Dade County	County	36000	Streets and Sidewalks	$ 76,503	$ 4,525	$ 71,978	$ 76,503	$ -
40-B213606	Kinloch Roadway Improvements	6/10/2021	Resilience and Public Works	4	Active	Design	Florida Department of Environmental Protection	State	36000	Streets and Sidewalks	$ 965,000	$ -	$ -	$ -	$ 965,000
40-B213606A	Kinloch Flooding Mitigation and Road Reconstruction FDEP	6/1/2023	Resilience and Public Works	4	Active	A/E Selection	Florida Department of Environmental Protection	State	36000	Streets and Sidewalks	$ 1,304,619	$ -	$ -	$ -	$ 1,304,619
40-B213700	Antonio Maceo Park - Main Sewer Line Replacement	6/10/2021	Parks and Recreation	1	Active	Construction	Sanitary Sewer Non-Bond	City Funds	37000	Sanitary Sewers	$ 653,436	$ 374,436	$ 26,317	$ 400,753	$ 252,683
40-B213700	Antonio Maceo Park - Main Sewer Line Replacement	6/10/2021	Parks and Recreation	1	Active	Construction	Impact Fees - Parks	City Funds	37000	Sanitary Sewers	$ 120,000	$ 120,000	$ -	$ 120,000	$ -
40-B213800	Stormwater Inlet Filters - CW	10/1/2020	Resilience and Public Works	Citywide	Adopted	Planning	Stormwater Utility Trust Fund 2008	City Funds	38000	Storm Sewers	$ 270,000	$ 119,978	$ -	$ 119,978	$ 150,022
40-B223102	Building Task Force - Computers	10/1/2021	Building	Citywide	Adopted	Non-Infrastructure	Contribution from General Fund	City Funds	31000	General Government	$ 28,000	$ -	$ -	$ -	$ 28,000
40-B223103	Finance POS System Replacement	10/1/2021	Finance	Citywide	Adopted	Non-Infrastructure	Contribution from General Fund	City Funds	31000	General Government	$ 1,256,000	$ 406,855	$ -	$ 406,855	$ 849,145
40-B223104	SplashBI Software (EiS)	10/1/2021	Finance	Citywide	Adopted	Non-Infrastructure	Contribution from General Fund	City Funds	31000	General Government	$ 95,000	$ 92,090	$ -	$ 92,090	$ 2,910
40-B223106	MRC Riverside Walkway Lighting	10/1/2021	General Service Administration	Citywide	Active	Planning	Contribution from General Fund	City Funds	31000	General Government	$ 26,183	$ 26,183	$ -	$ 26,183	$ -
40-B223107	Networking Enterprise Backup Expansion	10/1/2021	Innovation and Technology	Citywide	Adopted	Non-Infrastructure	Contribution from General Fund	City Funds	31000	General Government	$ 158,000	$ 151,625	$ 6,375	$ 158,000	$ -
40-B223108	Cyber Recovery Vault	10/1/2021	Innovation and Technology	Citywide	Adopted	Non-Infrastructure	Contribution from General Fund	City Funds	31000	General Government	$ 470,000	$ 382,335	$ -	$ 382,335	$ 87,665

Table of Contents

Detailed Report by Capital Project Number

Project Number	Project Name	Initial Funding Date	Client	District	Status	Phase	Award Name	Award Type	Fund Number	Fund Description	Budget	Actual	Encumbrances	Total Cost	Total Available
40-B223109	Computer Replacement - IT	10/1/2021	Innovation and Technology	Citywide	Adopted	Non-Infrastructure	Contribution from Special Revenue Fund	City Funds	31000	General Government	$ 364,000	$ -	$ -	$ -	$ 364,000
40-B223109	Computer Replacement - IT	10/1/2021	Innovation and Technology	Citywide	Adopted	Non-Infrastructure	Contribution from General Fund	City Funds	31000	General Government	$ 500,000	$ 499,314	$ -	$ 499,314	$ 686
40-B223110	Public Benefits Database	10/1/2021	Planning	Citywide	Adopted	Non-Infrastructure	Contribution from General Fund	City Funds	31000	General Government	$ 150,000	$ 70,416	$ -	$ 70,416	$ 79,584
40-B223111	Gridics Land Development Study	10/1/2021	Zoning	Citywide	Adopted	Non-Infrastructure	Contribution from General Fund	City Funds	31000	General Government	$ 20,000	$ -	$ -	$ -	$ 20,000
40-B223112	Land Use Analysis Tool	10/1/2021	Zoning	Citywide	Adopted	Non-Infrastructure	Contribution from General Fund	City Funds	31000	General Government	$ 20,000	$ -	$ -	$ -	$ 20,000
40-B223113	Records Digitization - Planning Dept	10/1/2021	Planning	Citywide	Adopted	Non-Infrastructure	Contribution from General Fund	City Funds	31000	General Government	$ 216,000	$ 10,281	$ -	$ 10,281	$ 205,719
40-B223114	Expanding Affordable Dwelling Unit (ADU) Program	10/1/2021	Zoning	Citywide	Adopted	Non-Infrastructure	Contribution from General Fund	City Funds	31000	General Government	$ 125,000	$ 75,795	$ 49,205	$ 125,000	$ -
40-B223115	Building - Computer Upgrades	10/1/2021	Building	Citywide	Adopted	Non-Infrastructure	Contribution from General Fund	City Funds	31000	General Government	$ 800,000	$ 623,483	$ 61,826	$ 685,308	$ 114,692
40-B223116	Building TaskForce Vehicles	10/1/2021	Building	Citywide	Adopted	Non-Infrastructure	Contribution from General Fund	City Funds	31000	General Government	$ 120,000	$ 119,886	$ -	$ 119,886	$ 114
40-B223117	RPW Light Fleet Acquistion	10/1/2021	Resilience and Public Works	Citywide	Adopted	Non-Infrastructure	Contribution from General Fund	City Funds	31000	General Government	$ 194,000	$ 185,108	$ -	$ 185,108	$ 8,892
40-B223118	MRC Garage Access Plan	10/1/2021	Real Estate and Asset Management	Citywide	Adopted	Planning	Contribution from General Fund	City Funds	31000	General Government	$ 500,000	$ -	$ 10,000	$ 10,000	$ 490,000
40-B223119	Oracle Cloud Startup	10/1/2021	Finance	Citywide	Adopted	Planning	Contribution from General Fund	City Funds	31000	General Government	$ 1,156,015	$ 1,156,015	$ -	$ 1,156,015	$ -
40-B223119	Oracle Cloud Startup	10/1/2021	Finance	Citywide	Adopted	Planning	Miami Special Obligation Bond	Debt Proceeds	31000	General Government	$ 30,000,000	$ -	$ 3,498,575	$ 3,498,575	$ 26,501,425
40-B223120	Enterprise Permitting Solutions	10/1/2021	Building	Citywide	Adopted	Planning	Contribution from Special Revenue Fund	City Funds	31000	General Government	$ -	$ -	$ -	$ -	$ -
40-B223120	Enterprise Permitting Solutions	10/1/2021	Building	Citywide	Adopted	Planning	Contribution from General Fund	City Funds	31000	General Government	$ 9,600,000	$ 3,759,583	$ 1,523,614	$ 5,283,197	$ 4,316,803
40-B223121	Building Efficiency 305 (BE305)	10/1/2021	Building	Citywide	Adopted	Planning	Contribution from General Fund	City Funds	31000	General Government	$ 750,000	$ 354,582	$ 35,421	$ 390,003	$ 359,997
40-B223123	Citywide Light Fleet Replacement	11/18/2021	General Service Administration	Citywide	Adopted	Non-Infrastructure	Contribution from Special Revenue Fund	City Funds	31000	General Government	$ 11,000	$ -	$ -	$ -	$ 11,000
40-B223123	Citywide Light Fleet Replacement	11/18/2021	General Service Administration	Citywide	Adopted	Non-Infrastructure	Contribution from General Fund	City Funds	31000	General Government	$ 4,032,364	$ 1,917,649	$ 1,225,543	$ 3,143,192	$ 889,171
40-B223124	Assessment of the MRC Garage	6/9/2022	General Service Administration	5	Active	Administrative Close-Out	Contribution from General Fund	City Funds	31000	General Government	$ 684,000	$ 607,712	$ 73,504	$ 681,217	$ 2,783
40-B223125	Commission Chambers - Communication Improvements	6/9/2022	Communications	Citywide	Adopted	Planning	Contribution from General Fund	City Funds	31000	General Government	$ 150,000	$ 92,617	$ 200	$ 92,817	$ 57,183
40-B223126	City Manager's Office Reconfiguration	6/9/2022	General Service Administration	Citywide	Adopted	Planning	Contribution from General Fund	City Funds	31000	General Government	$ 85,000	$ 9,811	$ -	$ 9,811	$ 75,189
40-B223127	Miami Forever Bond Homeowner Preservation Program Project Management	6/9/2022	Housing and Community Development	Citywide	Active	Construction	Miami Forever Bond	Debt Proceeds	31000	General Government	$ 200,000	$ 54,079	$ -	$ 54,079	$ 145,921
40-B223202	Aero Computer Mapping	10/1/2021	Police	Citywide	Adopted	Non-Infrastructure	Impact Fees - Police	City Funds	32000	Public Safety	$ 134,000	$ 133,795	$ -	$ 133,795	$ 205
40-B223203	Police Fiber Optics	10/1/2021	Police	Citywide	Adopted	Non-Infrastructure	Impact Fees - Police	City Funds	32000	Public Safety	$ 143,000	$ 143,000	$ -	$ 143,000	$ -
40-B223205	Police Surveillance Platform	10/1/2021	Police	Citywide	Adopted	Non-Infrastructure	Contribution from General Fund	City Funds	32000	Public Safety	$ 155,000	$ 154,761	$ -	$ 154,761	$ 239
40-B223207	Police Fleet Acquistion	10/1/2021	Police	Citywide	Adopted	Non-Infrastructure	Contribution from General Fund	City Funds	32000	Public Safety	$ 8,260,000	$ 8,257,236	$ 0	$ 8,257,236	$ 2,764
40-B223207	Police Fleet Acquistion	10/1/2021	Police	Citywide	Adopted	Non-Infrastructure	American Rescue Plan Act	Federal	32000	Public Safety	$ 1,500,000	$ 1,500,000	$ -	$ 1,500,000	$ -
40-B223208	Fire Fleet Acquistion	10/1/2021	Fire-Rescue	Citywide	Adopted	Non-Infrastructure	Contribution from General Fund	City Funds	32000	Public Safety	$ 618,000	$ 592,972	$ -	$ 592,972	$ 25,028
40-B223209	Fire-Rescue Bunker Gear	11/18/2021	Fire-Rescue	Citywide	Adopted	Non-Infrastructure	Contribution from General Fund	City Funds	32000	Public Safety	$ 1,700,000	$ 1,700,000	$ 0	$ 1,700,000	$ -

Detailed Report by Capital Project Number

Project Number	Project Name	Initial Funding Date	Client	District	Status	Phase	Award Name	Award Type	Fund Number	Fund Description	Budget	Actual	Encumbrances	Total Cost	Total Available
40-B223210	Derelict Vessel Removal MPD	3/11/2021	Police	Citywide	Adopted	Planning	Contribution from General Fund	City Funds	32000	Public Safety	$ 302,000	$ 47,250	$ -	$ 47,250	$ 254,750
40-B223210	Derelict Vessel Removal MPD	3/11/2021	Police	Citywide	Adopted	Planning	Florida Inland Navigation District	State	32000	Public Safety	$ 41,950	$ 41,950	$ -	$ 41,950	$ -
40-B223210	Derelict Vessel Removal MPD	3/11/2021	Police	Citywide	Adopted	Planning	Florida Inland Navigation District	State	32000	Public Safety	$ 52,000	$ 6,930	$ -	$ 6,930	$ 45,070
40-B223211	Emergency Repairs for the Police Garage	6/9/2022	Police	Citywide	Adopted	Planning	Contribution from General Fund	City Funds	32000	Public Safety	$ 96,000	$ 54,830	$ -	$ 54,830	$ 41,170
40-B223212	Fire Station 12 - Hardening	2/10/2022	Fire-Rescue	Citywide	Active	Planning	Department of Housing and Urban Development	Federal Pass Through State	32000	Public Safety	$ 1,423,000	$ -	$ -	$ -	$ 1,423,000
40-B223400	DREAM Upgrades	10/1/2021	Real Estate and Asset Management	Citywide	Adopted	Planning	Contribution from Special Revenue Fund	City Funds	34000	Public Facilities	$ 32,637	$ -	$ -	$ -	$ 32,637
40-B223400	DREAM Upgrades	10/1/2021	Real Estate and Asset Management	Citywide	Adopted	Planning	Contribution from General Fund	City Funds	34000	Public Facilities	$ 36,859	$ -	$ -	$ -	$ 36,859
40-B223401	D3 Affordable Housing Development and Park Projects	10/18/2021	Parks and Recreation	Citywide	Active	Pre-Construction	Public Benefit Contribution - Southside Place	Private	34000	Public Facilities	$ 1,900,000	$ 1,006	$ 101,500	$ 102,506	$ 1,797,494
40-B223403	Miamarina Canopy Replacement	11/18/2021	Real Estate and Asset Management	2	Adopted	Planning	10% Marinas Revenue	City Funds	34000	Public Facilities	$ 16,704	$ 16,704	$ -	$ 16,704	$ -
40-B223404	Demolition at 2735 NW 10 AVE	6/9/2006	Real Estate and Asset Management	1	Active	Administrative Close-Out	Contribution from Special Revenue Fund	City Funds	34000	Public Facilities	$ 220,000	$ 217,138	$ -	$ 217,138	$ 2,862
40-B223405	James L. Knight Center G4 Garage Emergency Elevator Repairs	6/9/2006	Real Estate and Asset Management	Citywide	Adopted	Planning	Contribution from Special Revenue Fund	City Funds	34000	Public Facilities	$ 54,000	$ 35,352	$ -	$ 35,352	$ 18,648
40-B223501	Kirk Munroe Tennis Court Reconstruction and Lighting Improvements	10/1/2021	Parks and Recreation	2	Active	Dry-Run/Permit	Contribution from Special Revenue Fund	City Funds	35000	Parks and Recreation	$ 650	$ -	$ -	$ -	$ 650
40-B223501	Kirk Munroe Tennis Court Reconstruction and Lighting Improvements	10/1/2021	Parks and Recreation	2	Active	Dry-Run/Permit	Impact Fees - Parks	City Funds	35000	Parks and Recreation	$ 400,193	$ 41,248	$ 26,893	$ 68,141	$ 332,052
40-B223502	Simpson Park General Enhancements	10/1/2021	Parks and Recreation	2	Active	Bidding	Impact Fees - Parks	City Funds	35000	Parks and Recreation	$ 74,639	$ 56,942	$ 17,697	$ 74,639	$ -
40-B223503	Jose Marti Pool Sand Filtration System	10/1/2021	Parks and Recreation	3	Active	Design	Impact Fees - Parks	City Funds	35000	Parks and Recreation	$ 150,000	$ 4,995	$ -	$ 4,995	$ 145,005
40-B223504	Robert King High Park General Enhancements	10/1/2021	Parks and Recreation	4	Active	Bidding	Contribution from Special Revenue Fund	City Funds	35000	Parks and Recreation	$ 232,000	$ -	$ -	$ -	$ 232,000
40-B223504	Robert King High Park General Enhancements	10/1/2021	Parks and Recreation	4	Active	Bidding	Impact Fees - Parks	City Funds	35000	Parks and Recreation	$ 300,000	$ -	$ -	$ -	$ 300,000
40-B223505	Charles Hadley Pool Sand Filtration System	10/1/2021	Parks and Recreation	5	Active	Design	Impact Fees - Parks	City Funds	35000	Parks and Recreation	$ 200,000	$ 9,990	$ -	$ 9,990	$ 190,010
40-B223506	Buena Vista Park Court Reconstruction	10/1/2021	Parks and Recreation	5	Active	Dry-Run/Permit	Impact Fees - Parks	City Funds	35000	Parks and Recreation	$ 300,000	$ 49,496	$ 58,565	$ 108,061	$ 191,939
40-B223507	Legion Park Shore Stablization - Design and Permitting	10/1/2021	Parks and Recreation	5	Active	Design	Impact Fees - Parks	City Funds	35000	Parks and Recreation	$ 430,350	$ 267,891	$ 160,236	$ 428,126	$ 2,224
40-B223507	Legion Park Shore Stablization - Design and Permitting	10/1/2021	Parks and Recreation	5	Active	Design	Florida Inland Navigation District	State	35000	Parks and Recreation	$ 196,300	$ -	$ -	$ -	$ 196,300
40-B223510	Mary Brickell Park General Enhancements	6/9/2022	Parks and Recreation	2	Active	Planning	Contribution from Special Revenue Fund	City Funds	35000	Parks and Recreation	$ 200,000	$ -	$ -	$ -	$ 200,000
40-B223511	1320 Mini Park Enhancements	6/9/2022	Parks and Recreation	3	Active	Design	Contribution from Special Revenue Fund	City Funds	35000	Parks and Recreation	$ 350,000	$ 132,135	$ 87,465	$ 219,600	$ 130,400
40-B223511	1320 Mini Park Enhancements	6/9/2022	Parks and Recreation	3	Active	Design	Impact Fees - Parks	City Funds	35000	Parks and Recreation	$ 1,050,000	$ -	$ -	$ -	$ 1,050,000
40-B223512	Robert King High Park Enhancements	6/9/2022	Parks and Recreation	4	Active	Planning	Contribution from Special Revenue Fund	City Funds	35000	Parks and Recreation	$ 68,000	$ 68,000	$ -	$ 68,000	$ -
40-B223513	Buena Vista Park Building Improvements	6/9/2022	Parks and Recreation	5	Adopted	Design	Sanitary Sewer Non-Bond	City Funds	35000	Parks and Recreation	$ 86,081	$ -	$ -	$ -	$ 86,081
40-B223513	Buena Vista Park Building Improvements	6/9/2022	Parks and Recreation	5	Adopted	Design	Contribution from Special Revenue Fund	City Funds	35000	Parks and Recreation	$ 200,000	$ 11,407	$ 43,301	$ 54,708	$ 145,292

Detailed Report by Capital Project Number

Project Number	Project Name	Initial Funding Date	Client	District	Status	Phase	Award Name	Award Type	Fund Number	Fund Description	Budget	Actual	Encumbrances	Total Cost	Total Available
40-B223514	City Cemetery Structural Improvements	6/9/2022	Parks and Recreation	5	Active	Design	Contribution from Special Revenue Fund	City Funds	35000	Parks and Recreation	$ 100,000	$ 41,872	$ 33,097	$ 74,969	$ 25,031
40-B223515	40/50 Recertification Improvements at Citywide Parks	6/9/2022	Parks and Recreation	Citywide	Active	Construction	Contribution from Special Revenue Fund	City Funds	35000	Parks and Recreation	$ 425,000	$ 54,659	$ 49,643	$ 104,301	$ 320,699
40-B223516	Parks Citywide Lightning Prediction System	6/9/2022	Parks and Recreation	Citywide	Active	Pre-Construction	Contribution from Special Revenue Fund	City Funds	35000	Parks and Recreation	$ 100,000	$ -	$ 88,830	$ 88,830	$ 11,170
40-B223517	Parks Maintenance Equipment Replacement	6/9/2022	Parks and Recreation	Citywide	Active	Construction	Contribution from Special Revenue Fund	City Funds	35000	Parks and Recreation	$ 211,720	$ 186,805	$ 13,119	$ 199,924	$ 11,796
40-B223517	Parks Maintenance Equipment Replacement	6/9/2022	Parks and Recreation	Citywide	Active	Construction	Contribution from General Fund	City Funds	35000	Parks and Recreation	$ 558	$ -	$ -	$ -	$ 558
40-B223519	Cuban Memorial Boulevard Park Improvements and Enhancements	6/9/2022	Parks and Recreation	3	Active	Dry-Run/Permit	Contribution from General Fund	City Funds	35000	Parks and Recreation	$ 434,165	$ 48,172	$ 59,449	$ 107,621	$ 326,544
40-B223519	Cuban Memorial Boulevard Park Improvements and Enhancements	6/9/2022	Parks and Recreation	3	Active	Dry-Run/Permit	Impact Fees - Parks	City Funds	35000	Parks and Recreation	$ 500,000	$ 137,603	$ 362,397	$ 500,000	$ -
40-B223520	Little River Pocket Park Enhancements	6/9/2022	Parks and Recreation	5	Active	Planning	Impact Fees - Parks	City Funds	35000	Parks and Recreation	$ 100,000	$ -	$ -	$ -	$ 100,000
40-B223521	Parks Public WiFi Installation - Phase I	10/1/2021	Parks and Recreation	Citywide	Active	Construction	American Rescue Plan Act	Federal	35000	Parks and Recreation	$ 1,000,000	$ 669,843	$ -	$ 669,843	$ 330,157
40-B223522	Edgewater Neighborhood Area Baywalk and Park Improvements	10/13/2022	Parks and Recreation	2	Active	Planning	Edgewater Neighborhood Settlement	Private	35000	Parks and Recreation	$ 400,000	$ 394	$ 354,128	$ 354,522	$ 45,478
40-B223601	Spring Garden Traffic Calming Devices	11/18/2021	Resilience and Public Works	5	Active	Design	Contribution from General Fund	City Funds	36000	Streets and Sidewalks	$ 270,000	$ 142,025	$ 43,246	$ 185,272	$ 84,728
40-B223602	NW 2 Ave (NW 8 St to NW 11 St)	11/18/2021	Resilience and Public Works	5	Adopted	Planning	Contribution from General Fund	City Funds	36000	Streets and Sidewalks	$ 62,127	$ -	$ -	$ -	$ 62,127
40-B223800	20 NW North River Dr Rip-Rap and Boat Slip - Phase I	6/9/2022	Real Estate and Asset Management	1	Active	A/E Selection	Contribution from General Fund	City Funds	38000	Storm Sewers	$ 120,000	$ 17,474	$ -	$ 17,474	$ 102,526
40-B223800	20 NW North River Dr Rip-Rap and Boat Slip - Phase I	6/9/2022	Real Estate and Asset Management	1	Active	A/E Selection	Florida Inland Navigation District	State	38000	Storm Sewers	$ 43,200	$ -	$ -	$ -	$ 43,200
40-B223801	East Flagami Flood Mitigation	10/1/2022	Resilience and Public Works	4	Active	Planning	Miami Forever Bond	Debt Proceeds	38000	Storm Sewers	$ 15,000,000	$ 940,785	$ 927,282	$ 1,868,067	$ 13,131,933
40-B223801	East Flagami Flood Mitigation	10/1/2022	Resilience and Public Works	4	Active	Planning	Florida Department of Environmental Protection	State	38000	Storm Sewers	$ 3,000,000	$ -	$ 315,071	$ 315,071	$ 2,684,929
40-B223801	East Flagami Flood Mitigation	10/1/2022	Resilience and Public Works	4	Active	Planning	Florida Department of Environmental Protection	Federal Pass Through State	38000	Storm Sewers	$ 14,438,495	$ -	$ -	$ -	$ 14,438,495
40-B223802	Auburndale Flood Mitigation Project	10/1/2022	Resilience and Public Works	4	Active	Planning	Miami Forever Bond	Debt Proceeds	38000	Storm Sewers	$ 10,000,000	$ 584,091	$ 505,882	$ 1,089,972	$ 8,910,028
40-B223802	Auburndale Flood Mitigation Project	10/1/2022	Resilience and Public Works	4	Active	Planning	Florida Department of Environmental Protection	State	38000	Storm Sewers	$ 1,500,000	$ 265,549	$ 64,876	$ 330,424	$ 1,169,576
40-B223802	Auburndale Flood Mitigation Project	10/1/2022	Resilience and Public Works	4	Active	Planning	Florida Department of Environmental Protection	Federal Pass Through State	38000	Storm Sewers	$ 9,149,197	$ -	$ -	$ -	$ 9,149,197
40-B233100	Key Storage System	10/1/2022	General Service Administration	Citywide	Adopted	Planning	Impact Fees - General Government	City Funds	31000	General Government	$ 100,000	$ -	$ -	$ -	$ 100,000
40-B233101	IT Security Assessment	11/17/2022	Innovation and Technology	Citywide	Adopted	Planning	Contribution from General Fund	City Funds	31000	General Government	$ 800,000	$ 773,645	$ -	$ 773,645	$ 26,355
40-B233102	City Hall 2nd Floor Terrace Repairs	11/17/2022	General Service Administration	2	Active	Pre-Construction	Contribution from General Fund	City Funds	31000	General Government	$ 693,000	$ 89,712	$ 510,465	$ 600,176	$ 92,824
40-B233103	Miami Comprehensive Plan (Evaluation Appraisal Report(EAR))	11/17/2022	General Service Administration	Citywide	Active	Planning	Contribution from General Fund	City Funds	31000	General Government	$ 250,000	$ 131,788	$ 110,362	$ 242,150	$ 7,850
40-B233104	Upper East Side District Office Renovation	2/23/2023	Commissioner's Office, Police	5	Active	Final Completion	Sanitary Sewer Non-Bond	City Funds	31000	General Government	$ 58,000	$ 39,131	$ 3,135	$ 42,266	$ 15,734

Detailed Report by Capital Project Number

Project Number	Project Name	Initial Funding Date	Client	District	Status	Phase	Award Name	Award Type	Fund Number	Fund Description	Budget	Actual	Encumbrances	Total Cost	Total Available
40-B233104	Upper East Side District Office Renovation	2/23/2023	Commissioner's Office, Police	5	Active	Final Completion	Contribution from Special Revenue Fund	City Funds	31000	General Government	$ 94,000	$ 94,000	$ -	$ 94,000	$ -
40-B233105	Reroofing of Building B-3 Communications/GSA and Repairs for Buildings 1,2,3 and 4-Building at Fire Station 3	5/11/2023	Fire-Rescue	3	Active	Dry-Run/Permit	Contribution from General Fund	City Funds	31000	General Government	$ 2,300,000	$ 21,252	$ 6,157	$ 27,409	$ 2,272,591
40-B233106	Citywide Heavy Fleet Replacement	5/11/2023	General Service Administration	Citywide	Active	Planning	Contribution from General Fund	City Funds	31000	General Government	$ 5,872,000	$ 455,462	$ 5,174,859	$ 5,630,321	$ 241,679
40-B233107	Police Vehicles	5/11/2023	Police	Citywide	Active	Planning	Contribution from General Fund	City Funds	31000	General Government	$ 17,267,000	$ 12,937,889	$ 3,802,088	$ 16,739,977	$ 527,023
40-B233201	CCTV Camera Expansion for Phase II Model City and Little Haiti	10/1/2022	Police	Citywide	Active	Planning	Impact Fees - Police	City Funds	32000	Public Safety	$ 255,000	$ 255,000	$ -	$ 255,000	$ -
40-B233202	Canopy for Mounted Police Arena	10/1/2022	Police	5	Active	Construction	Impact Fees - Police	City Funds	32000	Public Safety	$ 44,569	$ 39,674	$ 4,896	$ 44,569	$ -
40-B233203	LiveScan Digital Finger Print Reader	10/1/2022	Police	Citywide	Active	Planning	Impact Fees - Police	City Funds	32000	Public Safety	$ 12,000	$ 12,000	$ -	$ 12,000	$ -
40-B233204	Marine Patrol Vessel	10/1/2022	Police	Citywide	Adopted	Planning	Impact Fees - Police	City Funds	32000	Public Safety	$ 290,000	$ -	$ 289,153	$ 289,153	$ 847
40-B233204	Marine Patrol Vessel	10/1/2022	Police	Citywide	Adopted	Planning	Florida Inland Navigation District	State	32000	Public Safety	$ 75,000	$ -	$ 75,000	$ 75,000	$ -
40-B233206	Outboard Motors	10/1/2022	Police	Citywide	Adopted	Planning	Impact Fees - Police	City Funds	32000	Public Safety	$ 41,000	$ -	$ -	$ -	$ 41,000
40-B233207	Fire Station No. 8 - Floor Repairs	11/17/2022	Fire-Rescue	2	Active	Pre-Construction	Contribution from General Fund	City Funds	32000	Public Safety	$ 200,000	$ 3,800	$ 194,879	$ 198,679	$ 1,321
40-B233208	Motorola PD Vigilant LPR	2/23/2023	Police	Citywide	Active	Planning	Contribution from Special Revenue Fund	City Funds	32000	Public Safety	$ 636,379	$ 636,379	$ -	$ 636,379	$ -
40-B233208	LPR Equipment (Fixed Site/Mobile/Solar)	2/23/2023	Police	Citywide	Active	Planning	Impact Fees - Police	City Funds	32000	Public Safety	$ -	$ -	$ -	$ -	$ -
40-B233209	Miami Police Cloud Data Services	2/23/2023	Police	Citywide	Adopted	Planning	Contribution from Special Revenue Fund	City Funds	32000	Public Safety	$ 269,621	$ 59,400	$ -	$ 59,400	$ 210,221
40-B233211	Police North 1st Floor	5/11/2023	Police	Citywide	Active	Planning	Contribution from General Fund	City Funds	32000	Public Safety	$ 57,000	$ -	$ 57,000	$ 57,000	$ -
40-B233212	Mouted Police Additional Horse	5/11/2023	Police	Citywide	Active	Planning	Contribution from General Fund	City Funds	32000	Public Safety	$ 15,000	$ 15,000	$ -	$ 15,000	$ -
40-B233213	Police E911 Computers	5/11/2023	Police	Citywide	Active	Planning	Contribution from General Fund	City Funds	32000	Public Safety	$ 203,000	$ 202,582	$ -	$ 202,582	$ 418
40-B233215	Police E911 Furniture	5/11/2023	Police	Citywide	Active	Planning	Contribution from General Fund	City Funds	32000	Public Safety	$ 50,000	$ -	$ -	$ -	$ 50,000
40-B233400	Tower Theater - Welcome Center	5/11/2023	Real Estate and Asset Management	3	Active	Planning	Contribution from Special Revenue Fund	City Funds	34000	Public Facilities	$ 29,000	$ -	$ -	$ -	$ 29,000
40-B233400	Tower Theater - Welcome Center	5/11/2023	Real Estate and Asset Management	3	Active	Planning	Contribution from General Fund	City Funds	34000	Public Facilities	$ 679,000	$ 24,555	$ 90,005	$ 114,560	$ 564,440
40-B233401	Tower Theater - Cinema No.2	5/11/2023	Real Estate and Asset Management	3	Active	Planning	Contribution from Special Revenue Fund	City Funds	34000	Public Facilities	$ 157,000	$ 154,201	$ -	$ 154,201	$ 2,799
40-B233500	Margaret Pace Park - Phase I	10/1/2022	Parks and Recreation	2	Active	A/E Selection	Contribution from Special Revenue Fund	City Funds	35000	Parks and Recreation	$ 500,000	$ -	$ -	$ -	$ 500,000
40-B233500	Margaret Pace Park - Phase I	10/1/2022	Parks and Recreation	2	Active	A/E Selection	Impact Fees	City Funds	35000	Parks and Recreation	$ 87,703	$ -	$ -	$ -	$ 87,703
40-B233500	Margaret Pace Park - Phase I	10/1/2022	Parks and Recreation	2	Active	A/E Selection	Contribution from General Fund	City Funds	35000	Parks and Recreation	$ 40,996	$ -	$ -	$ -	$ 40,996
40-B233500	Margaret Pace Park - Phase I	10/1/2022	Parks and Recreation	2	Active	A/E Selection	Impact Fees - Parks	City Funds	35000	Parks and Recreation	$ 1,079,600	$ 60,862	$ 1,694	$ 62,555	$ 1,017,045
40-B233500	Margaret Pace Park - Phase I	10/1/2022	Parks and Recreation	2	Active	A/E Selection	Florida Inland Navigation District	State	35000	Parks and Recreation	$ 539,760	$ -	$ -	$ -	$ 539,760
40-B233501	Peacock Park - Phase I	10/1/2022	Parks and Recreation	2	Active	Design	Impact Fees - Parks	City Funds	35000	Parks and Recreation	$ 308,000	$ 95,439	$ 121,432	$ 216,871	$ 91,129
40-B233501	Peacock Park - Phase I	10/1/2022	Parks and Recreation	2	Active	Design	Florida Inland Navigation District	State	35000	Parks and Recreation	$ 156,600	$ 61,456	$ 56,968	$ 118,424	$ 38,177
40-B233502	Lummus Park Court Reconstruction	10/1/2022	Parks and Recreation	5	Active	Pre-Construction	Impact Fees - Parks	City Funds	35000	Parks and Recreation	$ 675,000	$ 139,665	$ 99,996	$ 239,661	$ 435,339
40-B233503	Spring Garden Enhancements	10/1/2022	Parks and Recreation	1	Adopted	Planning	Impact Fees - Parks	City Funds	35000	Parks and Recreation	$ 325,000	$ -	$ -	$ -	$ 325,000

Detailed Report by Capital Project Number

Project Number	Project Name	Initial Funding Date	Client	District	Status	Phase	Award Name	Award Type	Fund Number	Fund Description	Budget	Actual	Encumbrances	Total Cost	Total Available
40-B233505	Ruben Dario Park - Construction Design/Documents	10/1/2022	Parks and Recreation	Citywide	Active	Design	Impact Fees - Parks	City Funds	35000	Parks and Recreation	$ 540,600	$ 2,489	$ -	$ 2,489	$ 538,111
40-B233506	Fairlawn Community Park Phase II	10/13/2022	Parks and Recreation	4	Active	Dry-Run/Permit	Contribution from Special Revenue Fund	City Funds	35000	Parks and Recreation	$ 400,000	$ -	$ -	$ -	$ 400,000
40-B233506	Fairlawn Community Park Phase 2	10/13/2022	Parks and Recreation	4	Active	Dry-Run/Permit	Impact Fees- Parks	City Funds	35000	Parks and Recreation	$ -	$ -	$ -	$ -	$ -
40-B233506	Fairlawn Community Park Phase II	10/13/2022	Parks and Recreation	4	Active	Dry-Run/Permit	Miami Forever Bond	Debt Proceeds	35000	Parks and Recreation	$ 750,000	$ 145,949	$ 206,393	$ 352,342	$ 397,658
40-B233507	Shenandoah Playground Replacement	10/13/2022	Parks and Recreation	4	Active	Construction	Contribution from General Fund	City Funds	35000	Parks and Recreation	$ 150,000	$ 112,717	$ 32,330	$ 145,048	$ 4,953
40-B233507	Shenandoah Playground Replacement	10/13/2022	Parks and Recreation	4	Active	Construction	Miami Forever Bond	Debt Proceeds	35000	Parks and Recreation	$ 750,000	$ 750,000	$ -	$ 750,000	$ -
40-B233508	Bayfront Park and Maurice Ferre Park	11/17/2022	Parks and Recreation	Citywide	Adopted	Planning	Contribution from Special Revenue Fund	City Funds	35000	Parks and Recreation	$ 50,000	$ -	$ -	$ -	$ 50,000
40-B233510	Barnyard - Roof Waterproofing	2/23/2023	Real Estate and Asset Management	2	Active	A/E Selection	Contribution from General Fund	City Funds	35000	Parks and Recreation	$ 30,000	$ 18,911	$ 9,376	$ 28,287	$ 1,713
40-B233510	Barnyard - Roof Waterproofing	2/23/2023	Real Estate and Asset Management	2	Active	A/E Selection	Florida Historic Preservation	State	35000	Parks and Recreation	$ 359,260	$ -	$ -	$ -	$ 359,260
40-B233511	Parks Biotmetric Clock Purchase and Installation	2/23/2023	Parks and Recreation	Citywide	Active	Construction	Contribution from Special Revenue Fund	City Funds	35000	Parks and Recreation	$ 125,000	$ 61,998	$ -	$ 61,998	$ 63,002
40-B233512	Parks Vehicle and Equipment Replacements	2/23/2023	Parks and Recreation	Citywide	Active	Construction	Contribution from Special Revenue Fund	City Funds	35000	Parks and Recreation	$ 600,000	$ 288,235	$ 56,175	$ 344,411	$ 255,589
40-B233512	Parks Vehicle and Equipment Replacements	2/23/2023	Parks and Recreation	Citywide	Active	Construction	Impact Fees- Parks	City Funds	35000	Parks and Recreation	$ -	$ -	$ -	$ -	$ -
40-B233513	Grapeland Heights Park and Baseball Park	2/23/2023	Parks and Recreation	1	Active	Dry-Run/Permit	Miami Sports and Exhibition Authority	City Funds	35000	Parks and Recreation	$ 65,634	$ -	$ -	$ -	$ 65,634
40-B233513	Grapeland Heights Park and Baseball Park	2/23/2023	Parks and Recreation	1	Active	Dry-Run/Permit	American Rescue Plan Act	Federal	35000	Parks and Recreation	$ 500,000	$ -	$ -	$ -	$ 500,000
40-B233513	Grapeland Heights Park and Baseball Park	2/23/2023	Parks and Recreation	1	Active	Dry-Run/Permit	Miami Forever Bond	Debt Proceeds	35000	Parks and Recreation	$ 1,416,880	$ 301,205	$ 111,109	$ 412,314	$ 1,004,566
40-B233515	Sewell Park - ARPA	2/23/2023	Parks and Recreation	1	Active	Design	American Rescue Plan Act	Federal	35000	Parks and Recreation	$ 250,000	$ -	$ -	$ -	$ 250,000
40-B233516	Juan Pablo Duarte Park - ARPA	2/23/2023	Parks and Recreation	1	Active	Planning	American Rescue Plan Act	Federal	35000	Parks and Recreation	$ 250,000	$ -	$ -	$ -	$ 250,000
40-B233518	Little Haiti Cultural Complex Caribbean Marketplace Roof Replacement	5/11/2023	Parks and Recreation	5	Active	Design	Contribution from General Fund	City Funds	35000	Parks and Recreation	$ 250,000	$ 722	$ 245,037	$ 245,759	$ 4,241
40-B233519	Southside Park Building and Exterior Improvements	5/11/2023	Parks and Recreation	3	Active	Administrative Close-Out	Contribution from General Fund	City Funds	35000	Parks and Recreation	$ 45,556	$ 5,892	$ 39,663	$ 45,556	$ -
40-B233520	Douglas Park Fencing Improvements	5/11/2023	Parks and Recreation	4	Active	Administrative Close-Out	Contribution from General Fund	City Funds	35000	Parks and Recreation	$ 116,810	$ 116,810	$ -	$ 116,810	$ -
40-B233521	Douglas Park General Enhancements	5/11/2023	Parks and Recreation	4	Active	Bidding	Contribution from General Fund	City Funds	35000	Parks and Recreation	$ 303,190	$ 2,286	$ -	$ 2,286	$ 300,904
40-B233522	Parks Recreation Software	5/11/2023	Parks and Recreation	Citywide	Active	Planning	Contribution from General Fund	City Funds	35000	Parks and Recreation	$ 250,000	$ -	$ -	$ -	$ 250,000
40-B233522	Parks Recreation Software	5/11/2023	Parks and Recreation	Citywide	Active	Planning	Impact Fees - Parks	City Funds	35000	Parks and Recreation	$ 54,425	$ -	$ -	$ -	$ 54,425
40-B233523	Bayfront Park Fountain	2/23/2023	Parks and Recreation	2, 3	Adopted	Planning	Miami Forever Bond	Debt Proceeds	35000	Parks and Recreation	$ 2,833,760	$ -	$ -	$ -	$ 2,833,760
40-B233524	Hadley Park Generator	2/23/2023	Parks and Recreation	5	Active	Dry-Run/Permit	Contribution from General Fund	City Funds	35000	Parks and Recreation	$ 84,000	$ -	$ 8,065	$ 8,065	$ 75,935
40-B233601	Miami River New Greenway 17 Avenue to 19 Avenue	2/23/2023	Resilience and Public Works	1	Active	A/E Selection	Transit Half-Cent Surtax	City Funds	36000	Streets and Sidewalks	$ 1,223	$ 1,223	$ -	$ 1,223	$ -
40-B233601	Miami River New Greenway 17 Avenue to 19 Avenue	2/23/2023	Resilience and Public Works	1	Active	A/E Selection	Contribution from Special Revenue Fund	City Funds	36000	Streets and Sidewalks	$ 12,534	$ 2,342	$ -	$ 2,342	$ 10,192

Detailed Report by Capital Project Number

Project Number	Project Name	Initial Funding Date	Client	District	Status	Phase	Award Name	Award Type	Fund Number	Fund Description	Budget	Actual	Encumbrances	Total Cost	Total Available
40-B233601	Miami River New Greenway 17 Avenue to 19 Avenue	2/23/2023	Resilience and Public Works	1	Active	A/E Selection	Parking Surcharge	City Funds	36000	Streets and Sidewalks	$ 650,469	$ 4,989	$ -	$ 4,989	$ 645,479
40-B233601	Miami River New Greenway 17 Avenue to 19 Avenue	2/23/2023	Resilience and Public Works	1	Active	A/E Selection	Local Option Gas Tax	City Funds	36000	Streets and Sidewalks	$ 25,774	$ 638	$ -	$ 638	$ 25,136
40-B233602	Buena Vista Local Drainage and Road Improvements at NE 49 Street and NE 50 Street between North Miami Avenue and NE 2nd Avenue - Design Only	2/23/2023	Resilience and Public Works	5	Active	Design	Transit Half-Cent Surtax	City Funds	36000	Streets and Sidewalks	$ 2,760,200	$ 1,932	$ -	$ 1,932	$ 2,758,268
40-B233602	Buena Vista Local Drainage and Road Improvements at NE 49 Street and NE 50 Street between North Miami Avenue and NE 2nd Avenue - Design Only	2/23/2023	Resilience and Public Works	5	Active	Design	Parking Surcharge	City Funds	36000	Streets and Sidewalks	$ 300,000	$ 13,935	$ 284,685	$ 298,620	$ 1,380
40-B233603	NW 5 Avenue - Traffic Calming Devices - Construction Speed Hump and Raised Intersection	2/23/2023	Resilience and Public Works	5	Active	Design	Transit Half-Cent Surtax	City Funds	36000	Streets and Sidewalks	$ 3,634	$ -	$ -	$ -	$ 3,634
40-B233603	NW 5 Avenue - Traffic Calming Devices - Construction Speed Hump and Raised Intersection	2/23/2023	Resilience and Public Works	5	Active	Design	Local Option Gas Tax	City Funds	36000	Streets and Sidewalks	$ 4,490	$ -	$ -	$ -	$ 4,490
40-B233603	NW 5 Avenue - Traffic Calming Devices - Construction Speed Hump and Raised Intersection	2/23/2023	Resilience and Public Works	5	Active	Design	Transit Half-Cent Surtax	City Funds	36000	Streets and Sidewalks	$ 71,756	$ -	$ -	$ -	$ 71,756
40-B233603	NW 5 Avenue - Traffic Calming Devices - Construction Speed Hump and Raised Intersection	2/23/2023	Resilience and Public Works	5	Active	Design	Parking Surcharge	City Funds	36000	Streets and Sidewalks	$ 4,239	$ -	$ -	$ -	$ 4,239
40-B233603	NW 5 Avenue - Traffic Calming Devices - Construction Speed Hump and Raised Intersection	2/23/2023	Resilience and Public Works	5	Active	Design	Contribution from General Fund	City Funds	36000	Streets and Sidewalks	$ 273,150	$ 43,035	$ 68,185	$ 111,221	$ 161,930
40-B233605	Coral Gate Parking Improvements at 32nd Avenue and 16th Street	2/23/2023	Resilience and Public Works	4	Adopted	Planning	Miami Parking Authority	Other Local Units	36000	Streets and Sidewalks	$ 601,721	$ 494,285	$ 2,436	$ 496,720	$ 105,001
40-B233606	8th Street Flood Improvements	2/23/2023	Resilience and Public Works	3	Active	Planning	Miami Forever Bond	Debt Proceeds	36000	Streets and Sidewalks	$ 891,000	$ 10,479	$ 480,736	$ 491,215	$ 399,785
40-B233606	8th Street Flood Improvements	2/23/2023	Resilience and Public Works	3	Active	Planning	Florida Department of Environmental Protection	State	36000	Streets and Sidewalks	$ 4,890,723	$ -	$ -	$ -	$ 4,890,723
40-B233607	District 4 Traffic Calming - Phase II	2/23/2023	Resilience and Public Works	4	Active	Construction	Transit Half-Cent Surtax	City Funds	36000	Streets and Sidewalks	$ 628,200	$ -	$ 204,105	$ 204,105	$ 424,095
40-B233607	District 4 Traffic Calming - Phase II	2/23/2023	Resilience and Public Works	4	Active	Construction	Parking Surcharge	City Funds	36000	Streets and Sidewalks	$ 400,000	$ 73,614	$ 42,799	$ 116,413	$ 283,587
40-B233800	SW 56 Avenue from SW 8 Street to West Flagler Street	10/13/2022	Resilience and Public Works	4	Adopted	Planning	Miami Forever Bond	Debt Proceeds	38000	Storm Sewers	$ 975,000	$ 974,987	$ -	$ 974,987	$ 13
40-B233801	SW 49 Ave from SW 8 St to W Flagler St	10/13/2022	Resilience and Public Works	4	Active	Construction	Miami Forever Bond	Debt Proceeds	38000	Storm Sewers	$ 850,000	$ 850,000	$ -	$ 850,000	$ -
40-B233801	SW 49 Ave from SW 8 St to W Flagler St	10/13/2022	Resilience and Public Works	4	Active	Construction	Miami Forever Bond	Debt Proceeds	38000	Storm Sewers	$ 375,000	$ 375,000	$ -	$ 375,000	$ -
40-B233802	Citywide Critical Facilities and Assets Vulnerability Assessment	3/23/2023	Resilience and Public Works	Citywide	Adopted	Planning	Florida Department of Environmental Protection	State	38000	Storm Sewers	$ 197,575	$ 122,415	$ -	$ 122,415	$ 75,160

Detailed Report by Capital Project Number

Project Number	Project Name	Initial Funding Date	Client	District	Status	Phase	Award Name	Award Type	Fund Number	Fund Description	Budget	Actual	Encumbrances	Total Cost	Total Available
40-B233803	Shorecrest South Flood Improvements ¿ NE 8 Ct to NE Bayshore Ct, NE Little River Dr to NE 79 St (Pump Station)	4/25/2023	Resilience and Public Works	5	Active	Design	Miami Forever Bond	Debt Proceeds	38000	Storm Sewers	$ 8,034,000	$ 13,064	$ 646,251	$ 659,315	$ 7,374,685
40-B233803	Shorecrest South Flood Improvements ¿ NE 8 Ct to NE Bayshore Ct, NE Little River Dr to NE 79 St (Pump Station)	4/25/2023	Resilience and Public Works	5	Active	Design	Florida Department of Environmental Protection	Federal Pass Through State	38000	Storm Sewers	$ 8,033,930	$ -	$ -	$ -	$ 8,033,930
40-B233804	East Little Havana Flood Improvements ¿ W 12 Ave to W 17 Ave, NW 2 St to SW 6 St (Pump Station)	4/25/2023	Resilience and Public Works	3	Active	Planning	CDBG Mitigation Program - DEO	Federal Pass Through State	38000	Storm Sewers	$ 18,447,439	$ 470	$ -	$ 470	$ 18,446,969
40-B233804	East Little Havana Flood Improvements ¿ W 12 Ave to W 17 Ave, NW 2 St to SW 6 St (Pump Station)	4/25/2023	Resilience and Public Works	3	Active	Planning	Miami Forever Bond	Debt Proceeds	38000	Storm Sewers	$ 8,132,000	$ 10,878	$ 340,684	$ 351,562	$ 7,780,438
40-B233805	Edgewater Flood Improvements Phase I ¿ NE 4 Ave to Biscayne Bay, NE 22 St to NE 24 St (Pump Station)	4/25/2023	Resilience and Public Works	2	Active	Design	Miami Forever Bond	Debt Proceeds	38000	Storm Sewers	$ 8,556,000	$ 139,670	$ 797,304	$ 936,974	$ 7,619,026
40-B233805	Edgewater Flood Improvements Phase I ¿ NE 4 Ave to Biscayne Bay, NE 22 St to NE 24 St (Pump Station)	4/25/2023	Resilience and Public Works	2	Active	Design	Florida Department of Environmental Protection	Federal Pass Through State	38000	Storm Sewers	$ 8,555,988	$ -	$ -	$ -	$ 8,555,988
40-B233806	Immediate Flood Control: Install Backflow Valves	4/25/2023	Resilience and Public Works	Citywide	Adopted	Planning	Miami Forever Bond	Debt Proceeds	38000	Storm Sewers	$ 1,996,000	$ 136	$ -	$ 136	$ 1,995,864
40-B233806	Immediate Flood Control: Install Backflow Valves CW	4/25/2023	Resilience and Public Works	Citywide	Adopted	Planning	Florida Department of Environmental Protection	State	38000	Storm Sewers	$ 2,042,000	$ -	$ -	$ -	$ 2,042,000
40-B233809	Brickell and Coconut Grove Seawalls between SE 25th Rd to Mathenson Ave. and Biscayne Bay -	4/25/2023	Resilience and Public Works	2	Active	Design	Miami Forever Bond	Debt Proceeds	38000	Storm Sewers	$ 830,000	$ 8,631	$ 470,172	$ 478,803	$ 351,197
40-B233809	Brickell and Coconut Grove Seawalls between SE 25th Rd to Mathenson Ave. and Biscayne Bay -	4/25/2023	Resilience and Public Works	2	Active	Design	Florida Department of Environmental Protection	Federal Pass Through State	38000	Storm Sewers	$ 829,265	$ -	$ -	$ -	$ 829,265
40-B233810	Replacement of 8 Seawalls in Edgewater between NE 22 St to NE 34 St. along Biscayne Bay -	4/25/2023	Resilience and Public Works	2	Active	Design	Miami Forever Bond	Debt Proceeds	38000	Storm Sewers	$ 1,556,000	$ 10,962	$ 442,492	$ 453,454	$ 1,102,546
40-B233810	Replacement of 8 Seawalls in Edgewater between NE 22 St to NE 34 St. along Biscayne Bay -	4/25/2023	Resilience and Public Works	2	Active	Design	Florida Department of Environmental Protection	State	38000	Storm Sewers	$ 1,555,882	$ -	$ -	$ -	$ 1,555,882
40-B233811	Replacement of Seawalls Morningside between NE 55 Terr, NE 65 St and Biscayne Bay - D2	4/25/2023	Resilience and Public Works	2	Active	Design	Miami Forever Bond	Debt Proceeds	38000	Storm Sewers	$ 609,000	$ 10,390	$ 194,127	$ 204,517	$ 404,483
40-B233811	Replacement of Seawalls Morningside between NE 55 Terr, NE 65 St and Biscayne Bay - D2	4/25/2023	Resilience and Public Works	2	Active	Design	Florida Department of Environmental Protection	Federal Pass Through State	38000	Storm Sewers	$ 608,761	$ -	$ -	$ -	$ 608,761
40-B233812	Replacement of Seawalls Shorecrest between NE 84 St and Ademar Canal; NE Bayshore Dr. and Davis Canal - D5	4/25/2023	Resilience and Public Works	5	Active	Design	Miami Forever Bond	Debt Proceeds	38000	Storm Sewers	$ 903,000	$ 8,545	$ 199,887	$ 208,431	$ 694,569

Detailed Report by Capital Project Number

Project Number	Project Name	Initial Funding Date	Client	District	Status	Phase	Award Name	Award Type	Fund Number	Fund Description	Budget	Actual	Encumbrances	Total Cost	Total Available
40-B233812	Replacement of Seawalls Shorecrest between NE 84 St and Ademar Canal; NE Bayshore Dr. and Davis Canal - D5	4/25/2023	Resilience and Public Works	5	Active	Design	Florida Department of Environmental Protection	Federal Pass Through State	38000	Storm Sewers	$ 902,135	$ -	$ -	$ -	$ 902,135
40-B233813	North Grapeland Heights Seawall (NGHS) at NW 13 Street and NW 32nd Ave. - D1	4/25/2023	Resilience and Public Works	1	Active	Design	Miami Forever Bond	Debt Proceeds	38000	Storm Sewers	$ 146,000	$ 5,662	$ 70,347	$ 76,009	$ 69,991
40-B233813	North Grapeland Heights Seawall (NGHS) at NW 13 Street and NW 32nd Ave. - D1	4/25/2023	Resilience and Public Works	1	Active	Design	Florida Department of Environmental Protection	State	38000	Storm Sewers	$ 145,527	$ -	$ -	$ -	$ 145,527
40-B233814	South¿West Wynwood Flood Improvements ¿ NW 3 Ave to NW 5 Pl, NW 16 St to NW 28 St (Pump Station)	4/25/2023	Resilience and Public Works	5	Active	Planning	CDBG Mitigation Program - DEO	Federal Pass Through State	38000	Storm Sewers	$ 19,859,977	$ 2,845	$ -	$ 2,845	$ 19,857,132
40-B233814	South¿West Wynwood Flood Improvements ¿ NW 3 Ave to NW 5 Pl, NW 16 St to NW 28 St (Pump Station)	4/25/2023	Building	5	Active	Planning	Miami Forever Bond	Debt Proceeds	38000	Storm Sewers	$ 5,072,000	$ 9,677	$ -	$ 9,677	$ 5,062,323
40-B233815	Allapattah Flood Improvements - NW 7 Ave to 14 Ave, NW 23 St to 31 St	4/25/2023	Resilience and Public Works	1	Active	A/E Selection	Miami Forever Bond	Debt Proceeds	38000	Storm Sewers	$ 5,334,000	$ 11,818	$ 339,662	$ 351,480	$ 4,982,520
40-B233815	Allapattah Flood Improvements - NW 7 Ave to 14 Ave, NW 23 St to 31 St	4/25/2023	Resilience and Public Works	1	Active	A/E Selection	Florida Department of Environmental Protection	State	38000	Storm Sewers	$ 15,688,093	$ -	$ -	$ -	$ 15,688,093
40-B233816	Melrose Flood Improvements Phase 1, NW 23 Ave to NW 19 Ave, NW 34 St to NW 30 St	4/25/2023	Resilience and Public Works	1	Active	Planning	Miami Forever Bond	Debt Proceeds	38000	Storm Sewers	$ 3,530,000	$ 11,224	$ 1,452	$ 12,676	$ 3,517,324
40-B233816	Melrose Flood Improvements Phase 1, NW 23 Ave to NW 19 Ave, NW 34 St to NW 30 St	4/25/2023	Resilience and Public Works	1	Active	Planning	Florida Department of Environmental Protection	State	38000	Storm Sewers	$ 5,514,942	$ -	$ -	$ -	$ 5,514,942
40-B233817	Clemente Park Flood Improvements - Miami Ave to NW 2 Ave and NW 30 St to 36 St	4/25/2023	Resilience and Public Works	5	Active	A/E Selection	Miami Forever Bond	Debt Proceeds	38000	Storm Sewers	$ 3,789,000	$ 17,334	$ -	$ 17,334	$ 3,771,666
40-B233817	Clemente Park Flood Improvements - Miami Ave to NW 2 Ave and NW 30 St to 36 St	4/25/2023	Resilience and Public Works	5	Active	A/E Selection	Florida Department of Environmental Protection	State	38000	Storm Sewers	$ 7,367,365	$ -	$ -	$ -	$ 7,367,365
40-B233818	Miami Tidal Valves and Flood Improvements District 3	4/25/2023	Resilience and Public Works	3	Adopted	Planning	Florida Department of Environmental Protection	State	38000	Storm Sewers	$ 100,000	$ -	$ -	$ -	$ 100,000
40-B233819	Miami Localized Flooding Improvements District 3	4/25/2023	Resilience and Public Works	4	Active	Construction	Florida Department of Environmental Protection	State	38000	Storm Sewers	$ 1,052,000	$ 324,813	$ 471,220	$ 796,034	$ 255,966
40-B233820	Miami Pump Stations Upgrade District 3	4/25/2023	Resilience and Public Works	3	Adopted	Planning	Florida Department of Environmental Protection	State	38000	Storm Sewers	$ 2,500,000	$ -	$ -	$ -	$ 2,500,000
40-B233821	Mary Brickell Village Drainage Improvements Phase 2	9/14/2023	Resilience and Public Works	Citywide	Active	Design	Miami Forever Bond	Debt Proceeds	38000	Storm Sewers	$ 2,246,000	$ 342,525	$ -	$ 342,525	$ 1,903,475
40-B233822	Localized Flooding Improvements Citywide	9/14/2023	Resilience and Public Works	Citywide	Adopted	Planning	Miami Forever Bond	Debt Proceeds	38000	Storm Sewers	$ 10,000,000	$ -	$ -	$ -	$ 10,000,000

Table of Contents

Detailed Report by Capital Project Number

Project Number	Project Name	Initial Funding Date	Client	District	Status	Phase	Award Name	Award Type	Fund Number	Fund Description	Budget	Actual	Encumbrances	Total Cost	Total Available
40-B233823	E & W Glencoe Street, S Bayshore Ct Flood Improvements	9/14/2023	Resilience and Public Works	2	Adopted	Planning	Miami Forever Bond	Debt Proceeds	38000	Storm Sewers	$ 1,100,000	$ -	$ -	$ -	$ 1,100,000
40-B233900	Miami-Dade TPO - Trolley Fleet	2/23/2023	Resilience and Public Works	Citywide	Adopted	Planning	Transit Half-Cent Surtax	City Funds	39900	Mass Transit	$ 50,000	$ -	$ -	$ -	$ 50,000
40-B243100	New Vehicles for Human Services - Learning Center (2 Buses)	10/1/2023	Human Services	Citywide	Adopted	Planning	Impact Fees - General Government	City Funds	31000	General Government	$ 91,000	$ 86,616	$ 1,986	$ 88,602	$ 2,398
40-B243101	Citywide Operations Equipment	10/1/2023	General Service Administration	Citywide	Adopted	Planning	Contribution from General Fund	City Funds	31000	General Government	$ 2,000,000	$ 19,799	$ 62,103	$ 81,901	$ 1,918,099
40-B243102	40/50 Year Recertification Grant Program	10/1/2023	Office of Capital Improvements	Citywide	Adopted	Planning	Contribution from General Fund	City Funds	31000	General Government	$ 1,000,000	$ -	$ -	$ -	$ 1,000,000
40-B243103	5350 West Flagler Street	11/16/2023	Housing and Community Development	4	Active	Planning	Miami Forever Bond	Debt Proceeds	31000	General Government	$ 5,145,000	$ 5,108,708	$ -	$ 5,108,708	$ 36,293
40-B243104	Finance Depoartment Kronos System Upgrades	5/9/2024	Finance	Citywide	Adopted	Planning	Contribution from General Fund	City Funds	31000	General Government	$ 635,000	$ -	$ -	$ -	$ 635,000
40-B243105	MRC Parking Garage 3rd Floor	7/11/2024	General Service Administration	Citywide	Adopted	Planning	Contribution from General Fund	City Funds	31000	General Government	$ 54,000	$ -	$ -	$ -	$ 54,000
40-B243200	Purchase of Marine Vessel for Miami Police Department	10/1/2023	Police	Citywide	Adopted	Planning	Impact Fees - Police	City Funds	32000	Public Safety	$ 301,000	$ -	$ 301,000	$ 301,000	$ -
40-B243200	Purchase of Marine Vessel for Miami Police Department	10/1/2023	Police	Citywide	Adopted	Planning	Florida Inland Navigation District	State	32000	Public Safety	$ 100,000	$ -	$ 49,923	$ 49,923	$ 50,077
40-B243201	Purchase of New Computers for Miami Police Department	10/1/2023	Police	Citywide	Adopted	Planning	Impact Fees - Police	City Funds	32000	Public Safety	$ 150,000	$ 138,646	$ -	$ 138,646	$ 11,354
40-B243202	Purchase of Surface Pro for Miami Police Department	10/1/2023	Police	Citywide	Adopted	Planning	Impact Fees - Police	City Funds	32000	Public Safety	$ 195,000	$ 192,988	$ -	$ 192,988	$ 2,012
40-B243203	Legacy CCTV Camera Upgrades	10/1/2023	Police	Citywide	Adopted	Planning	Contribution from General Fund	City Funds	32000	Public Safety	$ 41,000	$ -	$ -	$ -	$ 41,000
40-B243203	Legacy CCTV Camera Upgrades	10/1/2023	Police	Citywide	Adopted	Planning	Impact Fees - Police	City Funds	32000	Public Safety	$ 293,000	$ 209,287	$ 79,249	$ 288,536	$ 4,464
40-B243204	Premium IP Surveillance System - Iris Covert	10/1/2023	Police	Citywide	Adopted	Planning	Impact Fees - Police	City Funds	32000	Public Safety	$ 172,000	$ -	$ 172,000	$ 172,000	$ -
40-B243205	Mobile Ticket Writing Devices and Printers (30) for Miami Police Department	10/1/2023	Police	Citywide	Adopted	Planning	Impact Fees - Police	City Funds	32000	Public Safety	$ 98,000	$ -	$ -	$ -	$ 98,000
40-B243206	Purchase of Personal Digital Assistants with FileOnQ (14) for Miami Police Department	10/1/2023	Police	Citywide	Adopted	Planning	Impact Fees - Police	City Funds	32000	Public Safety	$ 42,000	$ -	$ -	$ -	$ 42,000
40-B243207	Purchase Shoxs Seat(4) for Police Maritime	10/1/2023	Police	Citywide	Adopted	Planning	Impact Fees - Police	City Funds	32000	Public Safety	$ 19,000	$ -	$ 19,000	$ 19,000	$ -
40-B243208	Police HQ Garage Demo	11/16/2023	Police	Citywide	Active	Design	Contribution from General Fund	City Funds	32000	Public Safety	$ 2,495	$ -	$ -	$ -	$ 2,495
40-B243208	Police HQ Garage Demo	11/16/2023	Police	Citywide	Active	Design	Contribution from General Fund	City Funds	32000	Public Safety	$ 340,535	$ 5,029	$ -	$ 5,029	$ 335,506
40-B243209	Fire Station#8 Hardening	5/9/2024	Fire-Rescue	Citywide	Adopted	Planning	Contribution from General Fund	City Funds	32000	Public Safety	$ 20,749	$ -	$ -	$ -	$ 20,749
40-B243210	Police - Capital Enhancements and Equipment	6/13/2024	Police	Citywide	Adopted	Planning	Impact Fees - Police	City Funds	32000	Public Safety	$ 125,000	$ -	$ -	$ -	$ 125,000
40-B243400	New Administration Building and Parking/Other Improvements	9/28/2006	Real Estate and Asset Management	Citywide	Adopted	Planning	City Administration Building Financing	Debt Proceeds	34000	Public Facilities	$ 241,483,401	$ 1,863,937	$ -	$ 1,863,937	$ 239,619,463
40-B243401	Watson Island Emergency Repairs	11/16/2023	Real Estate and Asset Management	2	Adopted	Planning	10% Marinas Revenue	City Funds	34000	Public Facilities	$ 229,901	$ 16,612	$ 89,150	$ 105,762	$ 124,139

Table of Contents

Detailed Report by Capital Project Number

Project Number	Project Name	Initial Funding Date	Client	District	Status	Phase	Award Name	Award Type	Fund Number	Fund Description	Budget	Actual	Encumbrances	Total Cost	Total Available
40-B243402	Miami Marine Stadium Parking Improvements	6/13/2024	Real Estate and Asset Management	Citywide	Adopted	Planning	Contribution from General Fund	City Funds	34000	Public Facilities	$ 100,000	$ -	$ -	$ -	$ 100,000
40-B243403	Shuttle Boat for Watson Island Mooring Field	6/13/2024	Real Estate and Asset Management	2	Adopted	Planning	Contribution from Special Revenue Fund	City Funds	34000	Public Facilities	$ 39,000	$ -	$ -	$ -	$ 39,000
40-B243500	Gerry Curtis Park Concession Building Structural Improvements (40 Year Recertification)	10/1/2023	Parks and Recreation	1	Active	Planning	Impact Fees - Parks	City Funds	35000	Parks and Recreation	$ 150,000	$ -	$ -	$ -	$ 150,000
40-B243501	Gerry Curtis Park Pool Enhancements	10/1/2023	Parks and Recreation	1	Active	Planning	Impact Fees - Parks	City Funds	35000	Parks and Recreation	$ 300,000	$ -	$ 117,969	$ 117,969	$ 182,031
40-B243502	Fern Isle Park Master Plan Design	10/1/2023	Parks and Recreation	1	Active	Planning	Impact Fees - Parks	City Funds	35000	Parks and Recreation	$ 100,000	$ -	$ -	$ -	$ 100,000
40-B243503	Gerry Curtis Park Turf and Track Replacement	10/1/2023	Parks and Recreation	Citywide	Active	Planning	Impact Fees - Parks	City Funds	35000	Parks and Recreation	$ 1,225,000	$ -	$ -	$ -	$ 1,225,000
40-B243504	Melrose Park Lighting Improvements	10/1/2022	Parks and Recreation	1	Active	Planning	Contribution from Special Revenue Fund	City Funds	35000	Parks and Recreation	$ 150,000	$ -	$ -	$ -	$ 150,000
40-B243504	Melrose Park Lighting Improvements	10/1/2022	Parks and Recreation	1	Active	Planning	Impact Fees - Parks	City Funds	35000	Parks and Recreation	$ 300,000	$ -	$ -	$ -	$ 300,000
40-B243505	Ronald Reagan Park Enhancements	10/1/2023	Parks and Recreation	2	Active	Planning	Impact Fees - Parks	City Funds	35000	Parks and Recreation	$ 75,000	$ -	$ 23,674	$ 23,674	$ 51,326
40-B243506	Antonio Maceo Park Lighting Upgrades	10/1/2023	Parks and Recreation	2	Active	Bidding	Impact Fees - Parks	City Funds	35000	Parks and Recreation	$ 100,000	$ 77,694	$ 3,502	$ 81,196	$ 18,804
40-B243507	Williams Park General Enhancements	10/1/2023	Parks and Recreation	2	Active	Planning	Impact Fees - Parks	City Funds	35000	Parks and Recreation	$ 300,000	$ -	$ 86,153	$ 86,153	$ 213,848
40-B243510	Jose Marti Park Pickleball Center Creation	10/1/2023	Parks and Recreation	3	Active	Planning	Impact Fees - Parks	City Funds	35000	Parks and Recreation	$ 1,293,000	$ -	$ -	$ -	$ 1,293,000
40-B243511	Robert King High Park Basketball Court Lighting and Hoops	10/1/2023	Parks and Recreation	4	Active	Planning	Impact Fees - Parks	City Funds	35000	Parks and Recreation	$ 300,000	$ 246	$ -	$ 246	$ 299,754
40-B243513	Little Haiti Cultural Center and Caribbean Marketplace A/C Chiller Replacements	10/1/2023	Parks and Recreation	5	Active	Design	Impact Fees - Parks	City Funds	35000	Parks and Recreation	$ 500,000	$ -	$ 405,585	$ 405,585	$ 94,415
40-B243514	Athalie Range Park Athletic Field	10/1/2023	Parks and Recreation	5	Active	Planning	Impact Fees - Parks	City Funds	35000	Parks and Recreation	$ 1,150,000	$ -	$ -	$ -	$ 1,150,000
40-B243515	City Hall Incorporation Monument	10/1/2023	Parks and Recreation	Citywide	Adopted	Planning	Impact Fees - Parks	City Funds	35000	Parks and Recreation	$ 200,000	$ -	$ -	$ -	$ 200,000
40-B243516	District 4 Park Enhancements and Expansion	11/16/2023	Parks and Recreation	4	Proposed	Planning	Impact Fees - Parks	City Funds	35000	Parks and Recreation	$ -	$ -	$ -	$ -	$ -
40-B243517	Juan Pablo Duarte Park Design and Site Improvements	6/13/2024	Parks and Recreation	1	Adopted	Planning	Contribution from Special Revenue Fund	City Funds	35000	Parks and Recreation	$ 50,000	$ -	$ -	$ -	$ 50,000
40-B243517	Juan Pablo Duarte Park Design and Site Improvements	6/13/2024	Parks and Recreation	1	Adopted	Planning	Impact Fees - Parks	City Funds	35000	Parks and Recreation	$ 150,000	$ -	$ -	$ -	$ 150,000
40-B243518	Spoil Island E Dock Restoration	6/13/2024	Parks and Recreation	2	Adopted	Planning	Contribution from General Fund	City Funds	35000	Parks and Recreation	$ 250,000	$ -	$ -	$ -	$ 250,000
40-B243519	Park Public Wi-Fi Installation - Phase I	6/13/2024	Parks and Recreation	Citywide	Adopted	Planning	American Rescue Plan Act	Federal	35000	Parks and Recreation	$ 1,500,000	$ -	$ -	$ -	$ 1,500,000
40-B243520	Citywide Park ADA Improvements	6/13/2024	Parks and Recreation	Citywide	Adopted	Planning	Contribution from Special Revenue Fund	City Funds	35000	Parks and Recreation	$ 200,000	$ -	$ -	$ -	$ 200,000
40-B243521	Virrick Park Sound Proofing Replacement	6/13/2024	Parks and Recreation	2	Adopted	Planning	Contribution from Special Revenue Fund	City Funds	35000	Parks and Recreation	$ 150,000	$ -	$ -	$ -	$ 150,000
40-B243522	Citywide Park Court Resurfacing	6/13/2024	Parks and Recreation	Citywide	Adopted	Planning	Contribution from Special Revenue Fund	City Funds	35000	Parks and Recreation	$ 150,000	$ -	$ -	$ -	$ 150,000
40-B243523	HULU - Marjorie Stoneman Douglas Meditation Garden	6/13/2024	Parks and Recreation	2	Adopted	Planning	Contribution from Special Revenue Fund	City Funds	35000	Parks and Recreation	$ 200,000	$ -	$ -	$ -	$ 200,000
40-B243524	Little Haiti Soccer Park Improvements	6/13/2024	Parks and Recreation	5	Adopted	Planning	Impact Fees	City Funds	35000	Parks and Recreation	$ 102,526	$ -	$ -	$ -	$ 102,526

Detailed Report by Capital Project Number

Project Number	Project Name	Initial Funding Date	Client	District	Status	Phase	Award Name	Award Type	Fund Number	Fund Description	Budget	Actual	Encumbrances	Total Cost	Total Available
40-B243524	Little Haiti Soccer Park Improvements	6/13/2024	Parks and Recreation	5	Adopted	Planning	Impact Fees - Parks	City Funds	35000	Parks and Recreation	$ 5,797	$ -	$ -	$ -	$ 5,797
40-B243525	Legion Park North Gate Access	6/13/2024	Parks and Recreation	5	Adopted	Planning	Contribution from General Fund	City Funds	35000	Parks and Recreation	$ 250,000	$ -	$ -	$ -	$ 250,000
40-B243600	Tamiami Blvd Roadway Drainage Imrpovements	10/1/2023	Resilience and Public Works	4	Active	A/E Selection	Miami Forever Bond	Debt Proceeds	36000	Streets and Sidewalks	$ 2,000,000	$ 37,135	$ -	$ 37,135	$ 1,962,865
40-B243600	Tamiami Blvd Roadway Drainage Imrpovements	10/1/2023	Resilience and Public Works	4	Active	A/E Selection	Florida Department of Transportation	State	36000	Streets and Sidewalks	$ 1,000,000	$ -	$ -	$ -	$ 1,000,000
40-B243601	Cuban Memorial Blvd. Lighting	10/1/2023	Resilience and Public Works	3	Adopted	Planning	Contribution from Special Revenue Fund	City Funds	36000	Streets and Sidewalks	$ 21,528	$ -	$ 21,528	$ 21,528	$ -
40-B243601	Cuban Memorial Blvd. Lighting	10/1/2023	Resilience and Public Works	3	Adopted	Planning	Contribution from General Fund	City Funds	36000	Streets and Sidewalks	$ 267,000	$ -	$ 254,043	$ 254,043	$ 12,957
40-B243602	Little Havana Pedestrian Priority Zone ¿ Phase II	11/16/2023	Resilience and Public Works	3	Active	Planning	Contribution from General Fund	City Funds	36000	Streets and Sidewalks	$ 500,000	$ 2,777	$ -	$ 2,777	$ 497,223
40-B243603	Fuller Street	3/14/2024	Resilience and Public Works	2	Active	Planning	Transit Half-Cent Surtax	City Funds	36000	Streets and Sidewalks	$ 400,000	$ -	$ -	$ -	$ 400,000
40-B243604	Silver Bluff Traffic Flow Modification	3/14/2024	Resilience and Public Works	4	Adopted	Planning	Transit Half-Cent Surtax	City Funds	36000	Streets and Sidewalks	$ 400,000	$ 58,894	$ 73,725	$ 132,619	$ 267,381
40-B243605	District 3 Traffic Calming Studies and	3/14/2024	Resilience and Public Works	3	Adopted	Planning	Transit Half-Cent Surtax	City Funds	36000	Streets and Sidewalks	$ 1,656,600	$ -	$ -	$ -	$ 1,656,600
40-B243606	Purchase of Trolleys	3/14/2024	Resilience and Public Works	Citywide	Adopted	Planning	Transit Half-Cent Surtax	City Funds	36000	Streets and Sidewalks	$ 1,597,900	$ -	$ -	$ -	$ 1,597,900
40-B243607	Traffic Calming Devices along NW 15 Avenue between NW 7 Street and NW 9 Street	6/13/2024	Resilience and Public Works	1	Adopted	Planning	Transit Half-Cent Surtax	City Funds	36000	Streets and Sidewalks	$ 32,272	$ -	$ -	$ -	$ 32,272
40-B243608	West Grapeland Traffic Calming	6/13/2024	Resilience and Public Works	1	Adopted	Planning	Contribution from Special Revenue Fund	City Funds	36000	Streets and Sidewalks	$ 66,342	$ -	$ -	$ -	$ 66,342
40-B243608	West Grapeland Traffic Calming	6/13/2024	Resilience and Public Works	1	Adopted	Planning	Contribution from General Fund	City Funds	36000	Streets and Sidewalks	$ 230,624	$ -	$ -	$ -	$ 230,624
40-B243609	Cuban Memorial Boulevard - Public Art Monument	6/13/2024	Parks and Recreation	3	Adopted	Planning	Contribution from General Fund	City Funds	36000	Streets and Sidewalks	$ 250,000	$ -	$ -	$ -	$ 250,000
40-B243610	District 5 Traffic Calming	6/13/2024	Resilience and Public Works	5	Adopted	Planning	Contribution from General Fund	City Funds	36000	Streets and Sidewalks	$ 50,000	$ -	$ -	$ -	$ 50,000
40-B243800	Wagner Creek Embackment NW 15th Ave & NW 19th Street	11/16/2023	Resilience and Public Works	1	Active	Planning	Transit Half-Cent Surtax	City Funds	34000	Public Facilities	$ 46	$ -	$ -	$ -	$ 46
40-B243800	Wagner Creek Embackment NW 15th Ave & NW 19th Street	11/16/2023	Resilience and Public Works	1	Active	Planning	Contribution from Special Revenue Fund	City Funds	34000	Public Facilities	$ 400,000	$ 2,682	$ -	$ 2,682	$ 397,318
40-B243800	Wagner Creek Embackment NW 15th Ave & NW 19th Street	11/16/2023	Resilience and Public Works	1	Active	Planning	Contribution from General Fund	City Funds	34000	Public Facilities	$ 13,621	$ 376	$ -	$ 376	$ 13,245
40-B243800	Wagner Creek Embackment NW 15th Ave & NW 19th Street	11/16/2023	Resilience and Public Works	1	Active	Planning	Citywide Landscape	City Funds	34000	Public Facilities	$ 33	$ -	$ -	$ -	$ 33
40-B243991	Trolley Master Plan	7/11/2024	Resilience and Public Works	Citywide	Adopted	Planning	Contribution from General Fund	City Funds	39000	Solid Waste	$ 300,000	$ -	$ -	$ -	$ 300,000
40-B253100	General Government Capital Projects	#N/A	General Service Administration	Citywide	Proposed	Planning	Impact Fees - General Government	City Funds	31000	General Government	$ -	$ -	$ -	$ -	$ -
40-B253200	Purchase of two new boat engines - FIND grant match	#N/A	Police	Citywide	Proposed	Planning	Impact Fees - Police	City Funds	32000	Public Safety	$ -	$ -	$ -	$ -	$ -
40-B253201	Major Crime Scene Truck	#N/A	Police	Citywide	Proposed	Planning	Impact Fees - Police	City Funds	32000	Public Safety	$ -	$ -	$ -	$ -	$ -
40-B253202	Real Time Crime Center Expansion within Allapattah	#N/A	Police	1	Proposed	Planning	Impact Fees - Police	City Funds	32000	Public Safety	$ -	$ -	$ -	$ -	$ -
40-B253203	Interview Rooms modernization	#N/A	Police	Citywide	Proposed	Planning	Impact Fees - Police	City Funds	32000	Public Safety	$ -	$ -	$ -	$ -	$ -
40-B253204	Volcanic Bicycles	#N/A	Police	Citywide	Proposed	Planning	Impact Fees - Police	City Funds	32000	Public Safety	$ -	$ -	$ -	$ -	$ -
40-B253205	Hyundai EDR DLC Kit	#N/A	Police	Citywide	Proposed	Planning	Impact Fees - Police	City Funds	32000	Public Safety	$ -	$ -	$ -	$ -	$ -

Detailed Report by Capital Project Number

Project Number	Project Name	Initial Funding Date	Client	District	Status	Phase	Award Name	Award Type	Fund Number	Fund Description	Budget	Actual	Encumbrances	Total Cost	Total Available
40-B253206	Portable Emergency lights and siren	#N/A	Police	Citywide	Proposed	Planning	Impact Fees - Police	City Funds	32000	Public Safety	$ -	$ -	$ -	$ -	$ -
40-B253207	Motorcycle Equipment	#N/A	Police	Citywide	Proposed	Planning	Impact Fees - Police	City Funds	32000	Public Safety	$ -	$ -	$ -	$ -	$ -
40-B253208	Leica BLK360 G2 Laser Scanner & Accessories	#N/A	Police	Citywide	Proposed	Planning	Impact Fees - Police	City Funds	32000	Public Safety	$ -	$ -	$ -	$ -	$ -
40-B253400	Citywide Marinas Repairs and Maintenance	#N/A	Real Estate and Asset Management	Citywide	Adopted	Planning	10% Marinas Revenue	City Funds	34000	Public Facilities	$ -	$ -	$ -	$ -	$ -
40-B253500	District 1 Park Enhancements and Expansion	#N/A	Parks and Recreation	1	Proposed	Planning	Impact Fees - Parks	City Funds	35000	Parks and Recreation	$ -	$ -	$ -	$ -	$ -
40-B253501	District 2 Park Enhancements and Expansion	#N/A	Parks and Recreation	2	Proposed	Planning	Impact Fees - Parks	City Funds	35000	Parks and Recreation	$ -	$ -	$ -	$ -	$ -
40-B253502	District 3 Park Enhancements and Expansion	#N/A	Parks and Recreation	3	Proposed	Planning	Impact Fees - Parks	City Funds	35000	Parks and Recreation	$ -	$ -	$ -	$ -	$ -
40-B253504	District 5 Park Enhancements and Expansion	#N/A	Parks and Recreation	5	Proposed	Planning	Impact Fees - Parks	City Funds	35000	Parks and Recreation	$ -	$ -	$ -	$ -	$ -
40-B253505	Citywide Park Equipment & Site Impr.	#N/A	Parks and Recreation	Citywide	Proposed	Planning	Impact Fees - Parks	City Funds	35000	Parks and Recreation	$ -	$ -	$ -	$ -	$ -
40-B30011	Englewood Storm Sewer - Phase III	9/30/2006	Resilience and Public Works	4	Active	Final Completion	Transit Half-Cent Surtax	City Funds	38000	Storm Sewers	$ 621,609	$ 621,609	$ -	$ 621,609	$ -
40-B30011	Englewood Storm Sewer - Phase III	9/30/2006	Resilience and Public Works	4	Active	Final Completion	Miami-Dade County	County	38000	Storm Sewers	$ 681,000	$ 681,000	$ (0)	$ 681,000	$ 0
40-B30011	Englewood Storm Sewer - Phase III	9/30/2006	Resilience and Public Works	4	Active	Final Completion	Street Bonds - Series 2007	City Funds	38000	Storm Sewers	$ 1,640,268	$ 1,640,268	$ -	$ 1,640,268	$ -
40-B30011	Englewood Storm Sewer - Phase III	9/30/2006	Resilience and Public Works	4	Active	Final Completion	Stormwater Utility Trust Fund 2008	City Funds	38000	Storm Sewers	$ 273,961	$ 273,938	$ (0)	$ 273,938	$ 23
40-B30011	Englewood Storm Sewer - Phase III	9/30/2006	Resilience and Public Works	4	Active	Final Completion	Contribution from General Fund-SSL	City Funds	38000	Storm Sewers	$ 28,834	$ 28,834	$ -	$ 28,834	$ -
40-B30011	Englewood Storm Sewer - Phase III	9/30/2006	Resilience and Public Works	4	Active	Final Completion	Miami-Dade County General Obligation Bond	County	38000	Storm Sewers	$ 2,508,729	$ 2,508,729	$ -	$ 2,508,729	$ -
40-B30174	Virginia Key Beach Park Historic Restoration PH 2	2/1/2006	Parks and Recreation	2	Adopted	Planning	Homeland Defense Bond	City Funds	35000	Parks and Recreation	$ 896,309	$ 896,309	$ -	$ 896,309	$ -
40-B30174	Virginia Key Beach Park Historic Restoration PH 2	2/1/2006	Parks and Recreation	2	Adopted	Planning	Impact Fees	City Funds	35000	Parks and Recreation	$ 123,393	$ 120,768	$ 0	$ 120,768	$ 2,625
40-B30174	Virginia Key Beach Park Historic Restoration PH 2	2/1/2006	Parks and Recreation	2	Adopted	Planning	The Children's Trust	County	35000	Parks and Recreation	$ 260,000	$ 246,982	$ -	$ 246,982	$ 13,018
40-B30174	Virginia Key Beach Park Historic Restoration PH 2	2/1/2006	Parks and Recreation	2	Adopted	Planning	Homeland Defense Bond Series 3	City Funds	35000	Parks and Recreation	$ 148,533	$ 148,533	$ -	$ 148,533	$ -
40-B30174	Virginia Key Beach Park Historic Restoration PH 2	2/1/2006	Parks and Recreation	2	Adopted	Planning	Office of Safe Neighborhood Parks	County	35000	Parks and Recreation	$ 48,845	$ 48,845	$ -	$ 48,845	$ -
40-B30174	Virginia Key Beach Park Historic Restoration PH 2	2/1/2006	Parks and Recreation	2	Adopted	Planning	Contribution from General Fund-SSL	City Funds	35000	Parks and Recreation	$ 995	$ -	$ -	$ -	$ 995
40-B30174	Virginia Key Beach Park Historic Restoration PH 2	2/1/2006	Parks and Recreation	2	Adopted	Planning	Impact Fees - Parks	City Funds	35000	Parks and Recreation	$ 18,800	$ 9,849	$ 43	$ 9,892	$ 8,908
40-B30182B	Regatta Park	12/1/2014	Parks and Recreation	2	Active	Construction	Impact Fees	City Funds	35000	Parks and Recreation	$ 6,100,000	$ 6,071,998	$ -	$ 6,071,998	$ 28,002
40-B30182B	Regatta Park	12/1/2014	Parks and Recreation	2	Active	Construction	10% Marinas Revenue	City Funds	35000	Parks and Recreation	$ 440,000	$ 440,000	$ -	$ 440,000	$ -
40-B30182B	Regatta Park	12/1/2014	Building	2	Active	Construction	Coconut Grove Waterfront Master Plan - Coral Reef Yacht Club	Private	35000	Parks and Recreation	$ 458,414	$ 411,752	$ 134	$ 411,887	$ 46,527
40-B30182B	Regatta Park	12/1/2014	Parks and Recreation	2	Active	Construction	Coconut Grove Waterfront Master Plan - Biscayne Bay Yacht Club	Private	35000	Parks and Recreation	$ 367,990	$ 366,874	$ 1,116	$ 367,990	$ -
40-B30182B	Regatta Park	12/1/2014	Parks and Recreation	2	Active	Construction	Private - TVM Productions	Private	35000	Parks and Recreation	$ 154,155	$ 154,155	$ -	$ 154,155	$ -

Table of Contents

Detailed Report by Capital Project Number

Project Number	Project Name	Initial Funding Date	Client	District	Status	Phase	Award Name	Award Type	Fund Number	Fund Description	Budget	Actual	Encumbrances	Total Cost	Total Available
40-B30182B	Regatta Park	12/1/2014	Parks and Recreation	2	Active	Construction	Florida Inland Navigation District	State	35000	Parks and Recreation	$ 20,000	$ 20,000	$ -	$ 20,000	$ -
40-B30182B	Regatta Park	12/1/2014	Parks and Recreation	2	Active	Construction	Miami Parking Authority	Other Local Units	35000	Parks and Recreation	$ 1,300,000	$ 1,300,000	$ -	$ 1,300,000	$ -
40-B30184B	Virginia Key Northpoint Park - Design and Enhancements	10/1/2015	Parks and Recreation	Citywide	Active	Dry-Run/Permit	Sanitary Sewer Non-Bond	City Funds	35000	Parks and Recreation	$ 327,618	$ 235,754	$ 14,082	$ 249,836	$ 77,781
40-B30184B	Virginia Key Northpoint Park - Design and Enhancements	10/1/2015	Parks and Recreation	Citywide	Active	Dry-Run/Permit	Impact Fees	City Funds	35000	Parks and Recreation	$ 500,000	$ 455,888	$ 44,112	$ 500,000	$ -
40-B30184B	Virginia Key Northpoint Park - Design and Enhancements	10/1/2015	Parks and Recreation	Citywide	Active	Dry-Run/Permit	Impact Fees - Parks	City Funds	35000	Parks and Recreation	$ 132,989	$ 46,707	$ 86,283	$ 132,989	$ -
40-B30262	Citywide Storm Sewer Repair Project	9/30/2006	Resilience and Public Works	Citywide	Active	Construction	Stormwater Utility Trust Fund	City Funds	38000	Storm Sewers	$ 1,378,798	$ 1,363,152	$ 15,647	$ 1,378,798	$ -
40-B30262	Citywide Storm Sewer Repair Project	9/30/2006	Resilience and Public Works	Citywide	Active	Construction	Transit Half-Cent Surtax	City Funds	38000	Storm Sewers	$ 2,404,336	$ 2,404,336	$ -	$ 2,404,336	$ -
40-B30262	Citywide Storm Sewer Repair Project	9/30/2006	Resilience and Public Works	Citywide	Active	Construction	Contribution from Special Revenue Fund	City Funds	38000	Storm Sewers	$ 2,968	$ -	$ -	$ -	$ 2,968
40-B30262	Citywide Storm Sewer Repair Project	9/30/2006	Resilience and Public Works	Citywide	Active	Construction	Contribution from General Fund	City Funds	38000	Storm Sewers	$ 1,517,000	$ 1,297,342	$ -	$ 1,297,342	$ 219,658
40-B30262	Citywide Storm Sewer Repair Project	9/30/2006	Resilience and Public Works	Citywide	Active	Construction	Stormwater Utility Trust Fund 2008	City Funds	38000	Storm Sewers	$ 14,848,886	$ 14,525,284	$ 54,234	$ 14,579,518	$ 269,368
40-B30262	Citywide Storm Sewer Repair Project	9/30/2006	Resilience and Public Works	Citywide	Active	Construction	Homeland Defense Bond Series 3	City Funds	38000	Storm Sewers	$ 233,792	$ 233,792	$ -	$ 233,792	$ -
40-B30262	Citywide Storm Sewer Repair Project	9/30/2006	Resilience and Public Works	Citywide	Active	Construction	Street Bonds - Series 2018C	Debt Proceeds	38000	Storm Sewers	$ 10,938	$ 10,938	$ -	$ 10,938	$ -
40-B30262	Citywide Storm Sewer Repair Project	9/30/2006	Resilience and Public Works	Citywide	Active	Construction	Miami-Dade County General Obligation Bond	County	38000	Storm Sewers	$ 11,637	$ -	$ -	$ -	$ 11,637
40-B30374	Virginia Key Rowing Center Improvements	9/30/2006	Parks and Recreation	2	Active	Planning	Donation - Private	City Funds	35000	Parks and Recreation	$ 616,513	$ 574,707	$ -	$ 574,707	$ 41,806
40-B30407	Metromover Parkway.NE 2nd Street and NE 3rd Street. D2	2/12/2016	Resilience and Public Works	2	Active	Administrative Close-Out	Contribution from General Fund	City Funds	36000	Streets and Sidewalks	$ 4,436	$ 4,436	$ -	$ 4,436	$ -
40-B30438	so	7/1/2015	Resilience and Public Works	3	Active	Construction	Contribution from Special Revenue Fund	City Funds	36000	Streets and Sidewalks	$ 98,188	$ 93,528	$ -	$ 93,528	$ 4,660
40-B30444	Repainting/refurbishing marker signs - Citywide	10/1/2015	Resilience and Public Works	Citywide	Active	Construction	Contribution from Special Revenue Fund	City Funds	36000	Streets and Sidewalks	$ 100,000	$ 22,131	$ 43,133	$ 65,264	$ 34,736
40-B30445	Miscellaneous Decorative Lighting installation-CW	7/1/2015	Resilience and Public Works	Citywide	Active	Construction	Contribution from Special Revenue Fund	City Funds	36000	Streets and Sidewalks	$ 724,881	$ 720,425	$ -	$ 720,425	$ 4,456
40-B30448	Electronic Right-of-Way permit processing (iPW)	10/1/2015	Resilience and Public Works	Citywide	Active	Planning	Contribution from Special Revenue Fund	City Funds	36000	Streets and Sidewalks	$ 840,000	$ 410,043	$ -	$ 410,043	$ 429,957
40-B30449	CITP Contract Compliance Program PSA	5/12/2016	Office of Capital Improvements	Citywide	Active	Planning	Contribution from General Fund	City Funds	31000	General Government	$ 50,000	$ 20,505	$ 4,625	$ 25,130	$ 24,870
40-B30501C	Manuel Artime Window Replacement 970 Building	9/1/2013	Real Estate and Asset Management	3	Active	Administrative Close-Out	Contribution from Special Revenue Fund	City Funds	34000	Public Facilities	$ 632,213	$ 630,027	$ 2,186	$ 632,213	$ -
40-B30501C	Manuel Artime Window Replacement 970 Building	9/1/2013	Real Estate and Asset Management	3	Active	Administrative Close-Out	Contribution from General Fund	City Funds	34000	Public Facilities	$ 496,000	$ 443,628	$ 11,736	$ 455,364	$ 40,636
40-B30505C	Hazard Mitigation Projects - CW	10/1/2015	Fire-Rescue	Citywide	Active	Planning	Contribution from General Fund	City Funds	32000	Public Safety	$ 100,000	$ 70,000	$ -	$ 70,000	$ 30,000
40-B30525A	Virrick Park Pool - FF&E	10/1/2015	Parks and Recreation	2	Active	Construction	Impact Fees	City Funds	35000	Parks and Recreation	$ 50,000	$ 658	$ -	$ 658	$ 49,342
40-B30538H	Maurice Ferre Park - Walkway	11/16/2017	Parks and Recreation	2	Active	Administrative Close-Out	Contribution from General Fund	City Funds	35000	Parks and Recreation	$ 460,980	$ 454,325	$ 6,655	$ 460,980	$ -
40-B30541D	Citywide Park Equipment & Site Impr.	5/1/2012	Parks and Recreation	Citywide	Active	Planning	Contribution from Special Revenue Fund	City Funds	35000	Parks and Recreation	$ 250,000	$ -	$ -	$ -	$ 250,000
40-B30541D	Citywide Park Equipment & Site Impr.	5/1/2012	Parks and Recreation	Citywide	Active	Planning	Impact Fees	City Funds	35000	Parks and Recreation	$ 2,076,439	$ 2,074,020	$ 2,419	$ 2,076,439	$ 0
40-B30541D	Citywide Park Equipment & Site Impr.	5/1/2012	Parks and Recreation	Citywide	Active	Planning	Contribution from General Fund	City Funds	35000	Parks and Recreation	$ 150,000	$ 214,318	$ (98,076)	$ 116,242	$ 33,758

Detailed Report by Capital Project Number

Project Number	Project Name	Initial Funding Date	Client	District	Status	Phase	Award Name	Award Type	Fund Number	Fund Description	Budget	Actual	Encumbrances	Total Cost	Total Available
40-B30541D	Citywide Park Equipment & Site Impr.	5/1/2012	Parks and Recreation	Citywide	Active	Planning	Homeland Defense Bond Series 3	City Funds	35000	Parks and Recreation	$ 30,937	$ 30,937	$ -	$ 30,937	$ -
40-B30541D	Citywide Park Equipment & Site Impr.	5/1/2012	Parks and Recreation	Citywide	Active	Planning	Contribution from General Fund-SSL	City Funds	35000	Parks and Recreation	$ 63	$ 63	$ -	$ 63	$ -
40-B30541D	Citywide Park Equipment & Site Impr.	5/1/2012	Parks and Recreation	Citywide	Active	Planning	Impact Fees - Parks	City Funds	35000	Parks and Recreation	$ 1,087,456	$ 1,051,617	$ 27,528	$ 1,079,145	$ 8,311
40-B30541D	Citywide Park Equipment & Site Impr.	5/1/2012	Parks and Recreation	Citywide	Active	Planning	American Rescue Plan Act	Federal	35000	Parks and Recreation	$ 2,000,000	$ -	$ -	$ -	$ 2,000,000
40-B30606	Flagler Street Beautification	3/1/2008	Resilience and Public Works	Citywide	Active	Construction	Transit Half-Cent Surtax	City Funds	36000	Streets and Sidewalks	$ 50,000	$ 50,000	$ 0	$ 50,000	$ -
40-B30606	Flagler Street Beautification	3/1/2008	Resilience and Public Works	Citywide	Active	Construction	Downtown Developmental Regional Impact (DDRI)	City Funds	36000	Streets and Sidewalks	$ 1,540,250	$ 1,306,026	$ -	$ 1,306,026	$ 234,223
40-B30606	Flagler Street Beautification	3/1/2008	Resilience and Public Works	Citywide	Active	Construction	Transit Half-Cent Surtax	City Funds	36000	Streets and Sidewalks	$ 2,824,823	$ 2,795,295	$ 29,527	$ 2,824,823	$ -
40-B30606	Flagler Street Beautification	3/1/2008	Resilience and Public Works	Citywide	Active	Construction	Street Bonds - Series 2007	City Funds	36000	Streets and Sidewalks	$ 233,798	$ 233,798	$ -	$ 233,798	$ -
40-B30606	Flagler Street Beautification	3/1/2008	Resilience and Public Works	Citywide	Active	Construction	Parking Surcharge	City Funds	36000	Streets and Sidewalks	$ 6,390,956	$ 6,284,483	$ 95,429	$ 6,379,912	$ 11,044
40-B30606	Flagler Street Beautification	3/1/2008	Resilience and Public Works	Citywide	Active	Construction	Local Option Gas Tax	City Funds	36000	Streets and Sidewalks	$ 53,936	$ 52,866	$ 1,070	$ 53,936	$ -
40-B30606	Flagler Street Beautification	3/1/2008	Resilience and Public Works	Citywide	Active	Construction	Street Bonds - Series 2009	City Funds	36000	Streets and Sidewalks	$ 5,886,303	$ 5,886,303	$ 0	$ 5,886,303	$ -
40-B30606	Flagler Street Beautification	3/1/2008	Resilience and Public Works	Citywide	Active	Construction	Miami-Dade County General Obligation Bond	County	36000	Streets and Sidewalks	$ 6,000,000	$ 5,354,860	$ 15,835	$ 5,370,695	$ 629,305
40-B30606	Flagler Street Beautification	3/1/2008	Resilience and Public Works	Citywide	Active	Construction	Street Bonds - Series 2018C	Debt Proceeds	36000	Streets and Sidewalks	$ 2,792,521	$ 2,792,521	$ -	$ 2,792,521	$ -
40-B30606	Flagler Street Beautification	3/1/2008	Resilience and Public Works	Citywide	Active	Construction	Special Assessment District - Flagler Street	City Funds	36000	Streets and Sidewalks	$ 898,401	$ 898,379	$ 22	$ 898,401	$ -
40-B30606	Flagler Street Beautification	3/1/2008	Resilience and Public Works	Citywide	Active	Construction	Downtown Development Authority	Other Local Units	36000	Streets and Sidewalks	$ 1,000,000	$ 1,000,000	$ -	$ 1,000,000	$ -
40-B30606	Flagler Street Beautification	3/1/2008	Resilience and Public Works	Citywide	Active	Construction	Miami-Dade County	County	36000	Streets and Sidewalks	$ 4,170,000	$ -	$ -	$ -	$ 4,170,000
40-B30615T	Liberty City and Lemon City Tree Canopy (D5 Tree Funded Project)	9/1/2013	Resilience and Public Works	5	Active	Annual Capital Refurbishment	Citywide Landscape	City Funds	33000	Disaster Recovery	$ 171,525	$ 12,830	$ 158,638	$ 171,468	$ 57
40-B30624	Overtown Greenway @ NW 11 Terrace	4/1/2010	Resilience and Public Works	5	Active	Final Completion	Transit Half-Cent Surtax	City Funds	36000	Streets and Sidewalks	$ 30,765	$ 10,865	$ 19,900	$ 30,765	$ -
40-B30624	Overtown Greenway @ NW 11 Terrace	4/1/2010	Resilience and Public Works	5	Active	Final Completion	Local Option Gas Tax	City Funds	36000	Streets and Sidewalks	$ 128,252	$ 128,252	$ -	$ 128,252	$ -
40-B30624	Overtown Greenway @ NW 11 Terrace	4/1/2010	Resilience and Public Works	5	Active	Final Completion	Transit Half-Cent Surtax	City Funds	36000	Streets and Sidewalks	$ 751,580	$ 751,580	$ 0	$ 751,580	$ -
40-B30624	Overtown Greenway @ NW 11 Terrace	4/1/2010	Resilience and Public Works	5	Active	Final Completion	Street Bonds - Series 2007	City Funds	36000	Streets and Sidewalks	$ 9,826	$ 9,826	$ -	$ 9,826	$ -
40-B30624	Overtown Greenway @ NW 11 Terrace	4/1/2010	Resilience and Public Works	5	Active	Final Completion	Stormwater Utility Trust Fund 2008	City Funds	36000	Streets and Sidewalks	$ 1,240,000	$ 839,270	$ 77,297	$ 916,567	$ 323,433
40-B30624	Overtown Greenway @ NW 11 Terrace	4/1/2010	Resilience and Public Works	5	Active	Final Completion	Street Bonds - Series 2009	City Funds	36000	Streets and Sidewalks	$ 111,843	$ 111,843	$ -	$ 111,843	$ -
40-B30624	Overtown Greenway @ NW 11 Terrace	4/1/2010	Resilience and Public Works	5	Active	Final Completion	Citywide Landscape	City Funds	36000	Streets and Sidewalks	$ 129,160	$ 129,160	$ -	$ 129,160	$ -
40-B30624	Overtown Greenway @ NW 11 Terrace	4/1/2010	Resilience and Public Works	5	Active	Final Completion	Florida Department of Transportation	Federal Pass Through State	36000	Streets and Sidewalks	$ 886	$ 886	$ -	$ 886	$ -
40-B30624	Overtown Greenway @ NW 11 Terrace	4/1/2010	Resilience and Public Works	5	Active	Final Completion	Florida Department of Transportation	Federal Pass Through State	36000	Streets and Sidewalks	$ 703	$ 703	$ -	$ 703	$ -
40-B30624	Overtown Greenway @ NW 11 Terrace	4/1/2010	Resilience and Public Works	5	Active	Final Completion	Street Bonds - Series 2018C	Debt Proceeds	36000	Streets and Sidewalks	$ 898,979	$ 883,745	$ 15,234	$ 898,979	$ -
40-B30632A	Stormwater Master Plan Update 2016	5/12/2016	Resilience and Public Works	Citywide	Active	Monitoring	Contribution from General Fund	City Funds	38000	Storm Sewers	$ 1,984,000	$ 1,685,650	$ 195,378	$ 1,881,028	$ 102,972

Detailed Report by Capital Project Number

Project Number	Project Name	Initial Funding Date	Client	District	Status	Phase	Award Name	Award Type	Fund Number	Fund Description	Budget	Actual	Encumbrances	Total Cost	Total Available
40-B30632A	Stormwater Master Plan Update 2016	5/12/2016	Resilience and Public Works	Citywide	Active	Monitoring	Stormwater Utility Trust Fund 2008	City Funds	38000	Storm Sewers	$ 2,503,186	$ 2,503,186	$ -	$ 2,503,186	$ -
40-B30632A	Stormwater Master Plan Update 2016	5/12/2016	Resilience and Public Works	Citywide	Active	Monitoring	Florida Department of Environmental Protection	State	38000	Storm Sewers	$ 1,125,000	$ 1,125,000	$ (0)	$ 1,125,000	$ -
40-B30637	Mary Brickell Village Drainage Improvements	6/1/2009	Resilience and Public Works	Citywide	Active	Construction	Parking Surcharge	City Funds	38000	Storm Sewers	$ 3,170,668	$ 2,956,523	$ 192,953	$ 3,149,475	$ 21,192
40-B30637	Mary Brickell Village Drainage Improvements	6/1/2009	Resilience and Public Works	Citywide	Active	Construction	Stormwater Utility Trust Fund 2008	City Funds	38000	Storm Sewers	$ 100,000	$ 100,000	$ -	$ 100,000	$ -
40-B30637	Mary Brickell Village Drainage Improvements	6/1/2009	Resilience and Public Works	Citywide	Active	Construction	Homeland Defense Bond Series 3	City Funds	38000	Storm Sewers	$ 4,990	$ 4,990	$ -	$ 4,990	$ -
40-B30637	Mary Brickell Village Drainage Improvements	6/1/2009	Resilience and Public Works	Citywide	Active	Construction	Street Bonds - Series 2009	City Funds	38000	Storm Sewers	$ 2,000,000	$ 2,000,000	$ 0	$ 2,000,000	$ -
40-B30637	Mary Brickell Village Drainage Improvements	6/1/2009	Resilience and Public Works	Citywide	Active	Construction	Surety Payment Bonds	Private	38000	Storm Sewers	$ 147,961	$ 123,038	$ 24,923	$ 147,961	$ -
40-B30643	Lummus Park Landing Area Project	2/1/2011	Parks and Recreation	1	Active	Planning	Transit Half-Cent Surtax	City Funds	36000	Streets and Sidewalks	$ 88,819	$ 88,819	$ -	$ 88,819	$ -
40-B30643	Lummus Park Landing Area Project	2/1/2011	Parks and Recreation	1	Active	Planning	Street Bonds - Series 2007	City Funds	36000	Streets and Sidewalks	$ 210,321	$ 210,321	$ 0	$ 210,321	$ -
40-B30643	Lummus Park Landing Area Project	2/1/2011	Parks and Recreation	1	Active	Planning	Local Option Gas Tax	City Funds	36000	Streets and Sidewalks	$ 252,398	$ 247,458	$ 4,640	$ 252,098	$ 300
40-B30643	Lummus Park Landing Area Project	2/1/2011	Parks and Recreation	1	Active	Planning	Street Bonds - Series 2009	City Funds	36000	Streets and Sidewalks	$ 901,689	$ 901,689	$ (0)	$ 901,689	$ -
40-B30643	Lummus Park Landing Area Project	2/1/2011	Parks and Recreation	1	Active	Planning	Florida Inland Navigation District	State	36000	Streets and Sidewalks	$ 398,053	$ 398,053	$ -	$ 398,053	$ -
40-B30645A	Transportation Program Support Services - Transit Professional	2/1/2006	Resilience and Public Works	Citywide	Adopted	Planning	Transit Half-Cent Surtax	City Funds	39900	Mass Transit	$ 588	$ 588	$ (0)	$ 588	$ 0
40-B30645A	Transportation Program Support Services - Transit Professional	2/1/2006	Resilience and Public Works	Citywide	Adopted	Planning	Transit Half-Cent Surtax	City Funds	39900	Mass Transit	$ 392,489	$ 387,984	$ -	$ 387,984	$ 4,505
40-B30645A	Transportation Program Support Services - Transit Professional	2/1/2006	Resilience and Public Works	Citywide	Adopted	Planning	Downtown Development Authority	Other Local Units	39900	Mass Transit	$ 25,000	$ 25,000	$ -	$ 25,000	$ -
40-B30645B	Transportation Program Support Services - Transportation	2/1/2006	Resilience and Public Works	Citywide	Adopted	Planning	Transit Half-Cent Surtax	City Funds	36000	Streets and Sidewalks	$ 881,042	$ 861,615	$ (0)	$ 861,615	$ 19,427
40-B30648A	City Department Buildout at Marlins Garage	6/1/2009	Real Estate and Asset Management	Citywide	Active	Planning	Contribution from General Fund	City Funds	34000	Public Facilities	$ 118,999	$ 117,914	$ 1,085	$ 118,999	$ -
40-B30648A	City Department Buildout at Marlins Garage	6/1/2009	Real Estate and Asset Management	Citywide	Active	Planning	Miami-Dade County Convention Development Tax	City Funds	34000	Public Facilities	$ 3,884,427	$ 558	$ -	$ 558	$ 3,883,869
40-B30648A	City Department Buildout at Marlins Garage	6/1/2009	Real Estate and Asset Management	Citywide	Active	Planning	Miami Sports and Exhibition Authority	City Funds	34000	Public Facilities	$ 732,285	$ 34,140	$ -	$ 34,140	$ 698,145
40-B30648A	City Department Buildout at Marlins Garage	6/1/2009	Real Estate and Asset Management	Citywide	Active	Planning	Parking Revenue Bonds-Taxable Series 2010B	City Funds	34000	Public Facilities	$ 1,881,364	$ 1,771,850	$ 109,514	$ 1,881,364	$ -
40-B30648A	City Department Buildout at Marlins Garage	6/1/2009	Real Estate and Asset Management	Citywide	Active	Planning	Structural Settlement	Private	34000	Public Facilities	$ 128,017	$ -	$ -	$ -	$ 128,017
40-B30680	Rockerman Canal Improvements	9/1/2009	Resilience and Public Works	2	Active	Final Completion	Stormwater Utility Trust Fund	City Funds	38000	Storm Sewers	$ 286,599	$ 254,721	$ 4,950	$ 259,671	$ 26,928
40-B30680	Rockerman Canal Improvements	9/1/2009	Resilience and Public Works	2	Active	Final Completion	Stormwater Utility Trust Fund 2008	City Funds	38000	Storm Sewers	$ 272,726	$ 272,282	$ (0)	$ 272,282	$ 444
40-B30680	Rockerman Canal Improvements	9/1/2009	Resilience and Public Works	2	Active	Final Completion	Homeland Defense Bond Series 3	City Funds	38000	Storm Sewers	$ 65,000	$ 65,000	$ -	$ 65,000	$ -
40-B30680	Rockerman Canal Improvements	9/1/2009	Resilience and Public Works	2	Active	Final Completion	Rockerman Canal Special Assessment	City Funds	38000	Storm Sewers	$ 272,490	$ 267,288	$ -	$ 267,288	$ 5,202
40-B30687	Coconut Grove Business Improvement District	4/1/2010	Resilience and Public Works	2	Active	Administrative Close-Out	Contribution from Special Revenue Fund	City Funds	36000	Streets and Sidewalks	$ 53,326	$ 1,103	$ -	$ 1,103	$ 52,222
40-B30687	Coconut Grove Business Improvement District	4/1/2010	Resilience and Public Works	2	Active	Administrative Close-Out	Street Bonds - Series 2007	City Funds	36000	Streets and Sidewalks	$ 1,306,471	$ 1,306,471	$ -	$ 1,306,471	$ -

Detailed Report by Capital Project Number

Project Number	Project Name	Initial Funding Date	Client	District	Status	Phase	Award Name	Award Type	Fund Number	Fund Description	Budget	Actual	Encumbrances	Total Cost	Total Available
40-B30687	Coconut Grove Business Improvement District	4/1/2010	Resilience and Public Works	2	Active	Administrative Close-Out	Parking Surcharge	City Funds	36000	Streets and Sidewalks	$ 1,650,000	$ 1,561,669	$ 83,955	$ 1,645,623	$ 4,377
40-B30687	Coconut Grove Business Improvement District	4/1/2010	Resilience and Public Works	2	Active	Administrative Close-Out	Local Option Gas Tax	City Funds	36000	Streets and Sidewalks	$ 14,968	$ 4,193	$ 10,775	$ 14,968	$ -
40-B30687	Coconut Grove Business Improvement District	4/1/2010	Resilience and Public Works	2	Active	Administrative Close-Out	Homeland Defense Bond Series 3	City Funds	36000	Streets and Sidewalks	$ 149,264	$ 149,264	$ -	$ 149,264	$ -
40-B30687	Coconut Grove Business Improvement District	4/1/2010	Resilience and Public Works	2	Active	Administrative Close-Out	Street Bonds - Series 2009	City Funds	36000	Streets and Sidewalks	$ 1,775,722	$ 1,775,722	$ 0	$ 1,775,722	$ -
40-B30687	Coconut Grove Business Improvement District	4/1/2010	Resilience and Public Works	2	Active	Administrative Close-Out	Miami-Dade County Transportation Surtax and Gas Tax	County	36000	Streets and Sidewalks	$ 1,529,000	$ 1,345,802	$ 7,032	$ 1,352,834	$ 176,166
40-B30687	Coconut Grove Business Improvement District	4/1/2010	Resilience and Public Works	2	Active	Administrative Close-Out	Street Bonds - Series 2018C	Debt Proceeds	36000	Streets and Sidewalks	$ 12,760	$ 12,597	$ -	$ 12,597	$ 163
40-B30687	Coconut Grove Business Improvement District	4/1/2010	Resilience and Public Works	2	Active	Administrative Close-Out	Coconut Grove Business Improvement District	Other Local Units	36000	Streets and Sidewalks	$ 500,000	$ 484,387	$ 15,613	$ 500,000	$ -
40-B30688	Marine Stadium Restoration	4/1/2010	Real Estate and Asset Management	Citywide	Active	Dry-Run/Permit	Contribution from General Fund	City Funds	34000	Public Facilities	$ 5,520,585	$ 1,357,807	$ 25,239	$ 1,383,046	$ 4,137,539
40-B30688	Marine Stadium Restoration	4/1/2010	Real Estate and Asset Management	Citywide	Active	Dry-Run/Permit	Homeland Defense Bond Series 3	City Funds	34000	Public Facilities	$ 24,846	$ 24,846	$ -	$ 24,846	$ -
40-B30688	Marine Stadium Restoration	4/1/2010	Real Estate and Asset Management	Citywide	Active	Dry-Run/Permit	Florida Historic Preservation	State	34000	Public Facilities	$ 1,000,000	$ 1,000,000	$ -	$ 1,000,000	$ -
40-B30688	Marine Stadium Restoration	4/1/2010	Real Estate and Asset Management	Citywide	Active	Dry-Run/Permit	National Trust for Historic Preservation	Private	34000	Public Facilities	$ 80,000	$ 80,000	$ -	$ 80,000	$ -
40-B30688	Marine Stadium Restoration	4/1/2010	Real Estate and Asset Management	Citywide	Active	Dry-Run/Permit	Marine Stadium Museum Complex Financing	City Funds	34000	Public Facilities	$ 38,000,000	$ 4,164,430	$ 29,615	$ 4,194,045	$ 33,805,955
40-B30688	Marine Stadium Restoration	4/1/2010	Real Estate and Asset Management	Citywide	Active	Dry-Run/Permit	Donation - Makaira, Inc	Private	34000	Public Facilities	$ 25,000	$ -	$ -	$ -	$ 25,000
40-B30688	Marine Stadium Restoration	4/1/2010	Real Estate and Asset Management	Citywide	Active	Dry-Run/Permit	National Trust for Historic Preservation	Private	34000	Public Facilities	$ 86,513	$ -	$ -	$ -	$ 86,513
40-B30688	Marine Stadium Restoration	4/1/2010	Real Estate and Asset Management	Citywide	Active	Dry-Run/Permit	Florida Inland Navigation District	State	34000	Public Facilities	$ 693,605	$ 693,605	$ -	$ 693,605	$ -
40-B30688	Marine Stadium Restoration	4/1/2010	Real Estate and Asset Management	Citywide	Active	Dry-Run/Permit	Miami-Dade County General Obligation Bond	County	34000	Public Facilities	$ 3,000,000	$ 2,392,960	$ 158,079	$ 2,551,039	$ 448,961
40-B30700	FDEP Drainage Wells Compliance	9/1/2010	Resilience and Public Works	Citywide	Adopted	Planning	Local Option Gas Tax	City Funds	38000	Storm Sewers	$ 500,000	$ 500,000	$ -	$ 500,000	$ -
40-B30700	FDEP Drainage Wells Compliance	9/1/2010	Resilience and Public Works	Citywide	Adopted	Planning	Contribution from General Fund	City Funds	38000	Storm Sewers	$ 150,000	$ 150,000	$ 0	$ 150,000	$ -
40-B30700	FDEP Drainage Wells Compliance	9/1/2010	Resilience and Public Works	Citywide	Adopted	Planning	Stormwater Utility Trust Fund 2008	City Funds	38000	Storm Sewers	$ 904,934	$ 827,616	$ 57,988	$ 885,604	$ 19,330
40-B30723	NW 24th Avenue Roadway Improvement	11/1/2013	Resilience and Public Works	1	Active	Administrative Close-Out	Local Option Gas Tax	City Funds	36000	Streets and Sidewalks	$ 50,000	$ 18,005	$ 29,695	$ 47,700	$ 2,300
40-B30723	NW 24th Avenue Roadway Improvement	11/1/2013	Resilience and Public Works	1	Active	Administrative Close-Out	Transit Half-Cent Surtax	City Funds	36000	Streets and Sidewalks	$ 1,398,652	$ 1,293,781	$ 72,124	$ 1,365,905	$ 32,747
40-B30723	NW 24th Avenue Roadway Improvement	11/1/2013	Resilience and Public Works	1	Active	Administrative Close-Out	Local Option Gas Tax	City Funds	36000	Streets and Sidewalks	$ 98	$ -	$ -	$ -	$ 98
40-B30723	NW 24th Avenue Roadway Improvement	11/1/2013	Resilience and Public Works	1	Active	Administrative Close-Out	Street Bonds - Series 2009	City Funds	36000	Streets and Sidewalks	$ 13,507	$ 13,507	$ -	$ 13,507	$ -
40-B30723	NW 24th Avenue Roadway Improvement	11/1/2013	Resilience and Public Works	1	Active	Administrative Close-Out	Citywide Landscape	City Funds	36000	Streets and Sidewalks	$ 67,279	$ 31,090	$ -	$ 31,090	$ 36,189
40-B30723	NW 24th Avenue Roadway Improvement	11/1/2013	Resilience and Public Works	1	Active	Administrative Close-Out	Miami-Dade County	County	36000	Streets and Sidewalks	$ 25,865	$ 20,175	$ -	$ 20,175	$ 5,690
40-B30723	NW 24th Avenue Roadway Improvement	11/1/2013	Resilience and Public Works	1	Active	Administrative Close-Out	Street Bonds - Series 2018C	Debt Proceeds	36000	Streets and Sidewalks	$ 727	$ 727	$ -	$ 727	$ -
40-B30723	NW 24th Avenue Roadway Improvement	11/1/2013	Resilience and Public Works	1	Active	Administrative Close-Out	Miami-Dade County WASD	County	36000	Streets and Sidewalks	$ 274,222	$ 241,612	$ 32,610	$ 274,222	$ -
40-B30727T	NW 18th Avenue Roadway Improvement Project - D1 Tree	9/1/2013	Resilience and Public Works	1	Active	Dry-Run/Permit	Citywide Landscape	City Funds	33000	Disaster Recovery	$ 90,000	$ 29,376	$ -	$ 29,376	$ 60,624

Detailed Report by Capital Project Number

Project Number	Project Name	Initial Funding Date	Client	District	Status	Phase	Award Name	Award Type	Fund Number	Fund Description	Budget	Actual	Encumbrances	Total Cost	Total Available
40-B30737	South Bayshore Lane/Fairview Street (East & West) -D2	5/14/2015	Resilience and Public Works	2	Active	Dry-Run/Permit	Local Option Gas Tax	City Funds	36000	Streets and Sidewalks	$ 10,834	$ 6,561	$ -	$ 6,561	$ 4,273
40-B30737	South Bayshore Lane/Fairview Street (East & West) -D2	5/14/2015	Resilience and Public Works	2	Active	Dry-Run/Permit	Stormwater Utility Trust Fund	City Funds	36000	Streets and Sidewalks	$ 50,759	$ -	$ -	$ -	$ 50,759
40-B30737	South Bayshore Lane/Fairview Street (East & West) -D2	5/14/2015	Resilience and Public Works	2	Active	Dry-Run/Permit	Transit Half-Cent Surtax	City Funds	36000	Streets and Sidewalks	$ 1,963,718	$ 490,414	$ 8,278	$ 498,692	$ 1,465,025
40-B30737	South Bayshore Lane/Fairview Street (East & West) -D2	5/14/2015	Resilience and Public Works	2	Active	Dry-Run/Permit	Contribution from Special Revenue Fund	City Funds	36000	Streets and Sidewalks	$ 369	$ -	$ -	$ -	$ 369
40-B30737	South Bayshore Lane/Fairview Street (East & West) -D2	5/14/2015	Resilience and Public Works	2	Active	Dry-Run/Permit	Parking Surcharge	City Funds	36000	Streets and Sidewalks	$ 30,396	$ -	$ -	$ -	$ 30,396
40-B30737	South Bayshore Lane/Fairview Street (East & West) -D2	5/14/2015	Resilience and Public Works	2	Active	Dry-Run/Permit	Contribution from General Fund	City Funds	36000	Streets and Sidewalks	$ 151,441	$ 74,179	$ 0	$ 74,179	$ 77,261
40-B30737	South Bayshore Lane/Fairview Street (East & West) -D2	5/14/2015	Resilience and Public Works	2	Active	Dry-Run/Permit	Local Option Gas Tax	City Funds	36000	Streets and Sidewalks	$ 41,291	$ -	$ -	$ -	$ 41,291
40-B30737	South Bayshore Lane/Fairview Street (East & West) -D2	5/14/2015	Resilience and Public Works	2	Active	Dry-Run/Permit	Street Bonds - Series 2009	City Funds	36000	Streets and Sidewalks	$ 10,326	$ 10,326	$ -	$ 10,326	$ -
40-B30737	South Bayshore Lane/Fairview Street (East & West) -D2	5/14/2015	Resilience and Public Works	2	Active	Dry-Run/Permit	Miami-Dade County WASD	County	36000	Streets and Sidewalks	$ 18,307	$ 16,307	$ 2,000	$ 18,307	$ -
40-B30737	South Bayshore Lane/Fairview Street (East & West) -D2	5/14/2015	Resilience and Public Works	2	Active	Dry-Run/Permit	Street Bonds - Series 2018C	Debt Proceeds	36000	Streets and Sidewalks	$ 715	$ 715	$ -	$ 715	$ -
40-B30737	South Bayshore Lane/Fairview Street (East & West) -D2	5/14/2015	Resilience and Public Works	2	Active	Dry-Run/Permit	Miami Forever Bond	Debt Proceeds	36000	Streets and Sidewalks	$ 1,800,000	$ 809,875	$ 68,625	$ 878,500	$ 921,500
40-B30737	South Bayshore Lane/Fairview Street (East & West) -D2	5/14/2015	Resilience and Public Works	2	Active	Dry-Run/Permit	Miami-Dade County WASD	County	36000	Streets and Sidewalks	$ 155,272	$ 137,924	$ 17,348	$ 155,272	$ -
40-B30737	South Bayshore Lane/Fairview Street (East & West) -D2	5/14/2015	Resilience and Public Works	2	Active	Dry-Run/Permit	Miami-Dade County General Obligation Bond	County	36000	Streets and Sidewalks	$ 583,802	$ -	$ -	$ -	$ 583,802
40-B30737	South Bayshore Lane/Fairview Street (East & West) -D2	5/14/2015	Resilience and Public Works	2	Active	Dry-Run/Permit	Miami Forever Bond	Debt Proceeds	36000	Streets and Sidewalks	$ 6,390,000	$ 2,027	$ -	$ 2,027	$ 6,387,973
40-B30756	NW 30th Street Improvement-D1	1/1/2016	Resilience and Public Works	1	Active	Design	Transit Half-Cent Surtax	City Funds	36000	Streets and Sidewalks	$ 306,674	$ 263,082	$ 43,592	$ 306,674	$ -
40-B30756	NW 30th Street Improvement-D1	1/1/2016	Resilience and Public Works	1	Active	Design	Contribution from General Fund	City Funds	36000	Streets and Sidewalks	$ 761,000	$ 88,403	$ -	$ 88,403	$ 672,597
40-B30756	NW 30th Street Improvement-D1	1/1/2016	Resilience and Public Works	1	Active	Design	Local Option Gas Tax	City Funds	36000	Streets and Sidewalks	$ 317,439	$ 5,138	$ -	$ 5,138	$ 312,301
40-B30756	NW 30th Street Improvement-D1	1/1/2016	Resilience and Public Works	1	Active	Design	Street Bonds - Series 2009	City Funds	36000	Streets and Sidewalks	$ 111,668	$ 111,668	$ -	$ 111,668	$ -
40-B30756	NW 30th Street Improvement-D1	1/1/2016	Resilience and Public Works	1	Active	Design	Miami-Dade County WASD	County	36000	Streets and Sidewalks	$ 66,466	$ 51,872	$ 14,594	$ 66,466	$ -
40-B30756	NW 30th Street Improvement-D1	1/1/2016	Resilience and Public Works	1	Active	Design	Street Bonds - Series 2018C	Debt Proceeds	36000	Streets and Sidewalks	$ 36,499	$ 36,499	$ -	$ 36,499	$ -
40-B30833	SW 1st Ave between SW 15 and SW 7th Street - D2	11/1/2013	Resilience and Public Works	2	Active	Construction	Local Option Gas Tax	City Funds	36000	Streets and Sidewalks	$ 99,414	$ 99,414	$ (0)	$ 99,414	$ -
40-B30833	SW 1st Ave between SW 15 and SW 7th Street - D2	11/1/2013	Resilience and Public Works	2	Active	Construction	Transit Half-Cent Surtax	City Funds	36000	Streets and Sidewalks	$ 435,940	$ 435,940	$ -	$ 435,940	$ -
40-B30833	SW 1st Ave between SW 15 and SW 7th Street - D2	11/1/2013	Resilience and Public Works	2	Active	Construction	Parking Surcharge	City Funds	36000	Streets and Sidewalks	$ 705,973	$ 692,946	$ 11,729	$ 704,675	$ 1,299
40-B30833	SW 1st Ave between SW 15 and SW 7th Street - D2	11/1/2013	Resilience and Public Works	2	Active	Construction	Homeland Defense Bond Series 3	City Funds	36000	Streets and Sidewalks	$ 13,509	$ 13,509	$ -	$ 13,509	$ -

Detailed Report by Capital Project Number

Project Number	Project Name	Initial Funding Date	Client	District	Status	Phase	Award Name	Award Type	Fund Number	Fund Description	Budget	Actual	Encumbrances	Total Cost	Total Available
40-B30836	South Grove Phase 3 Roadway and Drainage Improvements D2	12/1/2013	Resilience and Public Works	2	Active	Administrative Close-Out	Transit Half-Cent Surtax	City Funds	36000	Streets and Sidewalks	$ 4,240	$ 4,240	$ -	$ 4,240	$ -
40-B30836	South Grove Phase 3 Roadway and Drainage Improvements D2	12/1/2013	Resilience and Public Works	2	Active	Administrative Close-Out	Stormwater Utility Trust Fund	City Funds	36000	Streets and Sidewalks	$ 55,250	$ 39,769	$ 15,481	$ 55,250	$ -
40-B30836	South Grove Phase 3 Roadway and Drainage Improvements D2	12/1/2013	Resilience and Public Works	2	Active	Administrative Close-Out	Transit Half-Cent Surtax	City Funds	36000	Streets and Sidewalks	$ 1,157,645	$ 1,123,473	$ 34,172	$ 1,157,645	$ -
40-B30836	South Grove Phase 3 Roadway and Drainage Improvements D2	12/1/2013	Resilience and Public Works	2	Active	Administrative Close-Out	Street Bonds - Series 2007	City Funds	36000	Streets and Sidewalks	$ 766	$ 766	$ -	$ 766	$ -
40-B30836	South Grove Phase 3 Roadway and Drainage Improvements D2	12/1/2013	Resilience and Public Works	2	Active	Administrative Close-Out	Contribution from General Fund	City Funds	36000	Streets and Sidewalks	$ 64,968	$ 63,483	$ 1,485	$ 64,968	$ -
40-B30836	South Grove Phase 3 Roadway and Drainage Improvements D2	12/1/2013	Resilience and Public Works	2	Active	Administrative Close-Out	Stormwater Utility Trust Fund 2008	City Funds	36000	Streets and Sidewalks	$ 2,981	$ 2,878	$ 103	$ 2,981	$ -
40-B30836	South Grove Phase 3 Roadway and Drainage Improvements D2	12/1/2013	Resilience and Public Works	2	Active	Administrative Close-Out	Local Option Gas Tax	City Funds	36000	Streets and Sidewalks	$ 25,899	$ 25,843	$ 56	$ 25,899	$ -
40-B30836	South Grove Phase 3 Roadway and Drainage Improvements D2	12/1/2013	Resilience and Public Works	2	Active	Administrative Close-Out	Street Bonds - Series 2009	City Funds	36000	Streets and Sidewalks	$ 108,044	$ 108,044	$ -	$ 108,044	$ -
40-B30836	South Grove Phase 3 Roadway and Drainage Improvements D2	12/1/2013	Resilience and Public Works	2	Active	Administrative Close-Out	Miami-Dade County WASD	County	36000	Streets and Sidewalks	$ 63,182	$ 63,182	$ -	$ 63,182	$ -
40-B30836	South Grove Phase 3 Roadway and Drainage Improvements D2	12/1/2013	Resilience and Public Works	2	Active	Administrative Close-Out	Miami-Dade County WASD	County	36000	Streets and Sidewalks	$ 477,839	$ 477,839	$ -	$ 477,839	$ -
40-B30846	Bayhomes Drive Drainage Improvements D2	10/1/2015	Resilience and Public Works	2	Active	Design	Transit Half-Cent Surtax	City Funds	36000	Streets and Sidewalks	$ 31,000	$ 31,000	$ -	$ 31,000	$ -
40-B30846	Bayhomes Drive Drainage Improvements D2	10/1/2015	Resilience and Public Works	2	Active	Design	Contribution from General Fund	City Funds	36000	Streets and Sidewalks	$ 494,000	$ 357,375	$ 113,730	$ 471,105	$ 22,895
40-B30846	Bayhomes Drive Drainage Improvements D2	10/1/2015	Resilience and Public Works	2	Active	Design	Miami-Dade County General Obligation Bond	County	36000	Streets and Sidewalks	$ 525,000	$ 238,184	$ 97,324	$ 335,509	$ 189,491
40-B30865G	Environmental Remediation - Citywide	1/1/2014	Office of Capital Improvements	Citywide	Active	Monitoring	Contribution from General Fund	City Funds	31000	General Government	$ 1,256,714	$ 1,152,734	$ 101,215	$ 1,253,949	$ 2,765
40-B30865G	Environmental Remediation - Citywide	1/1/2014	Office of Capital Improvements	Citywide	Active	Monitoring	Homeland Defense Bond Series 3	City Funds	31000	General Government	$ 1,702,973	$ 1,702,973	$ -	$ 1,702,973	$ -
40-B30865G	Environmental Remediation - Citywide	1/1/2014	Office of Capital Improvements	Citywide	Active	Monitoring	Homeland Defense Series 2 Interest	City Funds	31000	General Government	$ 131,517	$ 131,517	$ -	$ 131,517	$ -
40-B30865G	Environmental Remediation - Citywide	1/1/2014	Office of Capital Improvements	Citywide	Active	Monitoring	Homeland Defense Series 3 Interest	City Funds	31000	General Government	$ 353,486	$ 353,486	$ -	$ 353,486	$ -
40-B30865G	Environmental Remediation - Citywide	1/1/2014	Office of Capital Improvements	Citywide	Active	Monitoring	Contribution from General Fund-SSL	City Funds	31000	General Government	$ 423,578	$ 409,251	$ 11,148	$ 420,399	$ 3,179
40-B30874	Brickell Avenue SE 15 Road to SE 8 Street - D2	11/1/2014	Resilience and Public Works	2	Active	Final Completion	Local Option Gas Tax	City Funds	36000	Streets and Sidewalks	$ 32,900	$ 32,900	$ -	$ 32,900	$ -
40-B30874	Brickell Avenue SE 15 Road to SE 8 Street - D2	11/1/2014	Resilience and Public Works	2	Active	Final Completion	Contribution from Special Revenue Fund	City Funds	36000	Streets and Sidewalks	$ 24,347	$ 24,347	$ -	$ 24,347	$ -
40-B30874	Brickell Avenue SE 15 Road to SE 8 Street - D2	11/1/2014	Resilience and Public Works	2	Active	Final Completion	Parking Surcharge	City Funds	36000	Streets and Sidewalks	$ 2,040,000	$ 1,350,485	$ 305,691	$ 1,656,176	$ 383,824
40-B30896	PH I: NW 29th Street (NW 7 Ave to NW 2 Ave) - D5	11/1/2013	Resilience and Public Works	5	Adopted	Planning	Transit Half-Cent Surtax	City Funds	36000	Streets and Sidewalks	$ 5,020	$ 4,387	$ 633	$ 5,020	$ -
40-B30896	PH I: NW 29th Street (NW 7 Ave to NW 2 Ave) - D5	11/1/2013	Resilience and Public Works	5	Adopted	Planning	Local Option Gas Tax	City Funds	36000	Streets and Sidewalks	$ 65,515	$ 2,510	$ (0)	$ 2,510	$ 63,005
40-B30896	PH I: NW 29th Street (NW 7 Ave to NW 2 Ave) - D5	11/1/2013	Resilience and Public Works	5	Adopted	Planning	Transit Half-Cent Surtax	City Funds	36000	Streets and Sidewalks	$ 62,819	$ 55,518	$ 7,301	$ 62,819	$ -

Detailed Report by Capital Project Number

Project Number	Project Name	Initial Funding Date	Client	District	Status	Phase	Award Name	Award Type	Fund Number	Fund Description	Budget	Actual	Encumbrances	Total Cost	Total Available
40-B30941	Downtown Signage and Wayfinding System	9/1/2014	Resilience and Public Works	Citywide	Active	Final Completion	Downtown Developmental Regional Impact (DDRI)	City Funds	36000	Streets and Sidewalks	$ 304,876	$ 26,778	$ 114,765	$ 141,543	$ 163,333
40-B30941	Downtown Signage and Wayfinding System	9/1/2014	Resilience and Public Works	Citywide	Active	Final Completion	Contribution from Special Revenue Fund	City Funds	36000	Streets and Sidewalks	$ 4,421	$ -	$ -	$ -	$ 4,421
40-B30941	Downtown Signage and Wayfinding System	9/1/2014	Resilience and Public Works	Citywide	Active	Final Completion	Parking Surcharge	City Funds	36000	Streets and Sidewalks	$ 578,597	$ 365,832	$ 120,061	$ 485,893	$ 92,703
40-B30941	Downtown Signage and Wayfinding System	9/1/2014	Resilience and Public Works	Citywide	Active	Final Completion	Florida Department of Transportation	Federal Pass Through State	36000	Streets and Sidewalks	$ 1,000,000	$ 767,521	$ 232,479	$ 1,000,000	$ -
40-B30941	Downtown Signage and Wayfinding System	9/1/2014	Resilience and Public Works	Citywide	Active	Final Completion	Downtown Development Authority	Other Local Units	36000	Streets and Sidewalks	$ 500,000	$ 398,480	$ 99,235	$ 497,716	$ 2,284
40-B30960	La Pastorita Traffic Calming and Miscellaneous Improvements - D4	7/11/2013	Resilience and Public Works	4	Active	Final Completion	Transit Half-Cent Surtax	City Funds	36000	Streets and Sidewalks	$ 16,489	$ 16,489	$ -	$ 16,489	$ -
40-B30960	La Pastorita Traffic Calming and Miscellaneous Improvements - D4	7/11/2013	Resilience and Public Works	4	Active	Final Completion	Transit Half-Cent Surtax	City Funds	36000	Streets and Sidewalks	$ 63,516	$ 63,507	$ 0	$ 63,507	$ 9
40-B30960	La Pastorita Traffic Calming and Miscellaneous Improvements - D4	7/11/2013	Resilience and Public Works	4	Active	Final Completion	Contribution from Special Revenue Fund	City Funds	36000	Streets and Sidewalks	$ 11,053	$ 4,782	$ 6,270	$ 11,053	$ -
40-B30960	La Pastorita Traffic Calming and Miscellaneous Improvements - D4	7/11/2013	Resilience and Public Works	4	Active	Final Completion	Street Bonds - Series 2007	City Funds	36000	Streets and Sidewalks	$ 59,294	$ 59,294	$ -	$ 59,294	$ -
40-B30960	La Pastorita Traffic Calming and Miscellaneous Improvements - D4	7/11/2013	Resilience and Public Works	4	Active	Final Completion	Local Option Gas Tax	City Funds	36000	Streets and Sidewalks	$ 16,814	$ 13,048	$ 3,766	$ 16,814	$ -
40-B30960	La Pastorita Traffic Calming and Miscellaneous Improvements - D4	7/11/2013	Resilience and Public Works	4	Active	Final Completion	Street Bonds - Series 2009	City Funds	36000	Streets and Sidewalks	$ 263,376	$ 263,376	$ -	$ 263,376	$ -
40-B30960	La Pastorita Traffic Calming and Miscellaneous Improvements - D4	7/11/2013	Resilience and Public Works	4	Active	Final Completion	Contribution from General Fund-SSL	City Funds	36000	Streets and Sidewalks	$ 42,571	$ 41,171	$ 1,400	$ 42,571	$ -
40-B30966	SW 5 St between 27 Ave & 28 Ave Street Improvement - D4	11/1/2013	Resilience and Public Works	3	Active	Final Completion	Transit Half-Cent Surtax	City Funds	36000	Streets and Sidewalks	$ 8,491	$ 8,491	$ -	$ 8,491	$ -
40-B30966	SW 5 St between 27 Ave & 28 Ave Street Improvement - D4	11/1/2013	Resilience and Public Works	3	Active	Final Completion	Transit Half-Cent Surtax	City Funds	36000	Streets and Sidewalks	$ 246,960	$ 191,968	$ 14,991	$ 206,960	$ 40,000
40-B30966	SW 5 St between 27 Ave & 28 Ave Street Improvement - D4	11/1/2013	Resilience and Public Works	3	Active	Final Completion	Contribution from General Fund	City Funds	36000	Streets and Sidewalks	$ 56,192	$ 26,048	$ 30,145	$ 56,192	$ -
40-B30966	SW 5 St between 27 Ave & 28 Ave Street Improvement - D4	11/1/2013	Resilience and Public Works	3	Active	Final Completion	Street Bonds - Series 2009	City Funds	36000	Streets and Sidewalks	$ 28,700	$ 28,700	$ -	$ 28,700	$ -
40-B30966	SW 5 St between 27 Ave & 28 Ave Street Improvement - D4	11/1/2013	Resilience and Public Works	3	Active	Final Completion	Miami-Dade County WASD	County	36000	Streets and Sidewalks	$ 39,411	$ 38,985	$ 425	$ 39,411	$ -
40-B30966	SW 5 St between 27 Ave & 28 Ave Street Improvement - D4	11/1/2013	Resilience and Public Works	3	Active	Final Completion	Miami-Dade County WASD	County	36000	Streets and Sidewalks	$ 198,970	$ 145,089	$ 51,910	$ 197,000	$ 1,970
40-B30966	SW 5 St between 27 Ave & 28 Ave Street Improvement - D4	11/1/2013	Resilience and Public Works	3	Active	Final Completion	Street Bonds - Series 2018C	Debt Proceeds	36000	Streets and Sidewalks	$ 17,130	$ 12,298	$ 4,832	$ 17,130	$ -

Detailed Report by Capital Project Number

Project Number	Project Name	Initial Funding Date	Client	District	Status	Phase	Award Name	Award Type	Fund Number	Fund Description	Budget	Actual	Encumbrances	Total Cost	Total Available
40-B30969	SW 30th Ct (SW 12th Street and SW 13th Street) - D4	12/1/2013	Resilience and Public Works	4	Active	Administrative Close-Out	Transit Half-Cent Surtax	City Funds	36000	Streets and Sidewalks	$ 65,055	$ 65,055	$ -	$ 65,055	$ -
40-B30969	SW 30th Ct (SW 12th Street and SW 13th Street) - D4	12/1/2013	Resilience and Public Works	4	Active	Administrative Close-Out	Stormwater Utility Trust Fund 2008	City Funds	36000	Streets and Sidewalks	$ 189,901	$ 183,104	$ 6,797	$ 189,901	$ -
40-B30988	North District Police Station Misc. Repairs	2/1/2013	Police	Citywide	Adopted	Planning	Contribution from General Fund	City Funds	32000	Public Safety	$ 25,523	$ 25,523	$ -	$ 25,523	$ -
40-B30988	North District Police Station Misc. Repairs	2/1/2013	Police	Citywide	Adopted	Planning	Impact Fees	City Funds	32000	Public Safety	$ 13,777	$ 13,777	$ -	$ 13,777	$ -
40-B30988	North District Police Station Misc. Repairs	2/1/2013	Police	Citywide	Adopted	Planning	Contribution from General Fund	City Funds	32000	Public Safety	$ 86,172	$ 73,862	$ -	$ 73,862	$ 12,310
40-B30992	Riverview and Lawrence Pump Stations	6/1/2012	Resilience and Public Works	3	Active	Construction	Local Option Gas Tax	City Funds	38000	Storm Sewers	$ 500,000	$ 500,000	$ -	$ 500,000	$ -
40-B30992	Riverview and Lawrence Pump Stations	6/1/2012	Resilience and Public Works	3	Active	Construction	Contribution from Special Revenue Fund	City Funds	38000	Storm Sewers	$ 588,500	$ 247,721	$ 340,779	$ 588,500	$ -
40-B30992	Riverview and Lawrence Pump Stations	6/1/2012	Resilience and Public Works	3	Active	Construction	Stormwater Utility Trust Fund 2008	City Funds	38000	Storm Sewers	$ 1,871,910	$ 1,434,041	$ 394,754	$ 1,828,796	$ 43,114
40-B35002	Virginia Key Landfill Assessment	9/30/2006	Parks and Recreation	Citywide	Active	Monitoring	Miami-Dade County Dept of Environmental Resources	County	31000	General Government	$ 650,000	$ 650,000	$ -	$ 650,000	$ -
40-B35002	Virginia Key Landfill Assessment	9/30/2006	Parks and Recreation	Citywide	Active	Monitoring	Sunshine State Government Financing Commission Loan #2	City Funds	31000	General Government	$ 98,557	$ 98,557	$ -	$ 98,557	$ -
40-B35002	Virginia Key Landfill Assessment	9/30/2006	Parks and Recreation	Citywide	Active	Monitoring	Homeland Defense Bond Series 3	City Funds	31000	General Government	$ 70,282	$ 70,282	$ -	$ 70,282	$ -
40-B35002	Virginia Key Landfill Assessment	9/30/2006	Parks and Recreation	Citywide	Active	Monitoring	Contribution from General Fund-SSL	City Funds	31000	General Government	$ 69,790	$ 69,463	$ -	$ 69,463	$ 327
40-B35806	Curtis Park New Pool Facility and Boat Ramp Improvement	9/30/2006	Parks and Recreation	1	Active	Final Completion	Impact Fees	City Funds	35000	Parks and Recreation	$ 9,295	$ 9,295	$ -	$ 9,295	$ -
40-B35806	Curtis Park New Pool Facility and Boat Ramp Improvement	9/30/2006	Parks and Recreation	1	Active	Final Completion	Homeland Defense Bond Series 2	City Funds	35000	Parks and Recreation	$ 85,683	$ 85,683	$ -	$ 85,683	$ 0
40-B35806	Curtis Park New Pool Facility and Boat Ramp Improvement	9/30/2006	Parks and Recreation	1	Active	Final Completion	Homeland Defense Bond	City Funds	35000	Parks and Recreation	$ 2,768	$ 2,768	$ -	$ 2,768	$ -
40-B35806	Curtis Park New Pool Facility and Boat Ramp Improvement	9/30/2006	Parks and Recreation	1	Active	Final Completion	Impact Fees	City Funds	35000	Parks and Recreation	$ 2,844,680	$ 2,809,651	$ 31,192	$ 2,840,843	$ 3,837
40-B35806	Curtis Park New Pool Facility and Boat Ramp Improvement	9/30/2006	Parks and Recreation	1	Active	Final Completion	Contribution from General Fund	City Funds	35000	Parks and Recreation	$ 1,881,313	$ 1,545,951	$ 255,829	$ 1,801,780	$ 79,533
40-B35806	Curtis Park New Pool Facility and Boat Ramp Improvement	9/30/2006	Parks and Recreation	1	Active	Final Completion	Sunshine State Government Financing Commission Loan #2	City Funds	35000	Parks and Recreation	$ 132,620	$ 132,620	$ -	$ 132,620	$ -
40-B35806	Curtis Park New Pool Facility and Boat Ramp Improvement	9/30/2006	Parks and Recreation	1	Active	Final Completion	Homeland Defense Bond Series 3	City Funds	35000	Parks and Recreation	$ 260,475	$ 260,475	$ 0	$ 260,475	$ -
40-B35806	Curtis Park New Pool Facility and Boat Ramp Improvement	9/30/2006	Parks and Recreation	1	Active	Final Completion	Contribution from General Fund-SSL	City Funds	35000	Parks and Recreation	$ 482,360	$ 365,204	$ 117,156	$ 482,360	$ -
40-B35806	Curtis Park New Pool Facility and Boat Ramp Improvement	9/30/2006	Parks and Recreation	1	Active	Final Completion	Florida Inland Navigation District	State	35000	Parks and Recreation	$ 190,050	$ 190,050	$ -	$ 190,050	$ -
40-B35808B	Curtis Park Pool - FF&E	10/1/2015	Parks and Recreation	1	Active	Final Completion	Impact Fees	City Funds	35000	Parks and Recreation	$ 50,000	$ 31,498	$ 889	$ 32,387	$ 17,613
40-B35838	Kennedy Park Restrooms Building Improvements	9/30/2006	Parks and Recreation	2	Active	Administrative Close-Out	Homeland Defense Bond Series 1	City Funds	35000	Parks and Recreation	$ 333	$ 333	$ -	$ 333	$ -
40-B35838	Kennedy Park Restrooms Building Improvements	9/30/2006	Parks and Recreation	2	Active	Administrative Close-Out	Impact Fees	City Funds	35000	Parks and Recreation	$ 4,900	$ 4,900	$ -	$ 4,900	$ -

Table of Contents

Detailed Report by Capital Project Number

Project Number	Project Name	Initial Funding Date	Client	District	Status	Phase	Award Name	Award Type	Fund Number	Fund Description	Budget	Actual	Encumbrances	Total Cost	Total Available
40-B35838	Kennedy Park Restrooms Building Improvements	9/30/2006	Parks and Recreation	2	Active	Administrative Close-Out	Sanitary Sewer Non-Bond	City Funds	35000	Parks and Recreation	$ 1,002,983	$ 997,992	$ 1	$ 997,993	$ 4,990
40-B35838	Kennedy Park Restrooms Building Improvements	9/30/2006	Parks and Recreation	2	Active	Administrative Close-Out	Impact Fees	City Funds	35000	Parks and Recreation	$ 526,062	$ 520,201	$ 5,860	$ 526,062	$ -
40-B35838	Kennedy Park Restrooms Building Improvements	9/30/2006	Parks and Recreation	2	Active	Administrative Close-Out	Sunshine State Government Financing Commission Loan #2	City Funds	35000	Parks and Recreation	$ 4,161	$ 4,161	$ -	$ 4,161	$ -
40-B35838	Kennedy Park Restrooms Building Improvements	9/30/2006	Parks and Recreation	2	Active	Administrative Close-Out	Homeland Defense Bond Series 3	City Funds	35000	Parks and Recreation	$ 61,195	$ 61,195	$ (0)	$ 61,195	$ 0
40-B35838	Kennedy Park Restrooms Building Improvements	9/30/2006	Parks and Recreation	2	Active	Administrative Close-Out	Contribution from General Fund-SSL	City Funds	35000	Parks and Recreation	$ 15,843	$ 15,615	$ -	$ 15,615	$ 228
40-B35838S	Kennedy Park Restroom Building Improvements - Sanitary	9/1/2012	Parks and Recreation	2	Active	Administrative Close-Out	Sanitary Sewer Non-Bond	City Funds	37000	Sanitary Sewers	$ 199,250	$ 193,934	$ 5,316	$ 199,250	$ -
40-B35861B	Maximo Gomez/Domino Park Restroom Improvements D3	7/1/2013	Parks and Recreation	3	Adopted	Planning	Impact Fees	City Funds	35000	Parks and Recreation	$ 200,968	$ 169,576	$ 31,392	$ 200,968	$ -
40-B35861B	Maximo Gomez/Domino Park Restroom Improvements D3	7/1/2013	Parks and Recreation	3	Adopted	Planning	Homeland Defense Bond Series 1 & 2 - Interest	City Funds	35000	Parks and Recreation	$ 29,241	$ 8,709	$ -	$ 8,709	$ 20,532
40-B35861B	Maximo Gomez/Domino Park Restroom Improvements D3	7/1/2013	Parks and Recreation	3	Adopted	Planning	Homeland Defense Bond Series 3	City Funds	35000	Parks and Recreation	$ 73,468	$ 73,468	$ -	$ 73,468	$ -
40-B35895A	Recreation Plan Master Plan	10/1/2015	Parks and Recreation	Citywide	Active	Administrative Close-Out	Contribution from General Fund	City Funds	35000	Parks and Recreation	$ 250,000	$ 165,957	$ 13,767	$ 179,724	$ 70,276
40-B39910K	Bayside Historic Sign - D2	9/1/2010	Resilience and Public Works	5	Active	Administrative Close-Out	Parking Surcharge	City Funds	36000	Streets and Sidewalks	$ 34,125	$ 34,125	$ -	$ 34,125	$ -
40-B39910K	Bayside Historic Sign - D2	9/1/2010	Resilience and Public Works	5	Active	Administrative Close-Out	Contribution from General Fund	City Funds	36000	Streets and Sidewalks	$ 25,000	$ 18,986	$ -	$ 18,986	$ 6,014
40-B39910K	Bayside Historic Sign - D2	9/1/2010	Resilience and Public Works	5	Active	Administrative Close-Out	Homeland Defense Bond Series 3	City Funds	36000	Streets and Sidewalks	$ 22,875	$ 22,875	$ -	$ 22,875	$ -
40-B40347	Grove Park Road Improvements PH II - D3	7/1/2014	Resilience and Public Works	1	Active	Final Completion	Transit Half-Cent Surtax	City Funds	36000	Streets and Sidewalks	$ 162,537	$ 155,526	$ 7,011	$ 162,537	$ -
40-B40347	Grove Park Road Improvements PH II - D3	7/1/2014	Resilience and Public Works	1	Active	Final Completion	Street Bonds - Series 2007	City Funds	36000	Streets and Sidewalks	$ 20,990	$ 20,990	$ -	$ 20,990	$ -
40-B40347	Grove Park Road Improvements PH II - D3	7/1/2014	Resilience and Public Works	1	Active	Final Completion	Contribution from General Fund	City Funds	36000	Streets and Sidewalks	$ 78,000	$ 73,335	$ -	$ 73,335	$ 4,665
40-B40347	Grove Park Road Improvements PH II - D3	7/1/2014	Resilience and Public Works	1	Active	Final Completion	Stormwater Utility Trust Fund 2008	City Funds	36000	Streets and Sidewalks	$ 55,649	$ 15,573	$ 40,076	$ 55,649	$ -
40-B40347	Grove Park Road Improvements PH II - D3	7/1/2014	Resilience and Public Works	1	Active	Final Completion	Street Bonds - Series 2009	City Funds	36000	Streets and Sidewalks	$ 901,384	$ 894,891	$ 6,493	$ 901,384	$ -
40-B40347	Grove Park Road Improvements PH II - D3	7/1/2014	Resilience and Public Works	1	Active	Final Completion	Miami-Dade County General Obligation Bond	County	36000	Streets and Sidewalks	$ 2,840,000	$ 843,048	$ 301,044	$ 1,144,092	$ 1,695,908
40-B40347	Grove Park Road Improvements PH II - D3	7/1/2014	Resilience and Public Works	1	Active	Final Completion	Miami-Dade County WASD	County	36000	Streets and Sidewalks	$ 51,300	$ 51,300	$ -	$ 51,300	$ -
40-B40347	Grove Park Road Improvements PH II - D3	7/1/2014	Resilience and Public Works	1	Active	Final Completion	Miami-Dade County WASD	County	36000	Streets and Sidewalks	$ 684,449	$ 528,807	$ 112,874	$ 641,681	$ 42,767
40-B40347	Grove Park Road Improvements PH II - D3	7/1/2014	Resilience and Public Works	1	Active	Final Completion	Street Bonds - Series 2018C	Debt Proceeds	36000	Streets and Sidewalks	$ 65,946	$ 48,259	$ 17,682	$ 65,941	$ 5
40-B40454A	Spring Gdn Pk Seawall & Kayak	5/14/2015	Parks and Recreation	1	Active	Administrative Close-Out	Impact Fees	City Funds	35000	Parks and Recreation	$ 75,000	$ 73,849	$ -	$ 73,849	$ 1,151
40-B40454A	Spring Gdn Pk Seawall & Kayak	5/14/2015	Parks and Recreation	1	Active	Administrative Close-Out	Florida Inland Navigation District	State	35000	Parks and Recreation	$ 49,844	$ 49,844	$ -	$ 49,844	$ -
40-B40454A	Spring Gdn Pk Seawall & Kayak	5/14/2015	Parks and Recreation	1	Active	Administrative Close-Out	Impact Fees - Parks	City Funds	35000	Parks and Recreation	$ 1,244,303	$ 1,242,788	$ -	$ 1,242,788	$ 1,515
40-B40454A	Spring Gdn Pk Seawall & Kayak	5/14/2015	Parks and Recreation	1	Active	Administrative Close-Out	Florida Inland Navigation District	State	35000	Parks and Recreation	$ 552,309	$ 552,309	$ -	$ 552,309	$ -
40-B40454C	Alice Wainwright Park Seawall and Baywalk	5/14/2015	Parks and Recreation	2	Active	Administrative Close-Out	Impact Fees	City Funds	35000	Parks and Recreation	$ 62,500	$ 61,510	$ 990	$ 62,500	$ -
40-B40454C	Alice Wainwright Park Seawall and Baywalk	5/14/2015	Parks and Recreation	2	Active	Administrative Close-Out	Contribution from General Fund	City Funds	35000	Parks and Recreation	$ 1,545,685	$ 1,544,621	$ -	$ 1,544,621	$ 1,064

Detailed Report by Capital Project Number

Project Number	Project Name	Initial Funding Date	Client	District	Status	Phase	Award Name	Award Type	Fund Number	Fund Description	Budget	Actual	Encumbrances	Total Cost	Total Available
40-B40454C	Alice Wainwright Park Seawall and Baywalk	5/14/2015	Parks and Recreation	2	Active	Administrative Close-Out	Miami Forever Bond	Debt Proceeds	35000	Parks and Recreation	$ 2,650,000	$ 2,544,108	$ 990	$ 2,545,098	$ 104,902
40-B40454C	Alice Wainwright Park Seawall and Baywalk	5/14/2015	Parks and Recreation	2	Active	Administrative Close-Out	Florida Inland Navigation District	State	35000	Parks and Recreation	$ 2,134,861	$ 2,134,861	$ -	$ 2,134,861	$ -
40-B40457	Kinloch Park Building Addition - D1	7/1/2013	Parks and Recreation	1	Active	Administrative Close-Out	Contribution from Special Revenue Fund	City Funds	35000	Parks and Recreation	$ 200,000	$ 197,907	$ 923	$ 198,830	$ 1,170
40-B40457	Kinloch Park Building Addition - D1	7/1/2013	Parks and Recreation	1	Active	Administrative Close-Out	Homeland Defense Bond Series 2	City Funds	35000	Parks and Recreation	$ 47,843	$ 47,843	$ -	$ 47,843	$ -
40-B40457	Kinloch Park Building Addition - D1	7/1/2013	Parks and Recreation	1	Active	Administrative Close-Out	Impact Fees	City Funds	35000	Parks and Recreation	$ 660,683	$ 660,683	$ -	$ 660,683	$ -
40-B40457	Kinloch Park Building Addition - D1	7/1/2013	Parks and Recreation	1	Active	Administrative Close-Out	Homeland Defense Bond Series 3	City Funds	35000	Parks and Recreation	$ 49,429	$ 49,429	$ -	$ 49,429	$ -
40-B40457	Kinloch Park Building Addition - D1	7/1/2013	Parks and Recreation	1	Active	Administrative Close-Out	Miami-Dade County General Obligation Bond	County	35000	Parks and Recreation	$ 1,299,220	$ 1,299,220	$ -	$ 1,299,220	$ -
40-B40457	Kinloch Park Building Addition - D1	7/1/2013	Parks and Recreation	1	Active	Administrative Close-Out	Impact Fees - Parks	City Funds	35000	Parks and Recreation	$ 300,000	$ 298,804	$ 1,196	$ 300,000	$ -
40-B40500	Grove Mini Park Playground - D3	6/23/2016	Parks and Recreation	3	Active	Administrative Close-Out	Impact Fees	City Funds	35000	Parks and Recreation	$ 282,950	$ 266,273	$ 16,676	$ 282,950	$ -
40-B40500	Grove Mini Park Playground - D3	6/23/2016	Parks and Recreation	3	Active	Administrative Close-Out	Contribution from General Fund	City Funds	35000	Parks and Recreation	$ 2,616	$ 2,616	$ -	$ 2,616	$ -
40-B40510	Legion Park Improvements	10/1/2014	Parks and Recreation	5	Active	Final Completion	Contribution from Special Revenue Fund	City Funds	35000	Parks and Recreation	$ 16,933	$ 16,160	$ -	$ 16,160	$ 773
40-B40510	Legion Park Improvements	10/1/2014	Parks and Recreation	5	Active	Final Completion	Impact Fees	City Funds	35000	Parks and Recreation	$ 241,082	$ 205,568	$ 35,514	$ 241,082	$ -
40-B40510	Legion Park Improvements	10/1/2014	Parks and Recreation	5	Active	Final Completion	Contribution from General Fund	City Funds	35000	Parks and Recreation	$ 150,000	$ 141,902	$ 0	$ 141,902	$ 8,098
40-B40510	Legion Park Improvements	10/1/2014	Parks and Recreation	5	Active	Final Completion	Impact Fees - Parks	City Funds	35000	Parks and Recreation	$ 1,331,349	$ 1,250,514	$ 10,711	$ 1,261,225	$ 70,125
40-B40510	Legion Park Improvements	10/1/2014	Parks and Recreation	5	Active	Final Completion	Miami Forever Bond	Debt Proceeds	35000	Parks and Recreation	$ 263,000	$ 263,000	$ -	$ 263,000	$ -
40-B40510	Legion Park Improvements	10/1/2014	Parks and Recreation	5	Active	Final Completion	Surety Payment Bonds	Private	35000	Parks and Recreation	$ 288,060	$ 288,060	$ -	$ 288,060	$ -
40-B40510A	Legion Park Community Building Improvements	3/9/2017	Parks and Recreation	5	Active	Construction	Impact Fees	City Funds	35000	Parks and Recreation	$ 134,296	$ 51,218	$ 556	$ 51,774	$ 82,522
40-B40510A	Legion Park Community Building Improvements	3/9/2017	Parks and Recreation	5	Active	Construction	Contribution from General Fund	City Funds	35000	Parks and Recreation	$ 1,438,598	$ 1,272,130	$ 165,092	$ 1,437,222	$ 1,376
40-B40510A	Legion Park Community Building Improvements	3/9/2017	Parks and Recreation	5	Active	Construction	Impact Fees - Parks	City Funds	35000	Parks and Recreation	$ 2,706,051	$ 2,304,042	$ 302,009	$ 2,606,051	$ 100,000
40-B40510A	Legion Park Community Building Improvements	3/9/2017	Parks and Recreation	5	Active	Construction	Miami Forever Bond	Debt Proceeds	35000	Parks and Recreation	$ 825,000	$ 773,662	$ 51,338	$ 825,000	$ -
40-B40516	Little Haiti Soccer Park	10/1/2014	Parks and Recreation	5	Active	Planning	Impact Fees	City Funds	35000	Parks and Recreation	$ 1,708,346	$ 1,589,979	$ 118,366	$ 1,708,346	$ -
40-B40516	Little Haiti Soccer Park	10/1/2014	Parks and Recreation	5	Active	Planning	Impact Fees - Parks	City Funds	35000	Parks and Recreation	$ 94,203	$ 94,203	$ -	$ 94,203	$ -
40-B40519	Little Haiti Freedom Garden Park	10/1/2014	Parks and Recreation	5	Active	Planning	Impact Fees	City Funds	35000	Parks and Recreation	$ 50,000	$ -	$ -	$ -	$ 50,000
40-B40521	Little River Pocket Park Playground	10/1/2014	Parks and Recreation	5	Active	Planning	Impact Fees	City Funds	35000	Parks and Recreation	$ 50,000	$ -	$ -	$ -	$ 50,000
40-B40523	Manatee Bend Park	10/1/2014	Parks and Recreation	5	Active	Administrative Close-Out	Impact Fees	City Funds	35000	Parks and Recreation	$ 49,395	$ 43,209	$ 5,762	$ 48,971	$ 424
40-B40523	Manatee Bend Park	10/1/2014	Parks and Recreation	5	Active	Administrative Close-Out	Contribution from General Fund	City Funds	35000	Parks and Recreation	$ 119,398	$ 119,398	$ -	$ 119,398	$ -
40-B40532	Morningside Park Floating Dock	10/1/2014	Parks and Recreation	2	Active	Administrative Close-Out	Impact Fees	City Funds	35000	Parks and Recreation	$ 50,000	$ 48,203	$ 1,797	$ 50,000	$ -
40-B40532	Morningside Park Floating Dock	10/1/2014	Parks and Recreation	2	Active	Administrative Close-Out	Contribution from General Fund	City Funds	35000	Parks and Recreation	$ 132,174	$ 132,174	$ -	$ 132,174	$ -
40-B40532	Morningside Park Floating Dock	10/1/2014	Parks and Recreation	2	Active	Administrative Close-Out	Impact Fees - Parks	City Funds	35000	Parks and Recreation	$ 31,836	$ 31,836	$ -	$ 31,836	$ -
40-B40532	Morningside Park Floating Dock	10/1/2014	Parks and Recreation	2	Active	Administrative Close-Out	Florida Inland Navigation District	State	35000	Parks and Recreation	$ 13,069	$ 13,069	$ -	$ 13,069	$ -

Detailed Report by Capital Project Number

Project Number	Project Name	Initial Funding Date	Client	District	Status	Phase	Award Name	Award Type	Fund Number	Fund Description	Budget	Actual	Encumbrances	Total Cost	Total Available
40-B40532	Morningside Park Floating Dock	10/1/2014	Parks and Recreation	2	Active	Administrative Close-Out	Florida Inland Navigation District	State	35000	Parks and Recreation	$ 79,649	$ 79,649	$ -	$ 79,649	$ -
40-B40547	CW Pks Playground Replacements	10/1/2015	Parks and Recreation	Citywide	Active	Construction	Contribution from General Fund	City Funds	35000	Parks and Recreation	$ 544,064	$ 542,720	$ 1,344	$ 544,064	$ -
40-B40563	Shenandoah Park Pool Renovation	10/1/2014	Parks and Recreation	4	Active	Construction	Sanitary Sewer Non-Bond	City Funds	35000	Parks and Recreation	$ 2,075,257	$ 1,965,969	$ 109,288	$ 2,075,257	$ -
40-B40563	Shenandoah Park Pool Renovation	10/1/2014	Parks and Recreation	4	Active	Construction	Contribution from Special Revenue Fund	City Funds	35000	Parks and Recreation	$ 456,000	$ 436,000	$ 20,000	$ 456,000	$ -
40-B40563	Shenandoah Park Pool Renovation	10/1/2014	Parks and Recreation	4	Active	Construction	Impact Fees	City Funds	35000	Parks and Recreation	$ 4,929,000	$ 4,926,089	$ 2,911	$ 4,929,000	$ -
40-B40563	Shenandoah Park Pool Renovation	10/1/2014	Parks and Recreation	4	Active	Construction	Contribution from General Fund	City Funds	35000	Parks and Recreation	$ 360,218	$ 132,993	$ 4,940	$ 137,933	$ 222,285
40-B40563	Shenandoah Park Pool Renovation	10/1/2014	Parks and Recreation	4	Active	Construction	Impact Fees - Parks	City Funds	35000	Parks and Recreation	$ 5,056,000	$ 5,056,000	$ -	$ 5,056,000	$ -
40-B40563	Shenandoah Park Pool Renovation	10/1/2014	Parks and Recreation	4	Active	Construction	Miami Forever Bond	Debt Proceeds	35000	Parks and Recreation	$ 600,000	$ 600,000	$ -	$ 600,000	$ -
40-B40566	Spring Garden Point Park Historic Building	10/1/2014	Parks and Recreation	1	Active	Design	Impact Fees	City Funds	35000	Parks and Recreation	$ 804,059	$ 122,459	$ 62,215	$ 184,674	$ 619,385
40-B40566	Spring Garden Point Park Historic Building	10/1/2014	Parks and Recreation	1	Active	Design	Impact Fees - Parks	City Funds	35000	Parks and Recreation	$ 300,000	$ 25,760	$ 361	$ 26,121	$ 273,879
40-B40566	Spring Garden Point Park Historic Building	10/1/2014	Parks and Recreation	1	Active	Design	Miami Forever Bond	Debt Proceeds	35000	Parks and Recreation	$ 850,000	$ 126,259	$ 67,922	$ 194,180	$ 655,820
40-B40571	Virrick Park New Pool Facility - D2	5/14/2015	Parks and Recreation	2	Active	Construction	Sanitary Sewer Non-Bond	City Funds	35000	Parks and Recreation	$ 1,645,603	$ 102,657	$ 1,474,746	$ 1,577,403	$ 68,200
40-B40571	Virrick Park New Pool Facility - D2	5/14/2015	Parks and Recreation	2	Active	Construction	Impact Fees	City Funds	35000	Parks and Recreation	$ 2,644,540	$ 2,612,657	$ 31,883	$ 2,644,540	$ -
40-B40571	Virrick Park New Pool Facility - D2	5/14/2015	Parks and Recreation	2	Active	Construction	Contribution from General Fund	City Funds	35000	Parks and Recreation	$ 355,072	$ 186,649	$ 40,782	$ 227,431	$ 127,640
40-B40571	Virrick Park New Pool Facility - D2	5/14/2015	Parks and Recreation	2	Active	Construction	Contribution from General Fund-SSL	City Funds	35000	Parks and Recreation	$ 328,336	$ 293,625	$ 34,711	$ 328,336	$ -
40-B40571	Virrick Park New Pool Facility - D2	5/14/2015	Parks and Recreation	2	Active	Construction	Impact Fees - Parks	City Funds	35000	Parks and Recreation	$ 3,720,980	$ 3,059,696	$ 661,285	$ 3,720,980	$ -
40-B40581	Douglas Park Community Center	10/1/2014	Parks and Recreation	4	Active	Bidding	Sanitary Sewer Non-Bond	City Funds	35000	Parks and Recreation	$ 73,629	$ 5,272	$ -	$ 5,272	$ 68,357
40-B40581	Douglas Park Community Center	10/1/2014	Parks and Recreation	4	Active	Bidding	Contribution from Special Revenue Fund	City Funds	35000	Parks and Recreation	$ 37,409	$ -	$ -	$ -	$ 37,409
40-B40581	Douglas Park Community Center	10/1/2014	Parks and Recreation	4	Active	Bidding	Impact Fees	City Funds	35000	Parks and Recreation	$ 728,344	$ 693,715	$ 29,032	$ 722,747	$ 5,597
40-B40581	Douglas Park Community Center	10/1/2014	Parks and Recreation	4	Active	Bidding	Contribution from General Fund	City Funds	35000	Parks and Recreation	$ 39,512	$ 17,720	$ -	$ 17,720	$ 21,792
40-B40581	Douglas Park Community Center	10/1/2014	Parks and Recreation	4	Active	Bidding	Contribution from General Fund-SSL	City Funds	35000	Parks and Recreation	$ 55,189	$ 30,231	$ 20,484	$ 50,716	$ 4,474
40-B40581	Douglas Park Community Center	10/1/2014	Parks and Recreation	4	Active	Bidding	Impact Fees - Parks	City Funds	35000	Parks and Recreation	$ 199,332	$ 77,557	$ -	$ 77,557	$ 121,775
40-B40581	Douglas Park Community Center	10/1/2014	Parks and Recreation	4	Active	Bidding	Miami Forever Bond	Debt Proceeds	35000	Parks and Recreation	$ 1,000,000	$ 232,021	$ 357,969	$ 589,990	$ 410,010
40-B40581	Douglas Park Community Center	10/1/2014	Parks and Recreation	4	Active	Bidding	Miami Forever Bond	Debt Proceeds	35000	Parks and Recreation	$ 940,000	$ 3,000	$ -	$ 3,000	$ 937,000
40-B40584	Virginia Key Kayak Launch	10/1/2014	Parks and Recreation	2	Active	Administrative Close-Out	Impact Fees	City Funds	35000	Parks and Recreation	$ 450,000	$ 412,687	$ 37,313	$ 450,000	$ -
40-B40584	Virginia Key Kayak Launch	10/1/2014	Parks and Recreation	2	Active	Administrative Close-Out	Donation - Nicholson Construction Land Use	Donation	35000	Parks and Recreation	$ 50,000	$ 50,000	$ -	$ 50,000	$ -
40-B40584	Virginia Key Kayak Launch	10/1/2014	Parks and Recreation	2	Active	Administrative Close-Out	Impact Fees - Parks	City Funds	35000	Parks and Recreation	$ 711,458	$ 704,703	$ 6,727	$ 711,430	$ 28
40-B40584	Virginia Key Kayak Launch	10/1/2014	Parks and Recreation	2	Active	Administrative Close-Out	Florida Inland Navigation District	State	35000	Parks and Recreation	$ 651,494	$ 651,494	$ -	$ 651,494	$ -
40-B40595	Hadley Park Resurface and Repair Pools - D5	10/1/2014	Parks and Recreation	5	Active	Administrative Close-Out	Contribution from General Fund	City Funds	35000	Parks and Recreation	$ 478,747	$ 477,999	$ 328	$ 478,327	$ 420
40-B40595	Hadley Park Resurface and Repair Pools - D5	10/1/2014	Parks and Recreation	5	Active	Administrative Close-Out	Contribution from General Fund-SSL	City Funds	35000	Parks and Recreation	$ 439,117	$ 438,998	$ 68	$ 439,066	$ 51
40-B40598A	Underline Project - 10 mile Park Contribution D2	11/1/2014	Parks and Recreation	2	Active	Planning	Impact Fees	City Funds	35000	Parks and Recreation	$ 30,810	$ 30,810	$ -	$ 30,810	$ -

Detailed Report by Capital Project Number

Project Number	Project Name	Initial Funding Date	Client	District	Status	Phase	Award Name	Award Type	Fund Number	Fund Description	Budget	Actual	Encumbrances	Total Cost	Total Available
40-B40598A	Underline Project - 10 mile Park Contribution D2	11/1/2014	Parks and Recreation	2	Active	Planning	Impact Fees - Parks	City Funds	35000	Parks and Recreation	$ 15,969,190	$ 15,969,190	$ -	$ 15,969,190	$ -
40-B40604	Remediation of Virginia Key Composting Facility	11/1/2014	Solid Waste	Citywide	Active	Monitoring	Contribution from General Fund	City Funds	31000	General Government	$ 38,172	$ 33,746	$ 4,426	$ 38,172	$ -
40-B40605	Remediation of Former Star Gas Station	11/1/2014	Housing and Community Development	5	Active	Monitoring	Contribution from General Fund	City Funds	31000	General Government	$ 16,500	$ 8,671	$ (0)	$ 8,671	$ 7,829
40-B40606	Fire Rescue Training Center Enviromental Remediation	11/1/2014	Fire-Rescue	Citywide	Active	Monitoring	Environmental Remediation Loan	City Funds	32000	Public Safety	$ 510,291	$ 464,423	$ 19,617	$ 484,040	$ 26,251
40-B40610	Curtis Park Environmental Remediation Project	11/1/2014	Parks and Recreation	1	Active	Administrative Close-Out	Contribution from General Fund	City Funds	35000	Parks and Recreation	$ 2,414,707	$ 2,413,338	$ 1,341	$ 2,414,679	$ 28
40-B40610	Curtis Park Environmental Remediation Project	11/1/2014	Parks and Recreation	1	Active	Administrative Close-Out	Environmental Remediation Loan	City Funds	35000	Parks and Recreation	$ 4,447,593	$ 4,432,516	$ 10,870	$ 4,443,386	$ 4,208
40-B40642	Fomer Shamrock Gas Station Environmental Remediation Project	11/1/2014	Housing and Community Development	5	Active	Monitoring	Environmental Remediation Loan	City Funds	31000	General Government	$ 86,627	$ 78,252	$ -	$ 78,252	$ 8,375
40-B40668	Marine Stadium Flex - Park Development	1/8/2015	Parks and Recreation	Citywide	Active	Monitoring	Contribution from General Fund	City Funds	34000	Public Facilities	$ 4,386,295	$ 4,379,778	$ 3,021	$ 4,382,799	$ 3,496
40-B40668	Marine Stadium Flex - Park Development	1/8/2015	Parks and Recreation	Citywide	Active	Monitoring	Marine Stadium Financing	Debt Proceeds	34000	Public Facilities	$ 16,000,000	$ 14,320,470	$ 165,989	$ 14,486,458	$ 1,513,542
40-B40668	Marine Stadium Flex - Park Development	1/8/2015	Parks and Recreation	Citywide	Active	Monitoring	National Marine Manufacturers Association	Donation	34000	Public Facilities	$ 3,253,000	$ 3,239,336	$ 13,570	$ 3,252,906	$ 94
40-B40668	Marine Stadium Flex - Park Development	1/8/2015	Parks and Recreation	Citywide	Active	Monitoring	Florida Inland Navigation District	State	34000	Public Facilities	$ 58,243	$ 58,243	$ 0	$ 58,243	$ -
40-B40708	Plaza de la Cubanidad D3	10/1/2015	Parks and Recreation	3	Active	Dry-Run/Permit	Impact Fees	City Funds	35000	Parks and Recreation	$ 200,000	$ 132,058	$ 67,942	$ 200,000	$ -
40-B40708	Plaza de la Cubanidad D3	10/1/2015	Parks and Recreation	3	Active	Dry-Run/Permit	Impact Fees - Parks	City Funds	35000	Parks and Recreation	$ 989,061	$ 86,062	$ 674,862	$ 760,923	$ 228,137
40-B40710	Mayor Parks, Street and Light Improvements	10/1/2015	Parks and Recreation	Citywide	Active	Annual Capital Refurbishment	Contribution from General Fund	City Funds	35000	Parks and Recreation	$ 207,249	$ 114,189	$ 500	$ 114,689	$ 92,560
40-B40711	D1 Parks, Streets, and Lighting Improvements	5/14/2015	Resilience and Public Works	1	Active	Annual Capital Refurbishment	Contribution from General Fund	City Funds	35000	Parks and Recreation	$ 3,681,567	$ -	$ -	$ -	$ 3,681,567
40-B40712	D2 Park, Street, and Lighting Improvovement	5/14/2015	Resilience and Public Works	2	Active	Annual Capital Refurbishment	Contribution from General Fund	City Funds	35000	Parks and Recreation	$ 3,099,057	$ 431,103	$ -	$ 431,103	$ 2,667,954
40-B40713	D3 Parks, Streets, and Lighting Improvements	10/1/2015	Parks and Recreation	3	Active	Pre-Construction	Impact Fees	City Funds	35000	Parks and Recreation	$ 447,865	$ 428,637	$ 19,228	$ 447,865	$ -
40-B40713	D3 Parks, Streets, and Lighting Improvements	10/1/2015	Parks and Recreation	3	Active	Pre-Construction	Contribution from General Fund	City Funds	35000	Parks and Recreation	$ 2,135,324	$ 1,194,837	$ 393,800	$ 1,588,637	$ 546,687
40-B40713A	D3 Parks, Streets, Affordable Housing, and Lighting Improvements Reserve	10/12/2017	Parks and Recreation	3	Adopted	Planning	Contribution from General Fund	City Funds	35000	Parks and Recreation	$ 908,000	$ -	$ 500,000	$ 500,000	$ 408,000
40-B40714	D4 Parks, Streets, and Lighting Improvements	10/1/2015	Resilience and Public Works	4	Active	Annual Capital Refurbishment	Transit Half-Cent Surtax	City Funds	35000	Parks and Recreation	$ 2,977	$ -	$ -	$ -	$ 2,977
40-B40714	D4 Parks, Streets, and Lighting Improvements	10/1/2015	Resilience and Public Works	4	Active	Annual Capital Refurbishment	Transit Half-Cent Surtax	City Funds	35000	Parks and Recreation	$ 22,171	$ -	$ -	$ -	$ 22,171
40-B40714	D4 Parks, Streets, and Lighting Improvements	10/1/2015	Resilience and Public Works	4	Active	Annual Capital Refurbishment	Contribution from General Fund	City Funds	35000	Parks and Recreation	$ 3,395,565	$ 1,324,947	$ 879,559	$ 2,204,506	$ 1,191,058
40-B40714	D4 Parks, Streets, and Lighting Improvements	10/1/2015	Resilience and Public Works	4	Active	Annual Capital Refurbishment	Stormwater Utility Trust Fund 2008	City Funds	35000	Parks and Recreation	$ 17,741	$ -	$ -	$ -	$ 17,741
40-B40715	D5 Park, Street, and Lighting Improvement	5/14/2015	Resilience and Public Works	5	Active	Annual Capital Refurbishment	Contribution from General Fund	City Funds	35000	Parks and Recreation	$ 2,120,466	$ -	$ -	$ -	$ 2,120,466
40-B43114B	Public Works Miscellaneous Sidewalk Replacement	8/1/2013	Resilience and Public Works	Citywide	Adopted	Planning	Local Option Gas Tax	City Funds	36000	Streets and Sidewalks	$ 27,434	$ 12,735	$ -	$ 12,735	$ 14,699
40-B43114B	Public Works Miscellaneous Sidewalk Replacement	8/1/2013	Resilience and Public Works	Citywide	Adopted	Planning	Transit Half-Cent Surtax	City Funds	36000	Streets and Sidewalks	$ 198,682	$ 198,682	$ -	$ 198,682	$ -

Detailed Report by Capital Project Number

Project Number	Project Name	Initial Funding Date	Client	District	Status	Phase	Award Name	Award Type	Fund Number	Fund Description	Budget	Actual	Encumbrances	Total Cost	Total Available
40-B43114B	Public Works Miscellaneous Sidewalk Replacement	8/1/2013	Resilience and Public Works	Citywide	Adopted	Planning	Contribution from Special Revenue Fund	City Funds	36000	Streets and Sidewalks	$ 671,950	$ 671,950	$ -	$ 671,950	$ 1
40-B43114B	Public Works Miscellaneous Sidewalk Replacement	8/1/2013	Resilience and Public Works	Citywide	Adopted	Planning	Local Option Gas Tax	City Funds	36000	Streets and Sidewalks	$ 968,800	$ 968,800	$ -	$ 968,800	$ -
40-B43114B	Public Works Miscellaneous Sidewalk Replacement	8/1/2013	Resilience and Public Works	Citywide	Adopted	Planning	Homeland Defense Bond Series 3	City Funds	36000	Streets and Sidewalks	$ 77,796	$ 77,796	$ -	$ 77,796	$ -
40-B50104	NW 13th Street from NW 35th Avenue to NW 37th Avenue - D1	9/1/2014	Resilience and Public Works	1	Active	Bidding	Transit Half-Cent Surtax	City Funds	36000	Streets and Sidewalks	$ 124,073	$ 114,092	$ 9,981	$ 124,073	$ -
40-B50104	NW 13th Street from NW 35th Avenue to NW 37th Avenue - D1	9/1/2014	Resilience and Public Works	1	Active	Bidding	Stormwater Utility Trust Fund	City Funds	36000	Streets and Sidewalks	$ 5,882	$ 5,882	$ -	$ 5,882	$ -
40-B50104	NW 13th Street from NW 35th Avenue to NW 37th Avenue - D1	9/1/2014	Resilience and Public Works	1	Active	Bidding	Storm Sewer-Non Bond Revenues	City Funds	36000	Streets and Sidewalks	$ 46,815	$ 44,488	$ 35	$ 44,523	$ 2,291
40-B50104	NW 13th Street from NW 35th Avenue to NW 37th Avenue - D1	9/1/2014	Resilience and Public Works	1	Active	Bidding	Transit Half-Cent Surtax	City Funds	36000	Streets and Sidewalks	$ 2,449,950	$ 32,473	$ 19,777	$ 52,250	$ 2,397,700
40-B50104	NW 13th Street from NW 35th Avenue to NW 37th Avenue - D1	9/1/2014	Resilience and Public Works	1	Active	Bidding	Contribution from General Fund	City Funds	36000	Streets and Sidewalks	$ 75,539	$ 36,044	$ -	$ 36,044	$ 39,495
40-B50104	NW 13th Street from NW 35th Avenue to NW 37th Avenue - D1	9/1/2014	Resilience and Public Works	1	Active	Bidding	Local Option Gas Tax	City Funds	36000	Streets and Sidewalks	$ 463,765	$ 16,240	$ -	$ 16,240	$ 447,526
40-B50104	NW 13th Street from NW 35th Avenue to NW 37th Avenue - D1	9/1/2014	Resilience and Public Works	1	Active	Bidding	Street Bonds - Series 2009	City Funds	36000	Streets and Sidewalks	$ 53,548	$ 53,548	$ -	$ 53,548	$ -
40-B50104	NW 13th Street from NW 35th Avenue to NW 37th Avenue - D1	9/1/2014	Resilience and Public Works	1	Active	Bidding	Miami-Dade County WASD	County	36000	Streets and Sidewalks	$ 26,319	$ 18,850	$ 7,470	$ 26,319	$ -
40-B50104	NW 13th Street from NW 35th Avenue to NW 37th Avenue - D1	9/1/2014	Resilience and Public Works	1	Active	Bidding	Street Bonds - Series 2018C	Debt Proceeds	36000	Streets and Sidewalks	$ 20,542	$ 20,542	$ -	$ 20,542	$ -
40-B50104T	NW 13th Street from NW 35th Avenue to NW 37th Avenue -D1 Tree	8/1/2015	Resilience and Public Works	1	Active	Dry-Run/Permit	Citywide Landscape	City Funds	33000	Disaster Recovery	$ 26,000	$ 1,426	$ -	$ 1,426	$ 24,574
40-B50112	NW 13 Avenue from NW 21 Street and NW 23 Street D-1,4	1/1/2016	Resilience and Public Works	1	On-Hold	Administrative Close-Out	Impact Fees	City Funds	36000	Streets and Sidewalks	$ 1,104	$ 1,104	$ -	$ 1,104	$ -
40-B50112	NW 13 Avenue from NW 21 Street and NW 23 Street D-1,4	1/1/2016	Resilience and Public Works	1	On-Hold	Administrative Close-Out	Storm Sewer-Non Bond Revenues	City Funds	36000	Streets and Sidewalks	$ 4,713	$ 3,380	$ -	$ 3,380	$ 1,333
40-B50112	NW 13 Avenue from NW 21 Street and NW 23 Street D-1,4	1/1/2016	Resilience and Public Works	1	On-Hold	Administrative Close-Out	Transit Half-Cent Surtax	City Funds	36000	Streets and Sidewalks	$ 46,672	$ 46,672	$ -	$ 46,672	$ -
40-B50112	NW 13 Avenue from NW 21 Street and NW 23 Street D-1,4	1/1/2016	Resilience and Public Works	1	On-Hold	Administrative Close-Out	Contribution from General Fund	City Funds	36000	Streets and Sidewalks	$ 143,404	$ 40,760	$ 19,427	$ 60,188	$ 83,216
40-B50112	NW 13 Avenue from NW 21 Street and NW 23 Street D-1,4	1/1/2016	Resilience and Public Works	1	On-Hold	Administrative Close-Out	Stormwater Utility Trust Fund 2008	City Funds	36000	Streets and Sidewalks	$ 56,753	$ 51,022	$ -	$ 51,022	$ 5,731
40-B50112	NW 13 Avenue from NW 21 Street and NW 23 Street D-1,4	1/1/2016	Resilience and Public Works	1	On-Hold	Administrative Close-Out	Local Option Gas Tax	City Funds	36000	Streets and Sidewalks	$ 66,051	$ -	$ -	$ -	$ 66,051
40-B50112	NW 13 Avenue from NW 21 Street and NW 23 Street D-1,4	1/1/2016	Resilience and Public Works	1	On-Hold	Administrative Close-Out	Street Bonds - Series 2018C	Debt Proceeds	36000	Streets and Sidewalks	$ 479,313	$ 58,990	$ -	$ 58,990	$ 420,323
40-B50205	SE 12 Terrace Roadway Improvements - D2	6/23/2016	Resilience and Public Works	2	Active	Administrative Close-Out	Contribution from General Fund	City Funds	36000	Streets and Sidewalks	$ 83,466	$ 82,586	$ 880	$ 83,466	$ -

Table of Contents

Detailed Report by Capital Project Number

Project Number	Project Name	Initial Funding Date	Client	District	Status	Phase	Award Name	Award Type	Fund Number	Fund Description	Budget	Actual	Encumbrances	Total Cost	Total Available
40-B50305	SW 18 ST from 12 Ave to 18 Ave D3	1/1/2016	Resilience and Public Works	3	Active	Administrative Close-Out	Transit Half-Cent Surtax	City Funds	36000	Streets and Sidewalks	$ 141,662	$ 141,534	$ 0	$ 141,534	$ 128
40-B50308	SW 5 Avenue (21-22 RD) and SW 21 RD (SW 5 - SW 4) D3	1/1/2016	Resilience and Public Works	3	Active	Final Completion	Local Option Gas Tax	City Funds	36000	Streets and Sidewalks	$ 108,895	$ 107,737	$ 0	$ 107,737	$ 1,158
40-B50308	SW 5 Avenue (21-22 RD) and SW 21 RD (SW 5 - SW 4) D3	1/1/2016	Resilience and Public Works	3	Active	Final Completion	Transit Half-Cent Surtax	City Funds	36000	Streets and Sidewalks	$ 10,500	$ 10,500	$ -	$ 10,500	$ -
40-B50308	SW 5 Avenue (21-22 RD) and SW 21 RD (SW 5 - SW 4) D3	1/1/2016	Resilience and Public Works	3	Active	Final Completion	Stormwater Utility Trust Fund 2008	City Funds	36000	Streets and Sidewalks	$ 70,000	$ 62,259	$ -	$ 62,259	$ 7,741
40-B50309	SW 9 Ave (23 RD to 22 Rd) D3	1/1/2016	Resilience and Public Works	3	Active	Construction	Transit Half-Cent Surtax	City Funds	36000	Streets and Sidewalks	$ 1,070	$ -	$ -	$ -	$ 1,070
40-B50309	SW 9 Ave (23 RD to 22 Rd) D3	1/1/2016	Resilience and Public Works	3	Active	Construction	Local Option Gas Tax	City Funds	36000	Streets and Sidewalks	$ 97,000	$ 18,699	$ 1,494	$ 20,193	$ 76,807
40-B50309	SW 9 Ave (23 RD to 22 Rd) D3	1/1/2016	Resilience and Public Works	3	Active	Construction	Transit Half-Cent Surtax	City Funds	36000	Streets and Sidewalks	$ 150,615	$ 29,517	$ 14,906	$ 44,423	$ 106,193
40-B50309	SW 9 Ave (23 RD to 22 Rd) D3	1/1/2016	Resilience and Public Works	3	Active	Construction	Contribution from General Fund	City Funds	36000	Streets and Sidewalks	$ 24,213	$ 4,446	$ -	$ 4,446	$ 19,767
40-B50309	SW 9 Ave (23 RD to 22 Rd) D3	1/1/2016	Resilience and Public Works	3	Active	Construction	Stormwater Utility Trust Fund 2008	City Funds	36000	Streets and Sidewalks	$ 93,000	$ 11,516	$ -	$ 11,516	$ 81,484
40-B50309	SW 9 Ave (23 RD to 22 Rd) D3	1/1/2016	Resilience and Public Works	3	Active	Construction	Local Option Gas Tax	City Funds	36000	Streets and Sidewalks	$ 5,472	$ 237	$ -	$ 237	$ 5,235
40-B50309	SW 9 Ave (23 RD to 22 Rd) D3	1/1/2016	Resilience and Public Works	3	Active	Construction	Street Bonds - Series 2018C	Debt Proceeds	36000	Streets and Sidewalks	$ 6,051	$ -	$ -	$ -	$ 6,051
40-B50311	SW 12 St (SW 17 Ave-SW 16 Ave) D3	1/1/2016	Resilience and Public Works	3	Active	Final Completion	Transit Half-Cent Surtax	City Funds	36000	Streets and Sidewalks	$ 43,000	$ 25,005	$ -	$ 25,005	$ 17,995
40-B50311	SW 12 St (SW 17 Ave-SW 16 Ave) D3	1/1/2016	Resilience and Public Works	3	Active	Final Completion	Street Bonds - Series 2009	City Funds	36000	Streets and Sidewalks	$ 40,823	$ 40,823	$ 0	$ 40,823	$ -
40-B50311	SW 12 St (SW 17 Ave-SW 16 Ave) D3	1/1/2016	Resilience and Public Works	3	Active	Final Completion	Street Bonds - Series 2018C	Debt Proceeds	36000	Streets and Sidewalks	$ 203,302	$ 202,588	$ 715	$ 203,302	$ 0
40-B50312	SW 17 Street (16 Ave-14 Ave) D3	1/1/2016	Resilience and Public Works	3	Active	Final Completion	Transit Half-Cent Surtax	City Funds	36000	Streets and Sidewalks	$ 52,445	$ 48,877	$ (0)	$ 48,877	$ 3,568
40-B50312	SW 17 Street (16 Ave-14 Ave) D3	1/1/2016	Resilience and Public Works	3	Active	Final Completion	Stormwater Utility Trust Fund 2008	City Funds	36000	Streets and Sidewalks	$ 35,883	$ 35,883	$ -	$ 35,883	$ -
40-B50312A	SW 17 ST (16 ave to 17 ave)	5/12/2016	Resilience and Public Works	3	Active	Final Completion	Transit Half-Cent Surtax	City Funds	36000	Streets and Sidewalks	$ 16,470	$ 16,470	$ -	$ 16,470	$ -
40-B50312A	SW 17 ST (16 ave to 17 ave)	5/12/2016	Resilience and Public Works	3	Active	Final Completion	Transit Half-Cent Surtax	City Funds	36000	Streets and Sidewalks	$ 31,781	$ 31,781	$ -	$ 31,781	$ -
40-B50312A	SW 17 ST (16 ave to 17 ave)	5/12/2016	Resilience and Public Works	3	Active	Final Completion	Street Bonds - Series 2009	City Funds	36000	Streets and Sidewalks	$ 26,489	$ 26,489	$ -	$ 26,489	$ -
40-B50312A	SW 17 ST (16 ave to 17 ave)	5/12/2016	Resilience and Public Works	3	Active	Final Completion	Street Bonds - Series 2018C	Debt Proceeds	36000	Streets and Sidewalks	$ 234,597	$ 225,539	$ 9,058	$ 234,597	$ -
40-B50316	SW 14 Terrace (16 Ave to 17 Ave) D3	1/1/2016	Resilience and Public Works	3	Active	Final Completion	Transit Half-Cent Surtax	City Funds	36000	Streets and Sidewalks	$ 61,526	$ 61,526	$ 0	$ 61,526	$ -
40-B50316	SW 14 Terrace (16 Ave to 17 Ave) D3	1/1/2016	Resilience and Public Works	3	Active	Final Completion	Local Option Gas Tax	City Funds	36000	Streets and Sidewalks	$ 27,257	$ 20,455	$ 2,701	$ 23,155	$ 4,102
40-B50322	SW 15 ST (13 Ave to 14 Ave) D3	1/1/2016	Resilience and Public Works	3	Active	Administrative Close-Out	Transit Half-Cent Surtax	City Funds	36000	Streets and Sidewalks	$ 51,000	$ 47,598	$ 0	$ 47,598	$ 3,402
40-B50404	Shenandoah/Silver Bluff Roadway Improvement Project - D4	9/1/2014	Resilience and Public Works	4	Adopted	Planning	Transit Half-Cent Surtax	City Funds	36000	Streets and Sidewalks	$ 14,350	$ 14,350	$ -	$ 14,350	$ -
40-B50404	Shenandoah/Silver Bluff Roadway Improvement Project - D4	9/1/2014	Resilience and Public Works	4	Adopted	Planning	Transit Half-Cent Surtax	City Funds	36000	Streets and Sidewalks	$ 996,045	$ 996,045	$ -	$ 996,045	$ -
40-B50404	Shenandoah/Silver Bluff Roadway Improvement Project - D4	9/1/2014	Resilience and Public Works	4	Adopted	Planning	Parking Surcharge	City Funds	36000	Streets and Sidewalks	$ 575,000	$ 575,000	$ -	$ 575,000	$ -
40-B50404	Shenandoah/Silver Bluff Roadway Improvement Project - D4	9/1/2014	Resilience and Public Works	4	Adopted	Planning	Contribution from General Fund	City Funds	36000	Streets and Sidewalks	$ 764,711	$ 605,948	$ 158,763	$ 764,711	$ -

Detailed Report by Capital Project Number

Project Number	Project Name	Initial Funding Date	Client	District	Status	Phase	Award Name	Award Type	Fund Number	Fund Description	Budget	Actual	Encumbrances	Total Cost	Total Available
40-B50404	Shenandoah/Silver Bluff Roadway Improvement Project - D4	9/1/2014	Resilience and Public Works	4	Adopted	Planning	Stormwater Utility Trust Fund 2008	City Funds	36000	Streets and Sidewalks	$ 65,264	$ 65,225	$ 39	$ 65,264	$ -
40-B50404	Shenandoah/Silver Bluff Roadway Improvement Project - D4	9/1/2014	Resilience and Public Works	4	Adopted	Planning	Local Option Gas Tax	City Funds	36000	Streets and Sidewalks	$ 15,219	$ 13,233	$ 1,986	$ 15,219	$ -
40-B50404	Shenandoah/Silver Bluff Roadway Improvement Project - D4	9/1/2014	Resilience and Public Works	4	Adopted	Planning	Contribution from General Fund-SSL	City Funds	36000	Streets and Sidewalks	$ 583,175	$ 583,175	$ -	$ 583,175	$ -
40-B50407	SW 22 Terr from SW 27 Ave to SW 37 Ave - D2	5/14/2015	Resilience and Public Works	4	Active	Final Completion	Transit Half-Cent Surtax	City Funds	36000	Streets and Sidewalks	$ 227,253	$ 224,697	$ 0	$ 224,698	$ 2,555
40-B50407	SW 22 Terr from SW 27 Ave to SW 37 Ave - D2	5/14/2015	Resilience and Public Works	4	Active	Final Completion	Parking Surcharge	City Funds	36000	Streets and Sidewalks	$ 318,709	$ 316,410	$ 2,300	$ 318,709	$ -
40-B50407	SW 22 Terr from SW 27 Ave to SW 37 Ave - D2	5/14/2015	Resilience and Public Works	4	Active	Final Completion	Contribution from General Fund-SSL	City Funds	36000	Streets and Sidewalks	$ 4,038	$ 4,038	$ -	$ 4,038	$ -
40-B50407A	SW 22 Terr from SW 32 Ave to SW 37 Ave - D2	6/1/2015	Resilience and Public Works	4	Active	Final Completion	Transit Half-Cent Surtax	City Funds	36000	Streets and Sidewalks	$ 240,582	$ 240,582	$ 0	$ 240,582	$ -
40-B50407A	SW 22 Terr from SW 32 Ave to SW 37 Ave - D2	6/1/2015	Resilience and Public Works	4	Active	Final Completion	Parking Surcharge	City Funds	36000	Streets and Sidewalks	$ 31,135	$ 17,352	$ 13,783	$ 31,135	$ -
40-B50407A	SW 22 Terr from SW 32 Ave to SW 37 Ave - D2	6/1/2015	Resilience and Public Works	4	Active	Final Completion	Contribution from General Fund-SSL	City Funds	36000	Streets and Sidewalks	$ 6,364	$ 6,364	$ -	$ 6,364	$ -
40-B50408	Silver Bluff Speed Tables	8/1/2015	Resilience and Public Works	4	Active	Final Completion	Transit Half-Cent Surtax	City Funds	36000	Streets and Sidewalks	$ 163,786	$ 128,414	$ 33,528	$ 161,943	$ 1,843
40-B50408	Silver Bluff Speed Tables	8/1/2015	Resilience and Public Works	4	Active	Final Completion	Transit Half-Cent Surtax	City Funds	36000	Streets and Sidewalks	$ 293,937	$ 293,937	$ -	$ 293,937	$ -
40-B50408	Silver Bluff Speed Tables	8/1/2015	Resilience and Public Works	4	Active	Final Completion	Parking Surcharge	City Funds	36000	Streets and Sidewalks	$ 22,000	$ 22,000	$ -	$ 22,000	$ -
40-B50408	Silver Bluff Speed Tables	8/1/2015	Resilience and Public Works	4	Active	Final Completion	Stormwater Utility Trust Fund 2008	City Funds	36000	Streets and Sidewalks	$ 2,724	$ 2,724	$ -	$ 2,724	$ -
40-B50408	Silver Bluff Speed Tables	8/1/2015	Resilience and Public Works	4	Active	Final Completion	Street Bonds - Series 2009	City Funds	36000	Streets and Sidewalks	$ 156,899	$ 156,900	$ (0)	$ 156,899	$ -
40-B50408	Silver Bluff Speed Tables	8/1/2015	Resilience and Public Works	4	Active	Final Completion	Contribution from General Fund-SSL	City Funds	36000	Streets and Sidewalks	$ 45,005	$ 44,189	$ 816	$ 45,005	$ -
40-B50412	SW 23 Terrace from SW 27 Avenue to SW 32	10/1/2015	Resilience and Public Works	4	Active	Bidding	Transit Half-Cent Surtax	City Funds	36000	Streets and Sidewalks	$ 3,642	$ 3,642	$ -	$ 3,642	$ -
40-B50412	SW 23 Terrace from SW 27 Avenue to SW 32	10/1/2015	Resilience and Public Works	4	Active	Bidding	Local Option Gas Tax	City Funds	36000	Streets and Sidewalks	$ 11,232	$ 11,232	$ -	$ 11,232	$ -
40-B50412	SW 23 Terrace from SW 27 Avenue to SW 32	10/1/2015	Resilience and Public Works	4	Active	Bidding	Stormwater Utility Trust Fund	City Funds	36000	Streets and Sidewalks	$ 7	$ -	$ -	$ -	$ 7
40-B50412	SW 23 Terrace from SW 27 Avenue to SW 32	10/1/2015	Resilience and Public Works	4	Active	Bidding	Transit Half-Cent Surtax	City Funds	36000	Streets and Sidewalks	$ 39,963	$ 39,963	$ -	$ 39,963	$ -
40-B50412	SW 23 Terrace from SW 27 Avenue to SW 32	10/1/2015	Resilience and Public Works	4	Active	Bidding	Contribution from Special Revenue Fund	City Funds	36000	Streets and Sidewalks	$ 21,657	$ 21,657	$ -	$ 21,657	$ -
40-B50412	SW 23 Terrace from SW 27 Avenue to SW 32	10/1/2015	Resilience and Public Works	4	Active	Bidding	Contribution from General Fund	City Funds	36000	Streets and Sidewalks	$ 108,360	$ 87,333	$ 21,026	$ 108,360	$ -
40-B50412	SW 23 Terrace from SW 27 Avenue to SW 32	10/1/2015	Resilience and Public Works	4	Active	Bidding	Local Option Gas Tax	City Funds	36000	Streets and Sidewalks	$ 2,615	$ 931	$ -	$ 931	$ 1,684
40-B50412	SW 23 Terrace from SW 27 Avenue to SW 32	10/1/2015	Resilience and Public Works	4	Active	Bidding	Street Bonds - Series 2009	City Funds	36000	Streets and Sidewalks	$ 176	$ 176	$ -	$ 176	$ -
40-B50412	SW 23 Terrace from SW 27 Avenue to SW 32	10/1/2015	Resilience and Public Works	4	Active	Bidding	Contribution from General Fund-SSL	City Funds	36000	Streets and Sidewalks	$ 42,177	$ 40,012	$ -	$ 40,012	$ 2,165
40-B50412	SW 23 Terrace from SW 27 Avenue to SW 32	10/1/2015	Resilience and Public Works	4	Active	Bidding	Miami-Dade County WASD	County	36000	Streets and Sidewalks	$ 59,024	$ 52,783	$ 6,241	$ 59,024	$ -
40-B50412	SW 23 Terrace from SW 27 Avenue to SW 32	10/1/2015	Resilience and Public Works	4	Active	Bidding	Street Bonds - Series 2018C	Debt Proceeds	36000	Streets and Sidewalks	$ 20,054	$ 18,802	$ 0	$ 18,802	$ 1,251
40-B50412	SW 23 Terrace from SW 27 Avenue to SW 32	10/1/2015	Resilience and Public Works	4	Active	Bidding	Miami Forever Bond	Debt Proceeds	36000	Streets and Sidewalks	$ 1,580,000	$ 12,736	$ -	$ 12,736	$ 1,567,264
40-B50413	SW 24 Street from SW 27 Avenue to SW 32 Avenue	10/1/2015	Resilience and Public Works	4	Active	Construction	Local Option Gas Tax	City Funds	36000	Streets and Sidewalks	$ 5,737	$ 794	$ 4,943	$ 5,737	$ -
40-B50413	SW 24 Street from SW 27 Avenue to SW 32 Avenue	10/1/2015	Resilience and Public Works	4	Active	Construction	Transit Half-Cent Surtax	City Funds	36000	Streets and Sidewalks	$ 455,099	$ 135,199	$ 319,900	$ 455,099	$ -

Detailed Report by Capital Project Number

Project Number	Project Name	Initial Funding Date	Client	District	Status	Phase	Award Name	Award Type	Fund Number	Fund Description	Budget	Actual	Encumbrances	Total Cost	Total Available
40-B50413	SW 24 Street from SW 27 Avenue to SW 32 Avenue	10/1/2015	Resilience and Public Works	4	Active	Construction	Contribution from Special Revenue Fund	City Funds	36000	Streets and Sidewalks	$ 280,447	$ 10,359	$ 78,023	$ 88,382	$ 192,065
40-B50413	SW 24 Street from SW 27 Avenue to SW 32 Avenue	10/1/2015	Resilience and Public Works	4	Active	Construction	Contribution from General Fund	City Funds	36000	Streets and Sidewalks	$ 560,286	$ 108,239	$ 359,752	$ 467,991	$ 92,296
40-B50413	SW 24 Street from SW 27 Avenue to SW 32 Avenue	10/1/2015	Resilience and Public Works	4	Active	Construction	Local Option Gas Tax	City Funds	36000	Streets and Sidewalks	$ 58,391	$ -	$ 13,223	$ 13,223	$ 45,167
40-B50413	SW 24 Street from SW 27 Avenue to SW 32 Avenue	10/1/2015	Resilience and Public Works	4	Active	Construction	Contribution from General Fund-SSL	City Funds	36000	Streets and Sidewalks	$ 34,946	$ 26,953	$ 7,993	$ 34,946	$ -
40-B50413	SW 24 Street from SW 27 Avenue to SW 32 Avenue	10/1/2015	Resilience and Public Works	4	Active	Construction	Miami-Dade County WASD	County	36000	Streets and Sidewalks	$ 38,280	$ 28,461	$ 9,819	$ 38,280	$ -
40-B50413	SW 24 Street from SW 27 Avenue to SW 32 Avenue	10/1/2015	Resilience and Public Works	4	Active	Construction	Miami-Dade County General Obligation Bond	County	36000	Streets and Sidewalks	$ 542,598	$ -	$ 542,598	$ 542,598	$ -
40-B50413	SW 24 Street from SW 27 Avenue to SW 32 Avenue	10/1/2015	Resilience and Public Works	4	Active	Construction	Florida Department of Environmental Protection	State	36000	Streets and Sidewalks	$ 1,500,000	$ 95,452	$ 1,404,548	$ 1,500,000	$ -
40-B50413	SW 24 Street from SW 27 Avenue to SW 32 Avenue	10/1/2015	Resilience and Public Works	4	Active	Construction	Miami Forever Bond	Debt Proceeds	36000	Streets and Sidewalks	$ 560,000	$ 1,242	$ 558,758	$ 560,000	$ -
40-B50413	SW 24 Street from SW 27 Avenue to SW 32 Avenue	10/1/2015	Resilience and Public Works	4	Active	Construction	Miami Forever Bond	Debt Proceeds	36000	Streets and Sidewalks	$ 970,000	$ -	$ 970,000	$ 970,000	$ -
40-B50413	SW 24 Street from SW 27 Avenue to SW 32 Avenue	10/1/2015	Resilience and Public Works	4	Active	Construction	Miami-Dade County	County	36000	Streets and Sidewalks	$ 487,579	$ -	$ -	$ -	$ 487,579
40-B50414	SW 24 Terrace from SW 27 Avenue to SW 31	10/1/2015	Resilience and Public Works	4	Active	Final Completion	Transit Half-Cent Surtax	City Funds	36000	Streets and Sidewalks	$ 64,107	$ 64,107	$ -	$ 64,107	$ -
40-B50414	SW 24 Terrace from SW 27 Avenue to SW 31	10/1/2015	Resilience and Public Works	4	Active	Final Completion	Contribution from General Fund	City Funds	36000	Streets and Sidewalks	$ 345,578	$ 298,251	$ 47,327	$ 345,578	$ -
40-B50414	SW 24 Terrace from SW 27 Avenue to SW 31	10/1/2015	Resilience and Public Works	4	Active	Final Completion	Contribution from General Fund-SSL	City Funds	36000	Streets and Sidewalks	$ 8,600	$ 8,600	$ -	$ 8,600	$ -
40-B50414	SW 24 Terrace from SW 27 Avenue to SW 31	10/1/2015	Resilience and Public Works	4	Active	Final Completion	Miami-Dade County WASD	County	36000	Streets and Sidewalks	$ 57,123	$ 51,380	$ 5,742	$ 57,123	$ -
40-B50414	SW 24 Terrace from SW 27 Avenue to SW 31 Avenue	10/1/2015	Resilience and Public Works	4	Active	Final Completion	Miami-Dade County General Obligation Bond	County	36000	Streets and Sidewalks	$ 2,169,867	$ 1,847,104	$ 18,697	$ 1,865,801	$ 304,066
40-B50414	SW 24 Terrace from SW 27 Avenue to SW 31	10/1/2015	Resilience and Public Works	4	Active	Final Completion	American Rescue Plan Act	Federal	36000	Streets and Sidewalks	$ 1,250,000	$ 1,169,632	$ 80,368	$ 1,250,000	$ -
40-B50414	SW 24 Terrace from SW 27 Avenue to SW 31	10/1/2015	Resilience and Public Works	4	Active	Final Completion	Miami-Dade County	County	36000	Streets and Sidewalks	$ 867,027	$ 811,487	$ 46,955	$ 858,443	$ 8,584
40-B50417	Coral Gate Wall Installation - SW 33rd Avenue	12/10/2015	Resilience and Public Works	4	Adopted	Administrative Close-Out	Contribution from General Fund	City Funds	36000	Streets and Sidewalks	$ 39,356	$ 26,907	$ 12,449	$ 39,356	$ -
40-B50421	SW 25 Street from SW 27 Avenue to SW 32 Avenue D4	1/1/2016	Resilience and Public Works	4	Active	Final Completion	Transit Half-Cent Surtax	City Funds	36000	Streets and Sidewalks	$ 355,044	$ 347,418	$ 7,626	$ 355,044	$ -
40-B50421	SW 25 Street from SW 27 Avenue to SW 32 Avenue D4	1/1/2016	Resilience and Public Works	4	Active	Final Completion	Parking Surcharge	City Funds	36000	Streets and Sidewalks	$ 682,680	$ 527,639	$ 155,041	$ 682,680	$ -
40-B50421	SW 25 Street from SW 27 Avenue to SW 32 Avenue D4	1/1/2016	Resilience and Public Works	4	Active	Final Completion	Contribution from General Fund	City Funds	36000	Streets and Sidewalks	$ 3,223	$ 1,184	$ -	$ 1,184	$ 2,040
40-B50421	SW 25 Street from SW 27 Avenue to SW 32 Avenue D4	1/1/2016	Resilience and Public Works	4	Active	Final Completion	Stormwater Utility Trust Fund 2008	City Funds	36000	Streets and Sidewalks	$ 234,352	$ 137,175	$ 16,522	$ 153,697	$ 80,655
40-B50421	SW 25 Street from SW 27 Avenue to SW 32 Avenue D4	1/1/2016	Resilience and Public Works	4	Active	Final Completion	Street Bonds - Series 2009	City Funds	36000	Streets and Sidewalks	$ 17,828	$ 17,828	$ -	$ 17,828	$ -
40-B50421	SW 25 Street from SW 27 Avenue to SW 32 Avenue D4	1/1/2016	Resilience and Public Works	4	Active	Final Completion	Contribution from General Fund-SSL	City Funds	36000	Streets and Sidewalks	$ 179,588	$ 113,188	$ 54,381	$ 167,570	$ 12,018
40-B50421	SW 25 Street from SW 27 Avenue to SW 32 Avenue D4	1/1/2016	Resilience and Public Works	4	Active	Final Completion	Miami-Dade County WASD	County	36000	Streets and Sidewalks	$ 62,792	$ 56,302	$ 6,490	$ 62,792	$ -

Detailed Report by Capital Project Number

Project Number	Project Name	Initial Funding Date	Client	District	Status	Phase	Award Name	Award Type	Fund Number	Fund Description	Budget	Actual	Encumbrances	Total Cost	Total Available
40-B50421	SW 25 Street from SW 27 Avenue to SW 32 Avenue D4	1/1/2016	Resilience and Public Works	4	Active	Final Completion	Street Bonds - Series 2018C	Debt Proceeds	36000	Streets and Sidewalks	$ 35,238	$ 34,007	$ 1,231	$ 35,238	$ -
40-B50421	SW 25 Street from SW 27 Avenue to SW 32 Avenue D4	1/1/2016	Resilience and Public Works	4	Active	Final Completion	Miami-Dade County General Obligation Bond	County	36000	Streets and Sidewalks	$ 1,187,193	$ 1,186,197	$ -	$ 1,186,197	$ 996
40-B50421	SW 25 Street from SW 27 Avenue to SW 32 Avenue D4	1/1/2016	Resilience and Public Works	4	Active	Final Completion	American Rescue Plan Act	Federal	36000	Streets and Sidewalks	$ 1,250,000	$ 1,250,000	$ -	$ 1,250,000	$ -
40-B50421	SW 25 Street from SW 27 Avenue to SW 32 Avenue D4	1/1/2016	Resilience and Public Works	4	Active	Final Completion	Miami-Dade County	County	36000	Streets and Sidewalks	$ 845,198	$ 795,170	$ 41,660	$ 836,830	$ 8,368
40-B50503	Traffic Calming Devices at SW 25 Ave	11/17/2016	Resilience and Public Works	4	Active	Administrative Close-Out	Transit Half-Cent Surtax	City Funds	36000	Streets and Sidewalks	$ 7,218	$ 7,218	$ -	$ 7,218	$ -
40-B50503	Traffic Calming Devices at SW 25 Ave	11/17/2016	Resilience and Public Works	4	Active	Administrative Close-Out	Contribution from General Fund-SSL	City Funds	36000	Streets and Sidewalks	$ 22,303	$ 22,303	$ -	$ 22,303	$ -
40-B50505	Traffic Calming Device at Intersection of SW 32 Ave and SW 5 St	11/17/2016	Resilience and Public Works	4	Active	Final Completion	Transit Half-Cent Surtax	City Funds	36000	Streets and Sidewalks	$ 42,639	$ 42,639	$ -	$ 42,639	$ -
40-B50505	Traffic Calming Device at Intersection of SW 32 Ave and SW 5 St	11/17/2016	Resilience and Public Works	4	Active	Final Completion	Parking Surcharge	City Funds	36000	Streets and Sidewalks	$ 4,685	$ 4,685	$ -	$ 4,685	$ -
40-B50505	Traffic Calming Device at Intersection of SW 32 Ave and SW 5 St	11/17/2016	Resilience and Public Works	4	Active	Final Completion	Contribution from General Fund	City Funds	36000	Streets and Sidewalks	$ 599,752	$ 488,180	$ 24	$ 488,204	$ 111,548
40-B50505	Traffic Calming Device at Intersection of SW 32 Ave and SW 5 St	11/17/2016	Resilience and Public Works	4	Active	Final Completion	Stormwater Utility Trust Fund 2008	City Funds	36000	Streets and Sidewalks	$ 30,000	$ -	$ -	$ -	$ 30,000
40-B50505	Traffic Calming Device at Intersection of SW 32 Ave and SW 5 St	11/17/2016	DREAM	4	Active	Final Completion	Contribution from General Fund-SSL	City Funds	36000	Streets and Sidewalks	$ 372,149	$ 372,149	$ -	$ 372,149	$ -
40-B50505	Traffic Calming Device at Intersection of SW 32 Ave and SW 5 St	11/17/2016	Resilience and Public Works	4	Active	Final Completion	Miami-Dade County General Obligation Bond	County	36000	Streets and Sidewalks	$ 170,000	$ 170,000	$ -	$ 170,000	$ -
40-B50643	Wagner Creek/Seybold Canal Dredging	2/1/2006	Resilience and Public Works	1	Active	Monitoring	Stormwater Utility Trust Fund	City Funds	38000	Storm Sewers	$ 2,534,159	$ 2,499,680	$ 0	$ 2,499,680	$ 34,479
40-B50643	Wagner Creek/Seybold Canal Dredging	2/1/2006	Resilience and Public Works	1	Active	Monitoring	Storm Sewer-Non Bond Revenues	City Funds	38000	Storm Sewers	$ 617,481	$ 606,504	$ -	$ 606,504	$ 10,977
40-B50643	Wagner Creek/Seybold Canal Dredging	2/1/2006	Resilience and Public Works	1	Active	Monitoring	Contribution from Other Governments	City Funds	38000	Storm Sewers	$ 34,310	$ 34,310	$ -	$ 34,310	$ -
40-B50643	Wagner Creek/Seybold Canal Dredging	2/1/2006	Resilience and Public Works	1	Active	Monitoring	Stormwater Utility Trust Fund 2008	City Funds	38000	Storm Sewers	$ 1,630,297	$ 1,615,909	$ 5,006	$ 1,620,915	$ 9,383
40-B50643	Wagner Creek/Seybold Canal Dredging	2/1/2006	Resilience and Public Works	1	Active	Monitoring	Florida Department of Environmental Protection	State	38000	Storm Sewers	$ 450,000	$ 450,000	$ -	$ 450,000	$ -
40-B50643	Wagner Creek/Seybold Canal Dredging	2/1/2006	Resilience and Public Works	1	Active	Monitoring	Florida Inland Navigation District	State	38000	Storm Sewers	$ 700,000	$ 700,000	$ -	$ 700,000	$ -
40-B50643	Wagner Creek/Seybold Canal Dredging	2/1/2006	Resilience and Public Works	1	Active	Monitoring	Florida Department of Environmental Protection	Debt Proceeds	38000	Storm Sewers	$ 22,413,800	$ 21,177,752	$ 9	$ 21,177,761	$ 1,236,039
40-B50643	Wagner Creek/Seybold Canal Dredging	2/1/2006	Resilience and Public Works	1	Active	Monitoring	Florida Inland Navigation District	State	38000	Storm Sewers	$ 1,200,000	$ 1,200,000	$ -	$ 1,200,000	$ -
40-B50643	Wagner Creek/Seybold Canal Dredging	2/1/2006	Resilience and Public Works	1	Active	Monitoring	Florida Inland Navigation District	State	38000	Storm Sewers	$ 1,000,000	$ 1,000,000	$ -	$ 1,000,000	$ -
40-B50902	A Media Art Entmt Rdwy Imprv	1/1/2016	Resilience and Public Works	5	Active	Administrative Close-Out	Transit Half-Cent Surtax	City Funds	36000	Streets and Sidewalks	$ 80,742	$ 80,742	$ (0)	$ 80,742	$ -
40-B50902	A Media Art Entmt Rdwy Imprv	1/1/2016	Resilience and Public Works	5	Active	Administrative Close-Out	Local Option Gas Tax	City Funds	36000	Streets and Sidewalks	$ 902	$ 902	$ -	$ 902	$ -
40-B50902	A Media Art Entmt Rdwy Imprv	1/1/2016	Resilience and Public Works	5	Active	Administrative Close-Out	Transit Half-Cent Surtax	City Funds	36000	Streets and Sidewalks	$ 128,293	$ 128,293	$ -	$ 128,293	$ -
40-B50902	A Media Art Entmt Rdwy Imprv	1/1/2016	Resilience and Public Works	5	Active	Administrative Close-Out	Stormwater Utility Trust Fund 2008	City Funds	36000	Streets and Sidewalks	$ 154,233	$ 154,233	$ -	$ 154,233	$ -

Detailed Report by Capital Project Number

Project Number	Project Name	Initial Funding Date	Client	District	Status	Phase	Award Name	Award Type	Fund Number	Fund Description	Budget	Actual	Encumbrances	Total Cost	Total Available
40-B50902	A Media Art Entmt Rdwy Imprv	1/1/2016	Resilience and Public Works	5	Active	Administrative Close-Out	Street Bonds - Series 2009	City Funds	36000	Streets and Sidewalks	$ 588,090	$ 588,090	$ (0)	$ 588,090	$ 0
40-B50902	A Media Art Entmt Rdwy Imprv	1/1/2016	Resilience and Public Works	5	Active	Administrative Close-Out	Street Bonds - Series 2018C	Debt Proceeds	36000	Streets and Sidewalks	$ 387,211	$ 363,080	$ 8,386	$ 371,466	$ 15,746
40-B50904	NW 7 ST RD from NW N River DR to NW 9 CT D5	1/1/2016	Resilience and Public Works	5	Active	Construction	Transit Half-Cent Surtax	City Funds	36000	Streets and Sidewalks	$ 123,561	$ 115,388	$ 8,173	$ 123,561	$ -
40-B50904	NW 7 ST RD from NW N River DR to NW 9 CT D5	1/1/2016	Resilience and Public Works	5	Active	Construction	Contribution from General Fund	City Funds	36000	Streets and Sidewalks	$ 718,270	$ 257,698	$ 0	$ 257,698	$ 460,572
40-B50904	NW 7 ST RD from NW N River DR to NW 9 CT D5	1/1/2016	Resilience and Public Works	5	Active	Construction	Miami Forever Bond	Debt Proceeds	36000	Streets and Sidewalks	$ 1,793,000	$ 1,151,191	$ 241,808	$ 1,392,999	$ 400,001
40-B50906	NE 3 Ave from NE 54 ST to NE 58 Terrace D5	1/1/2016	Resilience and Public Works	5	Active	Dry-Run/Permit	Transit Half-Cent Surtax	City Funds	36000	Streets and Sidewalks	$ 234,554	$ -	$ -	$ -	$ 234,554
40-B50906	NE 3 Ave from NE 54 ST to NE 58 Terrace D5	1/1/2016	Resilience and Public Works	5	Active	Dry-Run/Permit	Local Option Gas Tax	City Funds	36000	Streets and Sidewalks	$ 646	$ 532	$ -	$ 532	$ 114
40-B50906	NE 3 Ave from NE 54 ST to NE 58 Terrace D5	1/1/2016	Resilience and Public Works	5	Active	Dry-Run/Permit	Transit Half-Cent Surtax	City Funds	36000	Streets and Sidewalks	$ 403,895	$ 59,659	$ -	$ 59,659	$ 344,236
40-B50906	NE 3 Ave from NE 54 ST to NE 58 Terrace D5	1/1/2016	Resilience and Public Works	5	Active	Dry-Run/Permit	Contribution from Special Revenue Fund	City Funds	36000	Streets and Sidewalks	$ 1,009,625	$ 35,113	$ 242	$ 35,355	$ 974,270
40-B50906	NE 3 Ave from NE 54 ST to NE 58 Terrace D5	1/1/2016	Resilience and Public Works	5	Active	Dry-Run/Permit	Parking Surcharge	City Funds	36000	Streets and Sidewalks	$ 516,000	$ -	$ -	$ -	$ 516,000
40-B50906	NE 3 Ave from NE 54 ST to NE 58 Terrace D5	1/1/2016	Resilience and Public Works	5	Active	Dry-Run/Permit	Contribution from General Fund	City Funds	36000	Streets and Sidewalks	$ 19,451	$ -	$ -	$ -	$ 19,451
40-B50906	NE 3 Ave from NE 54 ST to NE 58 Terrace D5	1/1/2016	Resilience and Public Works	5	Active	Dry-Run/Permit	Local Option Gas Tax	City Funds	36000	Streets and Sidewalks	$ 775,855	$ 4,455	$ -	$ 4,455	$ 771,400
40-B50906	NE 3 Ave from NE 54 ST to NE 58 Terrace D5	1/1/2016	Resilience and Public Works	5	Active	Dry-Run/Permit	Street Bonds - Series 2009	City Funds	36000	Streets and Sidewalks	$ 105,834	$ 105,834	$ (0)	$ 105,834	$ 0
40-B50906	NE 3 Ave from NE 54 ST to NE 58 Terrace D5	1/1/2016	Resilience and Public Works	5	Active	Dry-Run/Permit	Citywide Landscape	City Funds	36000	Streets and Sidewalks	$ 23,994	$ -	$ -	$ -	$ 23,994
40-B50906	NE 3 Ave from NE 54 ST to NE 58 Terrace D5	1/1/2016	Resilience and Public Works	5	Active	Dry-Run/Permit	Contribution from General Fund-SSL	City Funds	36000	Streets and Sidewalks	$ 4,677	$ -	$ -	$ -	$ 4,677
40-B50906	NE 3 Ave from NE 54 ST to NE 58 Terrace D5	1/1/2016	Resilience and Public Works	5	Active	Dry-Run/Permit	Miami-Dade County WASD	County	36000	Streets and Sidewalks	$ 24,986	$ 19,169	$ 5,817	$ 24,986	$ -
40-B50906	NE 3 Ave from NE 54 ST to NE 58 Terrace D5	1/1/2016	Resilience and Public Works	5	Active	Dry-Run/Permit	Street Bonds - Series 2018C	Debt Proceeds	36000	Streets and Sidewalks	$ 139,526	$ 46,738	$ 4,000	$ 50,738	$ 88,788
40-B50907	Dorsey Park Neighborhood Roadway Improvements D5	1/1/2016	Resilience and Public Works	5	Active	Administrative Close-Out	Local Option Gas Tax	City Funds	36000	Streets and Sidewalks	$ 208,321	$ 207,627	$ 694	$ 208,321	$ -
40-B50907	Dorsey Park Neighborhood Roadway Improvements D5	1/1/2016	Resilience and Public Works	5	Active	Administrative Close-Out	Transit Half-Cent Surtax	City Funds	36000	Streets and Sidewalks	$ 309,287	$ 171,470	$ 137,817	$ 309,287	$ -
40-B50907	Dorsey Park Neighborhood Roadway Improvements D5	1/1/2016	Resilience and Public Works	5	Active	Administrative Close-Out	Street Bonds - Series 2009	City Funds	36000	Streets and Sidewalks	$ 180,935	$ 180,935	$ -	$ 180,935	$ -
40-B50907	Dorsey Park Neighborhood Roadway Improvements D5	1/1/2016	Resilience and Public Works	5	Active	Administrative Close-Out	Street Bonds - Series 2018C	Debt Proceeds	36000	Streets and Sidewalks	$ 472,911	$ 456,304	$ -	$ 456,304	$ 16,607
40-B60464	New Dinner Key Marina Dockmaster Building	9/30/2006	Real Estate and Asset Management	2	Active	Planning	Sanitary Sewer Non-Bond	City Funds	34000	Public Facilities	$ 38,057	$ 37,324	$ -	$ 37,324	$ 733
40-B60464	New Dinner Key Marina Dockmaster Building	9/30/2006	Real Estate and Asset Management	2	Active	Planning	Contribution from Special Revenue Fund	City Funds	34000	Public Facilities	$ 4,163	$ 4,163	$ -	$ 4,163	$ -
40-B60464	New Dinner Key Marina Dockmaster Building	9/30/2006	Real Estate and Asset Management	2	Active	Planning	Contribution from Special Revenue Fund	City Funds	34000	Public Facilities	$ 27,700	$ 27,700	$ 0	$ 27,700	$ -
40-B60464	New Dinner Key Marina Dockmaster Building	9/30/2006	Real Estate and Asset Management	2	Active	Planning	Homeland Defense Bond	City Funds	34000	Public Facilities	$ 664,723	$ 664,723	$ 0	$ 664,723	$ -
40-B60464	New Dinner Key Marina Dockmaster Building	9/30/2006	Real Estate and Asset Management	2	Active	Planning	Impact Fees	City Funds	34000	Public Facilities	$ 87,986	$ 87,986	$ -	$ 87,986	$ -
40-B60464	New Dinner Key Marina Dockmaster Building	9/30/2006	Real Estate and Asset Management	2	Active	Planning	10% Marinas Revenue	City Funds	34000	Public Facilities	$ 496,655	$ 492,270	$ 0	$ 492,270	$ 4,385
40-B60464	New Dinner Key Marina Dockmaster Building	9/30/2006	Real Estate and Asset Management	2	Active	Planning	Homeland Defense Bond Series 3	City Funds	34000	Public Facilities	$ 2,830,276	$ 2,817,277	$ (0)	$ 2,817,277	$ 12,999
40-B60464	New Dinner Key Marina Dockmaster Building	9/30/2006	Real Estate and Asset Management	2	Active	Planning	Private - TVM Productions	Private	34000	Public Facilities	$ 17	$ -	$ -	$ -	$ 17

Detailed Report by Capital Project Number

Project Number	Project Name	Initial Funding Date	Client	District	Status	Phase	Award Name	Award Type	Fund Number	Fund Description	Budget	Actual	Encumbrances	Total Cost	Total Available
40-B70029	Little Haiti Cultural Center - Miscellaneous Repair	10/1/2015	Parks and Recreation	5	Active	Planning	Contribution from General Fund	City Funds	34000	Public Facilities	$ 28,720	$ 28,720	$ -	$ 28,720	$ -
40-B70029	Little Haiti Cultural Center - Miscellaneous Repair	10/1/2015	Parks and Recreation	5	Active	Planning	Contribution from General Fund-SSL	City Funds	34000	Public Facilities	$ 552	$ 552	$ -	$ 552	$ -
40-B70039	Miamarina Ticket Surchage Rev	9/30/2006	Real Estate and Asset Management	Citywide	Adopted	Planning	Miamarina Ticket Surcharge Revenue	City Funds	34000	Public Facilities	$ 326,304	$ 317,927	$ 4,458	$ 322,385	$ 3,920
40-B70042	Miami Marine Stadium Marina	11/23/2015	Real Estate and Asset Management	2	Active	Pre-Construction	10% Marinas Revenue	City Funds	34000	Public Facilities	$ 969,765	$ 186,588	$ 0	$ 186,588	$ 783,178
40-B70042	Miami Marine Stadium Marina	11/23/2015	Real Estate and Asset Management	2	Active	Pre-Construction	Florida Fish and Wildlife Conservation Commission	State	34000	Public Facilities	$ 13,440	$ 13,440	$ 0	$ 13,440	$ -
40-B70042	Miami Marine Stadium Marina	11/23/2015	Real Estate and Asset Management	2	Active	Pre-Construction	Miami Special Obligation Bond	Debt Proceeds	34000	Public Facilities	$ 3,000,000	$ 44,796	$ 270,879	$ 315,675	$ 2,684,325
40-B70042	Miami Marine Stadium Marina	11/23/2015	Real Estate and Asset Management	2	Active	Pre-Construction	Florida Inland Navigation District	State	34000	Public Facilities	$ 150,000	$ -	$ -	$ -	$ 150,000
40-B70043	Derelict Vessel Removal	11/23/2015	Real Estate and Asset Management	2	Active	Non-Infrastructure	10% Marinas Revenue	City Funds	34000	Public Facilities	$ 245,299	$ 238,348	$ -	$ 238,348	$ 6,951
40-B70043	Derelict Vessel Removal	11/23/2015	Real Estate and Asset Management	2	Active	Non-Infrastructure	Florida Inland Navigation District	State	34000	Public Facilities	$ 30,000	$ 30,000	$ -	$ 30,000	$ -
40-B70043	Derelict Vessel Removal	11/23/2015	Real Estate and Asset Management	2	Active	Non-Infrastructure	Florida Inland Navigation District	State	34000	Public Facilities	$ 30,000	$ 30,000	$ -	$ 30,000	$ -
40-B70045	Miamarina Pier 5 Commercial Wharf Improvement - Phase I	11/23/2015	Real Estate and Asset Management	2	Active	Pre-Construction	Contribution from General Fund	City Funds	34000	Public Facilities	$ 699,000	$ 693,287	$ -	$ 693,287	$ 5,713
40-B70045	Miamarina Pier 5 Commercial Wharf Improvement - Phase I	11/23/2015	Real Estate and Asset Management	2	Active	Pre-Construction	10% Marinas Revenue	City Funds	34000	Public Facilities	$ 557,913	$ 511,723	$ -	$ 511,723	$ 46,190
40-B70045	Miamarina Pier 5 Commercial Wharf Improvement - Phase I	11/23/2015	Real Estate and Asset Management	2	Active	Pre-Construction	Miamarina Ticket Surcharge Revenue	City Funds	34000	Public Facilities	$ 75,225	$ 72,813	$ -	$ 72,813	$ 2,412
40-B70045	Miamarina Pier 5 Commercial Wharf Improvement - Phase I	11/23/2015	Real Estate and Asset Management	2	Active	Pre-Construction	Florida Inland Navigation District	State	34000	Public Facilities	$ 44,140	$ 44,140	$ -	$ 44,140	$ -
40-B70045	Miamarina Pier 5 Commercial Wharf Improvement - Phase I	11/23/2015	Real Estate and Asset Management	2	Active	Pre-Construction	Florida Inland Navigation District	State	34000	Public Facilities	$ 1,325,000	$ 1,186,854	$ -	$ 1,186,854	$ 138,146
40-B70046	Virginia Key Boat Launch and Trailer Parking - D2	10/1/2016	Real Estate and Asset Management	2	Active	Pre-Construction	Impact Fees - Parks	City Funds	35000	Parks and Recreation	$ 1,344,200	$ 821,431	$ 520,874	$ 1,342,306	$ 1,894
40-B70046	Virginia Key Boat Launch and Trailer Parking - D2	10/1/2016	Real Estate and Asset Management	2	Active	Pre-Construction	Florida Inland Navigation District	State	35000	Parks and Recreation	$ 30,965	$ 30,965	$ -	$ 30,965	$ -
40-B70046	Virginia Key Boat Launch and Trailer Parking - D2	10/1/2016	Real Estate and Asset Management	2	Active	Pre-Construction	Miami Special Obligation Bond	Debt Proceeds	35000	Parks and Recreation	$ 3,000,000	$ 12,440	$ 140,994	$ 153,433	$ 2,846,567
40-B70046	Virginia Key Boat Launch and Trailer Parking - D2	10/1/2016	Real Estate and Asset Management	2	Active	Pre-Construction	Florida Inland Navigation District	State	35000	Parks and Recreation	$ 1,261,200	$ -	$ -	$ -	$ 1,261,200
40-B70047	Mooring Field Offshore (Watson Island) - D2	10/1/2016	Real Estate and Asset Management	2	Active	Bidding	10% Marinas Revenue	City Funds	34000	Public Facilities	$ 423,216	$ 423,216	$ -	$ 423,216	$ -
40-B70047	Mooring Field Offshore (Watson Island) - D2	10/1/2016	Real Estate and Asset Management	2	Active	Bidding	Florida Inland Navigation District	State	34000	Public Facilities	$ 10,085	$ 10,085	$ -	$ 10,085	$ -
40-B70047	Mooring Field Offshore (Watson Island) - D2	10/1/2016	Real Estate and Asset Management	2	Active	Bidding	Florida Inland Navigation District	State	34000	Public Facilities	$ 375,000	$ 362,917	$ -	$ 362,917	$ 12,084
40-B70048	Mooring Field Offshore (Dinner Key Marina) - D2	10/1/2016	Real Estate and Asset Management	2	Active	Construction	10% Marinas Revenue	City Funds	34000	Public Facilities	$ 178,003	$ 178,003	$ (0)	$ 178,003	$ -
40-B70048	Mooring Field Offshore (Dinner Key Marina) - D2	10/1/2016	Real Estate and Asset Management	2	Active	Construction	Florida Inland Navigation District	State	34000	Public Facilities	$ 45,380	$ 45,380	$ -	$ 45,380	$ -
40-B70048	Mooring Field Offshore (Dinner Key Marina) - D2	10/1/2016	Real Estate and Asset Management	2	Active	Construction	Florida Inland Navigation District	State	34000	Public Facilities	$ 250,000	$ 106,444	$ 0	$ 106,444	$ 143,556
40-B70100	Gusman Hall Improvements / Repairs	3/1/2011	Real Estate and Asset Management	5	Active	Design	Contribution from Special Revenue Fund	City Funds	34000	Public Facilities	$ 60,000	$ 60,000	$ -	$ 60,000	$ -
40-B70100	Gusman Hall Improvements / Repairs	3/1/2011	Real Estate and Asset Management	5	Active	Design	Homeland Defense Bond	City Funds	34000	Public Facilities	$ 10,743	$ 10,743	$ -	$ 10,743	$ -
40-B70100	Gusman Hall Improvements / Repairs	3/1/2011	Real Estate and Asset Management	5	Active	Design	Contribution from General Fund	City Funds	34000	Public Facilities	$ 5,129,211	$ 1,912,798	$ 1,435,585	$ 3,348,383	$ 1,780,828

Detailed Report by Capital Project Number

Project Number	Project Name	Initial Funding Date	Client	District	Status	Phase	Award Name	Award Type	Fund Number	Fund Description	Budget	Actual	Encumbrances	Total Cost	Total Available
40-B70100	Gusman Hall Improvements / Repairs	3/1/2011	Real Estate and Asset Management	5	Active	Design	Homeland Defense Bond Series 3	City Funds	34000	Public Facilities	$ 383,427	$ 383,427	$ -	$ 383,427	$ -
40-B70100	Gusman Hall Improvements / Repairs	3/1/2011	Real Estate and Asset Management	5	Active	Design	Contribution from General Fund-SSL	City Funds	34000	Public Facilities	$ 496,713	$ 485,044	$ 11,670	$ 496,713	$ -
40-B70100	Gusman Hall Improvements / Repairs	3/1/2011	Real Estate and Asset Management	5	Active	Design	Florida Historic Preservation	State	34000	Public Facilities	$ 500,000	$ -	$ -	$ -	$ 500,000
40-B70105	Refurbishing of Existing Apparatus	1/1/2013	Fire-Rescue	Citywide	Active	Planning	Fire Assessment Fee	City Funds	32000	Public Safety	$ 333,005	$ 319,526	$ 13,479	$ 333,005	$ -
40-B70105	Refurbishing of Existing Apparatus	1/1/2013	Fire-Rescue	Citywide	Active	Planning	Contribution from General Fund	City Funds	32000	Public Safety	$ 645,122	$ 634,844	$ 4,784	$ 639,628	$ 5,494
40-B70106A	General Firefighting & EMS Equipment	5/14/2015	Fire-Rescue	Citywide	Active	Planning	Fire Assessment Fee	City Funds	32000	Public Safety	$ 98,656	$ 98,656	$ -	$ 98,656	$ -
40-B70106A	General Firefighting & EMS Equipment	5/14/2015	Fire-Rescue	Citywide	Active	Planning	Fire Assessment Fee	City Funds	32000	Public Safety	$ 231,091	$ 229,492	$ 1,398	$ 230,890	$ 201
40-B70106A	General Firefighting & EMS Equipment	5/14/2015	Fire-Rescue	Citywide	Active	Planning	Contribution from General Fund	City Funds	32000	Public Safety	$ 992,926	$ 917,420	$ 33,114	$ 950,535	$ 42,391
40-B70106A	General Firefighting & EMS Equipment	5/14/2015	Fire-Rescue	Citywide	Active	Planning	Impact Fees - Fire	City Funds	32000	Public Safety	$ 5,226,652	$ 3,259,898	$ 280,948	$ 3,540,846	$ 1,685,806
40-B70106A	General Firefighting & EMS Equipment	5/14/2015	Fire-Rescue	Citywide	Active	Planning	American Rescue Plan Act	Federal	32000	Public Safety	$ 1,500,000	$ 1,500,000	$ -	$ 1,500,000	$ -
40-B70106A	General Firefighting & EMS Equipment	5/14/2015	Fire-Rescue	Citywide	Active	Planning	State of Florida Dept of Financial Services	State	32000	Public Safety	$ 18,146	$ -	$ -	$ -	$ 18,146
40-B70119	Police HQ Pressure Clean/Seal/Paint Exterior	11/1/2014	Police	3	Active	Construction	Contribution from General Fund	City Funds	32000	Public Safety	$ 362,198	$ 358,485	$ 3,650	$ 362,135	$ 63
40-B70120	Carpeting and Flooring Police Dept. (North District and South District)	11/1/2014	Police	Citywide	Adopted	Planning	Contribution from General Fund	City Funds	32000	Public Safety	$ 466,200	$ 466,156	$ 0	$ 466,156	$ 44
40-B70121	Police Drains & Parking	4/27/2017	Police	Citywide	Active	Bidding	Contribution from General Fund	City Funds	32000	Public Safety	$ 300,000	$ 179,499	$ 10,231	$ 189,729	$ 110,271
40-B70143	Fortification of MPD Headquarters Front Lobby and Entrance	10/1/2015	Police	Citywide	Active	Administrative Close-Out	Impact Fees	City Funds	32000	Public Safety	$ 863	$ 863	$ -	$ 863	$ -
40-B70143	Fortification of MPD Headquarters Front Lobby and Entrance	10/1/2015	Police	Citywide	Active	Administrative Close-Out	Impact Fees	City Funds	32000	Public Safety	$ 524,867	$ 289,705	$ 143	$ 289,848	$ 235,019
40-B70143	Fortification of MPD Headquarters Front Lobby and Entrance	10/1/2015	Police	Citywide	Active	Administrative Close-Out	Contribution from General Fund	City Funds	32000	Public Safety	$ 525	$ 499	$ -	$ 499	$ 26
40-B70143	Fortification of MPD Headquarters Front Lobby and Entrance	10/1/2015	Police	Citywide	Active	Administrative Close-Out	Impact Fees - Police	City Funds	32000	Public Safety	$ 10,978	$ 10,978	$ -	$ 10,978	$ -
40-B70184	Comprehensive Cancer Prevention Program - CW	10/1/2016	Fire-Rescue	Citywide	Active	Planning	Contribution from General Fund	City Funds	32000	Public Safety	$ 600,000	$ 597,566	$ -	$ 597,566	$ 2,434
40-B70184	Comprehensive Cancer Prevention Program - CW	10/1/2016	Fire-Rescue	Citywide	Active	Planning	Impact Fees - Fire	City Funds	32000	Public Safety	$ 350,000	$ 350,000	$ -	$ 350,000	$ -
40-B70184	Comprehensive Cancer Prevention Program - CW	10/1/2016	Fire-Rescue	Citywide	Active	Planning	Florida Department of Financial Services	Federal Pass Through State	32000	Public Safety	$ 28,429	$ 18,750	$ -	$ 18,750	$ 9,679
40-B70245	Transportation Program Support Svcs - Transportation	2/1/2013	Resilience and Public Works	Citywide	Active	Planning	Transit Half-Cent Surtax	City Funds	36000	Streets and Sidewalks	$ 15,353	$ 15,353	$ -	$ 15,353	$ -
40-B70245	Transportation Program Support Svcs - Transportation	2/1/2013	Resilience and Public Works	Citywide	Active	Planning	Transit Half-Cent Surtax	City Funds	36000	Streets and Sidewalks	$ 2,809,605	$ 2,561,655	$ 134,204	$ 2,695,858	$ 113,747
40-B70245D	Transportation PSS - Transportation DRI Fees Administration	11/1/2013	Planning	Citywide	Active	Planning	Downtown Developmental Regional Impact (DDRI)	City Funds	36000	Streets and Sidewalks	$ 155,042	$ -	$ -	$ -	$ 155,042
40-B70246	Transportation Program Support Svc - Transit Professional	2/1/2013	Resilience and Public Works	5	Active	Planning	Transit Half-Cent Surtax	City Funds	39900	Mass Transit	$ 51,200	$ 41,860	$ -	$ 41,860	$ 9,341

Detailed Report by Capital Project Number

Project Number	Project Name	Initial Funding Date	Client	District	Status	Phase	Award Name	Award Type	Fund Number	Fund Description	Budget	Actual	Encumbrances	Total Cost	Total Available
40-B70246	Transportation Program Support Svc - Transit Professional	2/1/2013	Resilience and Public Works	5	Active	Planning	Transit Half-Cent Surtax	City Funds	39900	Mass Transit	$ 781,851	$ 661,957	$ 48,169	$ 710,126	$ 71,725
40-B70246	Transportation Program Support Svc - Transit Professional	2/1/2013	Resilience and Public Works	5	Active	Planning	Miami-Dade Transportation Planning Organization	Other Local Units	39900	Mass Transit	$ 50,000	$ 50,000	$ -	$ 50,000	$ -
40-B70247	Citywide Mass Transit Studies	12/1/2013	Resilience and Public Works	Citywide	Adopted	Planning	Transit Half-Cent Surtax	City Funds	39900	Mass Transit	$ 25,000	$ 14,500	$ 10,500	$ 25,000	$ -
40-B70334	City Hall Repairs	10/1/2015	General Service Administration	Citywide	Adopted	Planning	Contribution from Special Revenue Fund	City Funds	31000	General Government	$ 33,300	$ 31,231	$ -	$ 31,231	$ 2,069
40-B70334	City Hall Repairs	10/1/2015	General Service Administration	Citywide	Adopted	Planning	Contribution from General Fund	City Funds	31000	General Government	$ 708,533	$ 699,387	$ 9,146	$ 708,533	$ -
40-B70715E	City of Miami Trolley Program - Trolley Acquisition	3/31/2016	Resilience and Public Works	Citywide	Active	Planning	Transit Half-Cent Surtax	City Funds	39900	Mass Transit	$ 7,027,900	$ 7,027,900	$ -	$ 7,027,900	$ -
40-B70715E	City of Miami Trolley Program - Trolley Acquisition	3/31/2016	Resilience and Public Works	Citywide	Active	Planning	Florida Department of Transportation	State	39900	Mass Transit	$ 294,499	$ 294,499	$ 0	$ 294,499	$ -
40-B70715E	City of Miami Trolley Program - Trolley Acquisition	3/31/2016	Resilience and Public Works	Citywide	Active	Planning	Florida Department of Transportation	State	39900	Mass Transit	$ 1,180,000	$ 1,180,000	$ -	$ 1,180,000	$ -
40-B70715E	City of Miami Trolley Program - Trolley Acquisition	3/31/2016	Resilience and Public Works	Citywide	Active	Planning	Florida Department of Transportation	State	39900	Mass Transit	$ 1,020,450	$ 1,019,046	$ -	$ 1,019,046	$ 1,404
40-B70718	Fire Facilities Generators (North & South)	7/1/2013	Fire-Rescue	Citywide	Active	Administrative Close-Out	Impact Fees	City Funds	32000	Public Safety	$ 987,129	$ 977,156	$ 9,973	$ 987,129	$ -
40-B70970	IT Modern CIT Software Prg	10/1/2014	Office of Capital Improvements	Citywide	Active	Design	Contribution from General Fund	City Funds	31000	General Government	$ 2,344,668	$ 2,021,019	$ 133,409	$ 2,154,428	$ 190,240
40-B70970	IT Modern CIT Software Prg	10/1/2014	Office of Capital Improvements	Citywide	Active	Design	Contribution from General Fund-SSL	City Funds	31000	General Government	$ 953,647	$ 896,913	$ 56,735	$ 953,647	$ -
40-B72810A	New Fire Rescue Appar (North & Sout)	6/1/2013	Fire-Rescue	Citywide	Active	Planning	Impact Fees	City Funds	32000	Public Safety	$ 5,232,207	$ 5,232,206	$ -	$ 5,232,206	$ 1
40-B72810A	New Fire Rescue Appar (North & Sout)	6/1/2013	Fire-Rescue	Citywide	Active	Planning	Impact Fees - Fire	City Funds	32000	Public Safety	$ 2,559,700	$ 2,154,699	$ 394,560	$ 2,549,259	$ 10,441
40-B72810E	Fire Apparatus Vehicle Lease 2019	6/20/2019	Fire-Rescue	Citywide	Adopted	Planning	Santander Bank Vehicle Lease	Debt Proceeds	32000	Public Safety	$ 12,570,000	$ 12,570,000	$ -	$ 12,570,000	$ -
40-B72910C	The College Polic-Water Int-D2	5/14/2015	Police	Citywide	Active	Construction	Contribution from General Fund	City Funds	32000	Public Safety	$ 78,861	$ 75,321	$ 1,660	$ 76,980	$ 1,881
40-B72910C	The College Polic-Water Int-D2	5/14/2015	Police	Citywide	Active	Construction	Impact Fees - Police	City Funds	32000	Public Safety	$ 108,623	$ 623	$ -	$ 623	$ 108,000
40-B72914	Police Headquarters Building A/C Renovations	2/1/2006	Police	3	Active	Pre-Construction	Contribution from General Fund	City Funds	32000	Public Safety	$ 329,900	$ 299,774	$ -	$ 299,774	$ 30,126
40-B72914	Police Headquarters Building A/C Renovations	2/1/2006	Police	3	Active	Pre-Construction	Miami-Dade County Public Schools	City Funds	32000	Public Safety	$ 22,000	$ -	$ -	$ -	$ 22,000
40-B72915A	Police Headquarters Helipad and Roof Replacement	12/1/2011	Police	Citywide	Active	Administrative Close-Out	Impact Fees	City Funds	32000	Public Safety	$ 179,780	$ 179,780	$ 0	$ 179,780	$ -
40-B72915A	Police Headquarters Helipad and Roof Replacement	12/1/2011	Police	Citywide	Active	Administrative Close-Out	Sunshine State Government Financing Commission Loan #2	City Funds	32000	Public Safety	$ 49,364	$ 49,364	$ -	$ 49,364	$ -
40-B72915A	Police Headquarters Helipad and Roof Replacement	12/1/2011	Police	Citywide	Active	Administrative Close-Out	Homeland Defense Bond Series 3	City Funds	32000	Public Safety	$ 263,255	$ 263,255	$ -	$ 263,255	$ -
40-B72915A	Police Headquarters Helipad and Roof Replacement	12/1/2011	Police	Citywide	Active	Administrative Close-Out	Miami-Dade County Public Schools	City Funds	32000	Public Safety	$ 813,854	$ 810,135	$ 270	$ 810,405	$ 3,449
40-B72915A	Police Headquarters Helipad and Roof Replacement	12/1/2011	Police	Citywide	Active	Administrative Close-Out	Contribution from General Fund-SSL	City Funds	32000	Public Safety	$ 93,028	$ 88,266	$ 4,762	$ 93,028	$ -
40-B72915A	Police Headquarters Helipad and Roof Replacement	12/1/2011	Police	Citywide	Active	Administrative Close-Out	Impact Fees - Police	City Funds	32000	Public Safety	$ 95,000	$ 95,000	$ -	$ 95,000	$ -

Detailed Report by Capital Project Number

Project Number	Project Name	Initial Funding Date	Client	District	Status	Phase	Award Name	Award Type	Fund Number	Fund Description	Budget	Actual	Encumbrances	Total Cost	Total Available
40-B72928A	Police South Roof Renovation CW	1/14/2016	Police	Citywide	Active	Bidding	Impact Fees	City Funds	32000	Public Safety	$ 2,614	$ 2,614	$ -	$ 2,614	$ -
40-B72928A	Police South Roof Renovation CW	1/14/2016	Police	Citywide	Active	Bidding	Contribution from General Fund	City Funds	32000	Public Safety	$ 333,201	$ 113,683	$ 21,337	$ 135,020	$ 198,181
40-B72928A	Police South Roof Renovation CW	1/14/2016	Police	Citywide	Active	Bidding	Miami-Dade County Public Schools	City Funds	32000	Public Safety	$ 15,000	$ 15,000	$ -	$ 15,000	$ -
40-B72928A	Police South Roof Renovation CW	1/14/2016	Police	Citywide	Active	Bidding	Impact Fees - Police	City Funds	32000	Public Safety	$ 146,000	$ -	$ -	$ -	$ 146,000
40-B73102A	Citywide Streets Milling and Resurfacing	9/1/2012	Resilience and Public Works	Citywide	Adopted	Planning	Transit Half-Cent Surtax	City Funds	36000	Streets and Sidewalks	$ 269,953	$ 269,953	$ -	$ 269,953	$ -
40-B73102B	Urban Core Roadway Improvements	11/1/2013	Resilience and Public Works	Citywide	Active	Annual Capital Refurbishment	Parking Surcharge	City Funds	36000	Streets and Sidewalks	$ 3,848,563	$ 175,082	$ 1,680,162	$ 1,855,244	$ 1,993,319
40-B73102C	Citywide Street Milling and Resurfacing - Local Option Gas Tax	12/1/2013	Resilience and Public Works	Citywide	Active	Annual Capital Refurbishment	Local Option Gas Tax	City Funds	36000	Streets and Sidewalks	$ 649,065	$ 649,065	$ (0)	$ 649,065	$ -
40-B73102E	Citywide Pavement Resurfacing	11/1/2016	Resilience and Public Works	Citywide	Active	Construction	Transit Half-Cent Surtax	City Funds	36000	Streets and Sidewalks	$ 91,660	$ 58,141	$ -	$ 58,141	$ 33,519
40-B73102E	Citywide Pavement Resurfacing	11/1/2016	Resilience and Public Works	Citywide	Active	Construction	Transit Half-Cent Surtax	City Funds	36000	Streets and Sidewalks	$ 2,518,427	$ 1,014,819	$ 253,002	$ 1,267,821	$ 1,250,607
40-B73102E	Citywide Pavement Resurfacing	11/1/2016	Resilience and Public Works	Citywide	Active	Construction	Contribution from Special Revenue Fund	City Funds	36000	Streets and Sidewalks	$ 12,242	$ 12,242	$ -	$ 12,242	$ -
40-B73102E	Citywide Pavement Resurfacing	11/1/2016	Resilience and Public Works	Citywide	Active	Construction	Local Option Gas Tax	City Funds	36000	Streets and Sidewalks	$ 3,474,691	$ 3,474,691	$ -	$ 3,474,691	$ -
40-B73504	G4 Garage Improvements (Miami Parking Authority)	4/27/2017	Real Estate and Asset Management	2	Active	Pre-Construction	Impact Fees	City Funds	34000	Public Facilities	$ 6,750	$ 6,750	$ -	$ 6,750	$ -
40-B73504	G4 Garage Improvements (Miami Parking Authority)	4/27/2017	Real Estate and Asset Management	2	Active	Pre-Construction	Contribution from General Fund	City Funds	34000	Public Facilities	$ 8,129,727	$ 3,247,744	$ 245,805	$ 3,493,548	$ 4,636,179
40-B73504	G4 Garage Improvements (Miami Parking Authority)	4/27/2017	Real Estate and Asset Management	2	Active	Pre-Construction	Impact Fees - General Government	City Funds	34000	Public Facilities	$ 2,791,850	$ 654,758	$ -	$ 654,758	$ 2,137,092
40-B74205B	GSA Fleet Maintenance Garage Expansion	3/1/2011	General Service Administration	1	Active	Planning	Impact Fees	City Funds	31000	General Government	$ 250,063	$ 249,735	$ -	$ 249,735	$ 328
40-B74205B	GSA Fleet Maintenance Garage Expansion	3/1/2011	General Service Administration	1	Active	Planning	Impact Fees	City Funds	31000	General Government	$ 654,717	$ 577,739	$ -	$ 577,739	$ 76,978
40-B74205D	GSA Property Maintenance Division Building Repairs	12/10/2015	General Service Administration	Citywide	Active	Bidding	Contribution from General Fund	City Funds	31000	General Government	$ 255,886	$ 177,598	$ 24,999	$ 202,597	$ 53,289
40-B74220D	Police Vehicle Lease 2019	6/20/2019	Police	Citywide	Active	Administrative Close-Out	Santander Bank Vehicle Lease	Debt Proceeds	32000	Public Safety	$ 11,005,334	$ 10,931,031	$ -	$ 10,931,031	$ 74,303
40-B74614A	Building Department Elecronic Plans Review	6/3/2015	Building	Citywide	Active	Non-Infrastructure	Contribution from General Fund	City Funds	31000	General Government	$ 8,924,187	$ 8,812,240	$ 111,747	$ 8,923,987	$ 201
40-B74614B	Building Department Elecronic Plans Review (E-Plan) PHII	6/11/2020	Building	Citywide	Adopted	Non-Infrastructure	Contribution from General Fund	City Funds	31000	General Government	$ 4,681,000	$ 3,903,265	$ 718,360	$ 4,621,625	$ 59,375
40-B74617A	Enterprise Integration	10/1/2015	Innovation and Technology	Citywide	Adopted	Planning	Contribution from General Fund	City Funds	31000	General Government	$ 500,000	$ 499,979	$ -	$ 499,979	$ 21
40-B75816	Armbrister Park Site Improvements	8/1/2009	Parks and Recreation	2	Active	Administrative Close-Out	Impact Fees	City Funds	35000	Parks and Recreation	$ 42,143	$ 40,322	$ 1,821	$ 42,143	$ -
40-B75816	Armbrister Park Site Improvements	8/1/2009	Parks and Recreation	2	Active	Administrative Close-Out	Homeland Defense Bond Series 3	City Funds	35000	Parks and Recreation	$ 2,857	$ 2,857	$ -	$ 2,857	$ -
40-B75909A	Riverside Park D3	10/1/2015	Parks and Recreation	3	Active	Planning	Impact Fees	City Funds	35000	Parks and Recreation	$ 96,287	$ 96,287	$ -	$ 96,287	$ -
40-B75936A	West End Park - FF&E D4	10/1/2015	Parks and Recreation	4	Active	Administrative Close-Out	Impact Fees	City Funds	35000	Parks and Recreation	$ 172,394	$ 164,691	$ 7,703	$ 172,394	$ -
40-B78509D	Calle 8 Light and Street Improvments Mayor - Public Works	11/1/2016	Resilience and Public Works	3	Active	Annual Capital Refurbishment	Parking Surcharge	City Funds	36000	Streets and Sidewalks	$ 205,573	$ 39,613	$ -	$ 39,613	$ 165,960
40-B78509D	Calle 8 Light and Street Improvments Mayor - Public Works	11/1/2016	Resilience and Public Works	3	Active	Annual Capital Refurbishment	Contribution from General Fund	City Funds	36000	Streets and Sidewalks	$ 104,369	$ 104,369	$ -	$ 104,369	$ -
40-B78509E	Calle 8 Light and Street Improvements Mayor - Decoration	11/1/2016	Resilience and Public Works	3	Active	Annual Capital Refurbishment	Contribution from General Fund	City Funds	36000	Streets and Sidewalks	$ 125,751	$ 41,864	$ 9,303	$ 51,168	$ 74,583
										Totals	**$1,624,171,156**	**$ 640,127,070**	**$ 111,551,341**	**$ 751,678,411**	**$ 872,492,745**

Table of Contents

Proposed

CAPITAL BUDGET

Fiscal Year 2024-2025

Serving, enhancing, and transforming our community